

Push&Go

Protector
Respingente

Push&Go

Protector / Respingente / Butoir / Puffer/ Tope

CODE	
101/80/G	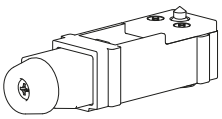

Max. 80 Kg

The **Push&Go** pusher can be used with any clip, sliding and jaw element

Il respingente **Push&Go** può essere utilizzato con qualsiasi fermo, scorrevole e ganascia.

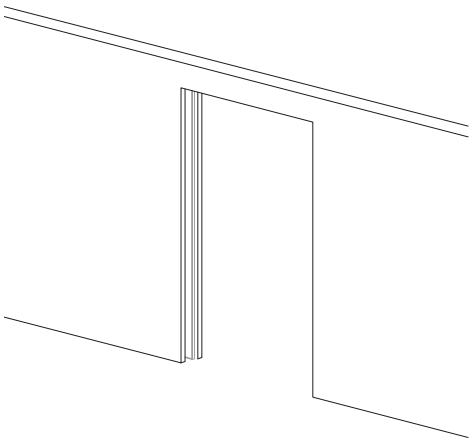

1

The **Push and Go** pusher allows complete door opening
Il respingente **Push and Go** permette di aprire completamente la porta



2

With simple pressure the door opens partially
Con una semplice pressione la porta fuoriesce parzialmente

Art.101/80/G — Art.46 / Art.84

Art.101/80/G — Art.1627



Art.101/80/G — Art.1674

ALUMINIUM RAILS SUITABLE FOR THE PUSH & GO PUSHER / BINARI IN ALLUMINIO ADATTI AL RESPINGENTE PUSH & GO

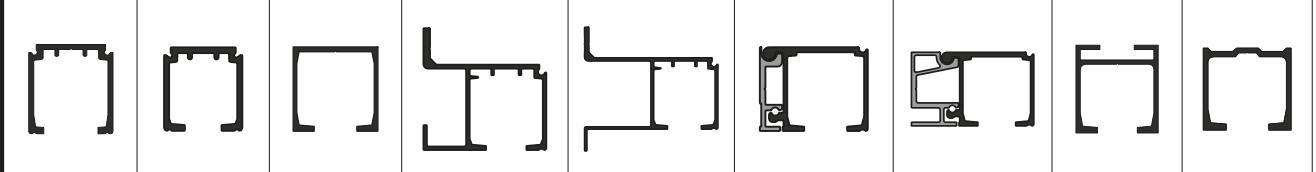

ART. 1299	ART. 1280	ART. 1080	ART. 1359	ART. 1559	ART. 1700 - 1720	ART. 1700 - 1710	ART. 80	ART. 1180

SIZE DESCRIPTION / DESCRIZIONI MISURE

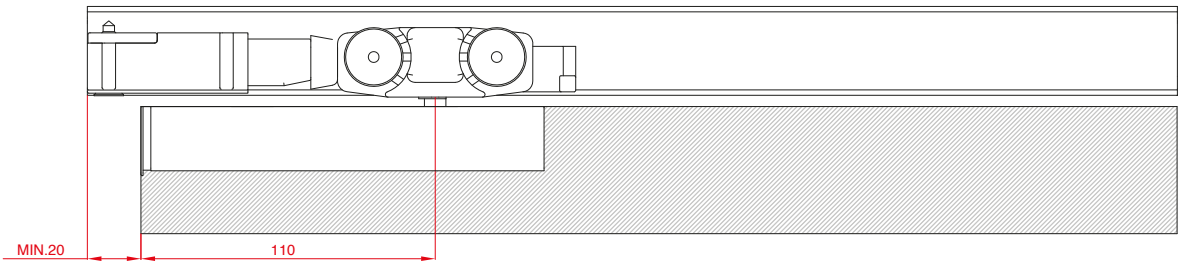

EVOLUTION

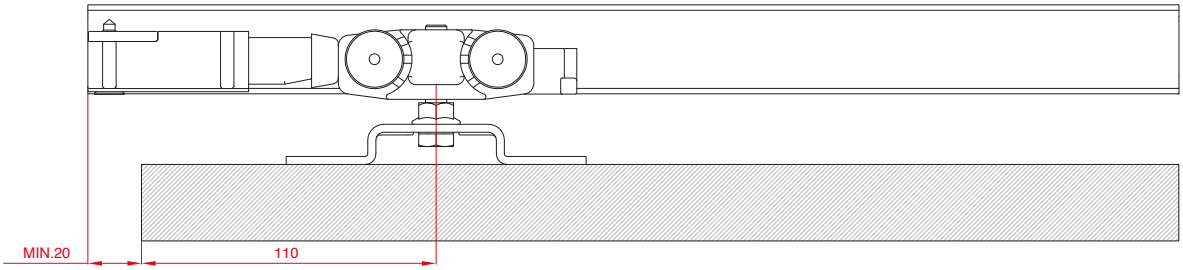

CLASSIC

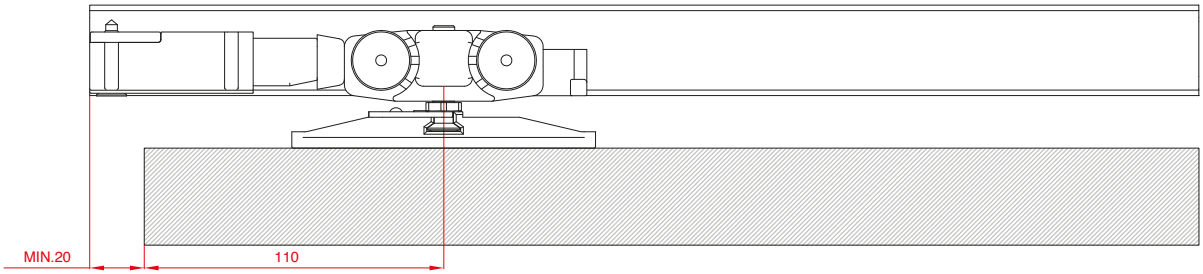

STEP

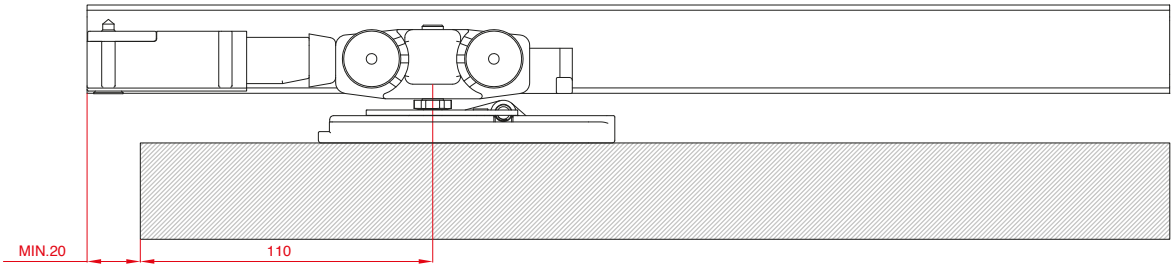

ECLETTICA

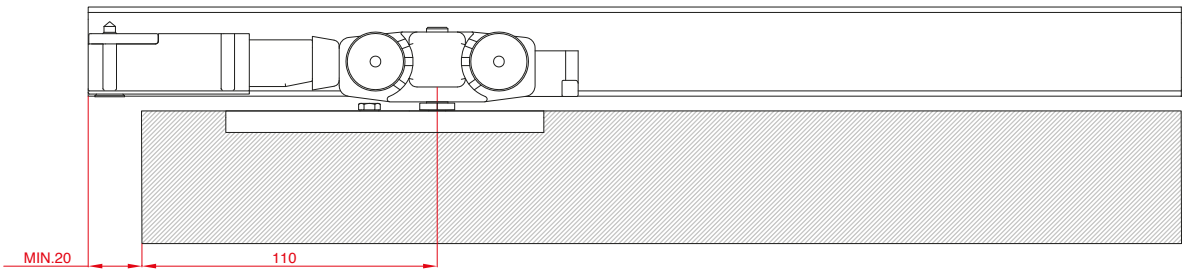

HIDE

SIZE DESCRIPTION / DESCRIZIONI MISURE

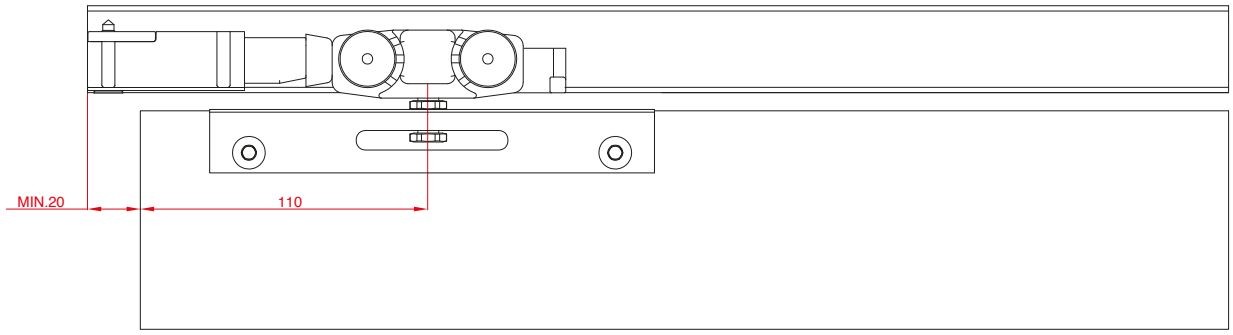

VETRO 24

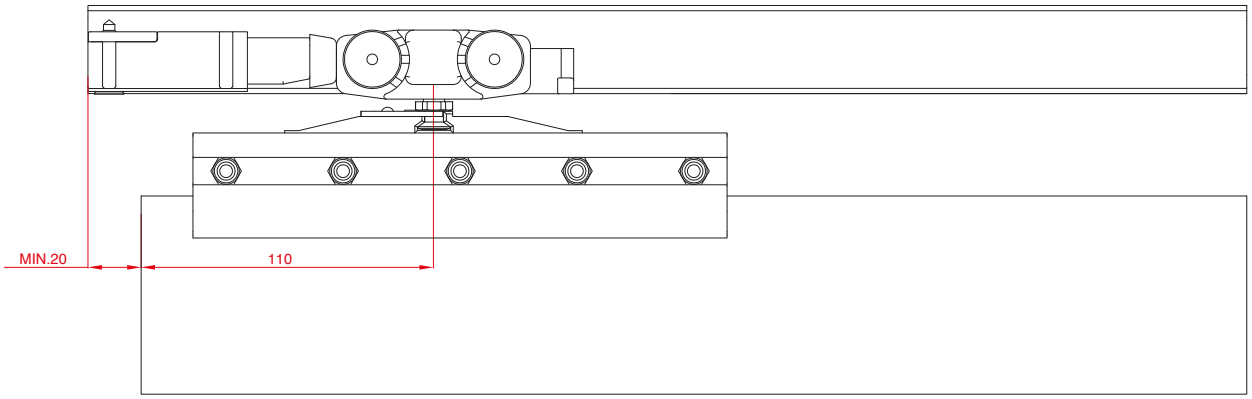

VETRO 40

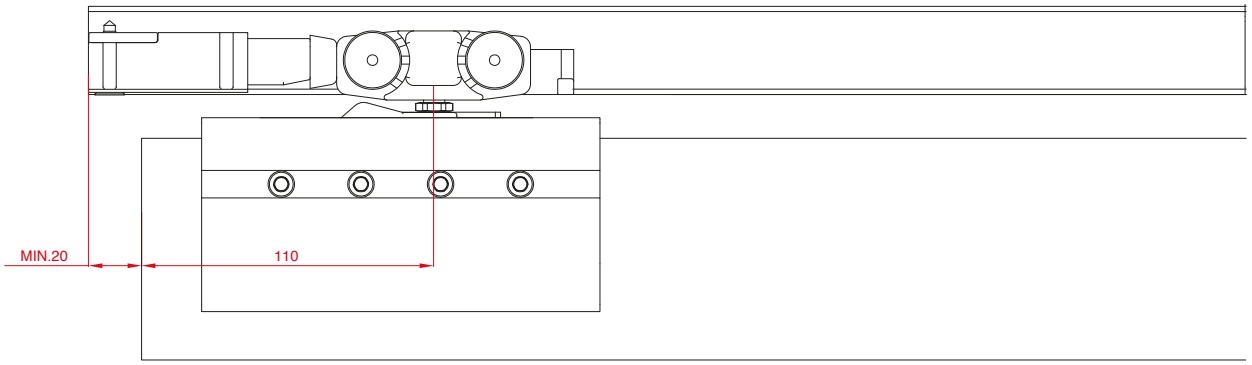

VETRO 73

Push Magnetic

CODE	
106/80/G	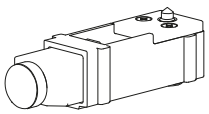
2411	

Max. 80 Kg

Patended system
Sistema brevettato

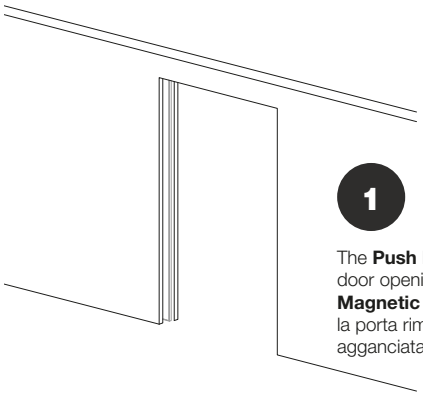

1

The **Push Magnetic** pusher allows complete door opening / Il respingente **Push Magnetic** permette di aprire completamente la porta rimanendo **magneticamente** agganciata

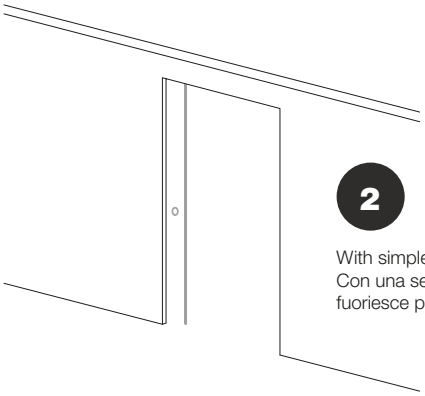

2

With simple pressure the door opens partially
Con una semplice pressione la porta fuoriesce parzialmente

Art.101/80/G — Art.46 / Art.84



Art.101/80/G — Art.1627



The **Push Magnetic** pusher can be adapted to standard clip already existing
Il respingente **Push Magnetic** può essere adattato su scorrevoli per fermi standard gia esistenti

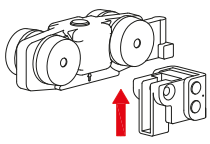

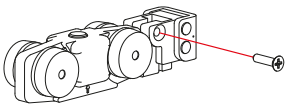

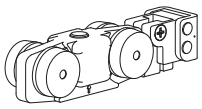

ALUMINIUM RAILS SUITABLE FOR THE PUSH AND GO PUSHER / BINARI IN ALLUMINIO ADATTI AL RESPINGENTE PUSH AND GO

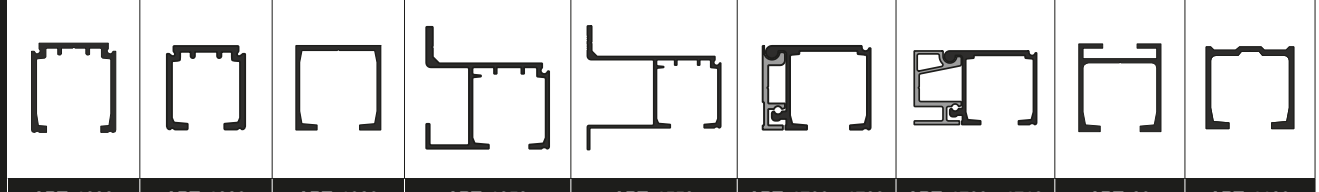

ART. 1299	ART. 1280	ART. 1080	ART. 1359	ART. 1559	ART. 1700 - 1720	ART. 1700 - 1710	ART. 80	ART. 1180

SIZE DESCRIPTION / DESCRIZIONI MISURE

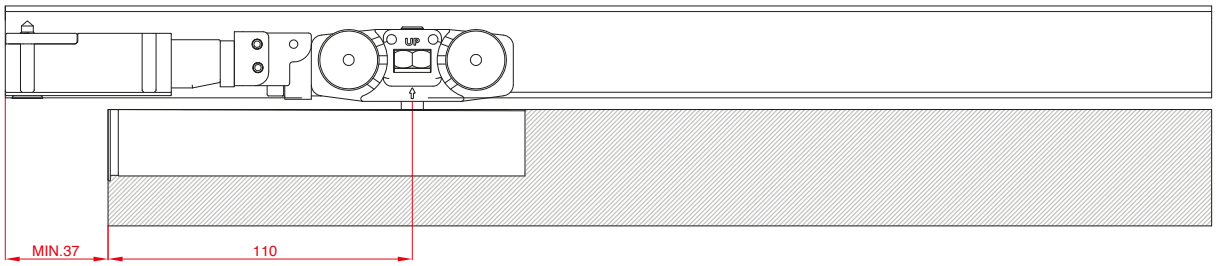

EVOLUTION

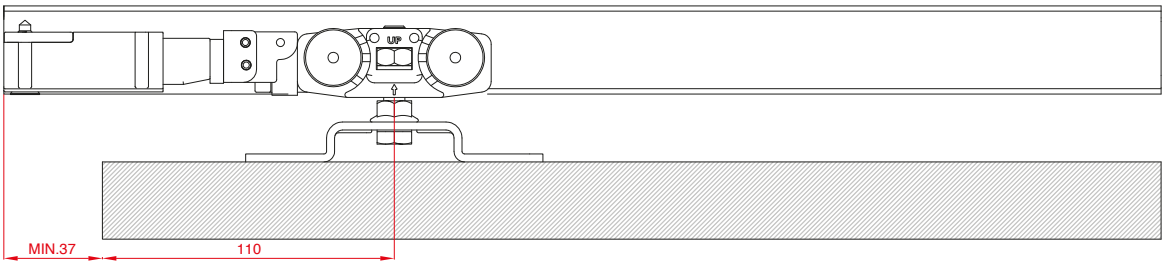

CLASSIC

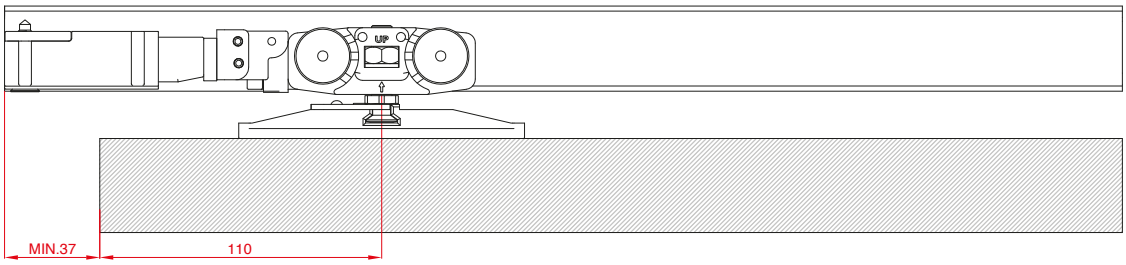

STEP

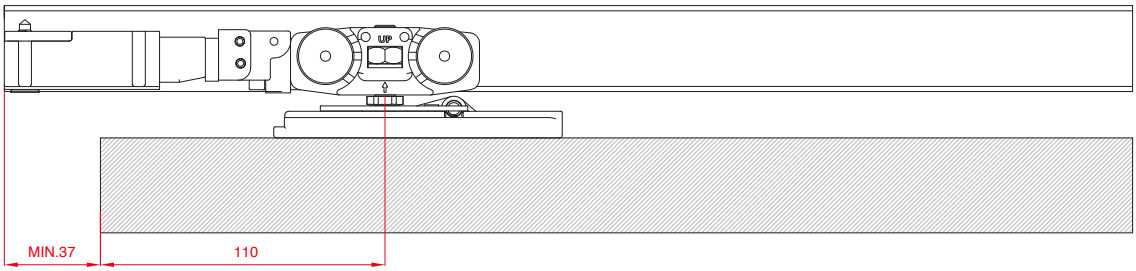

ECLETTICA

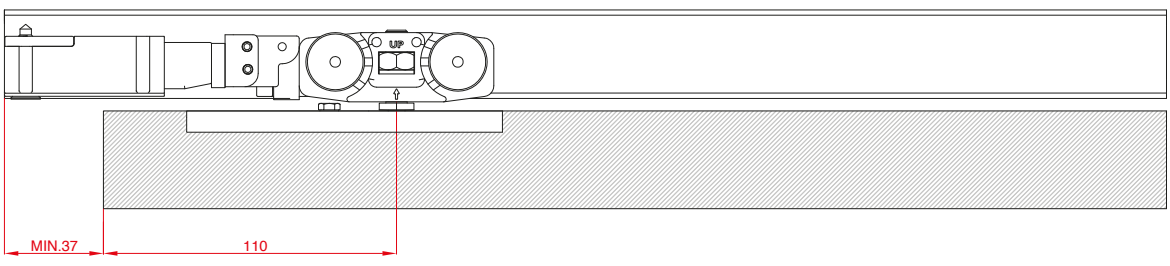

HIDE

Push Magnetic
(Glass-Vetro)

SIZE DESCRIPTION / DESCRIZIONI MISURE

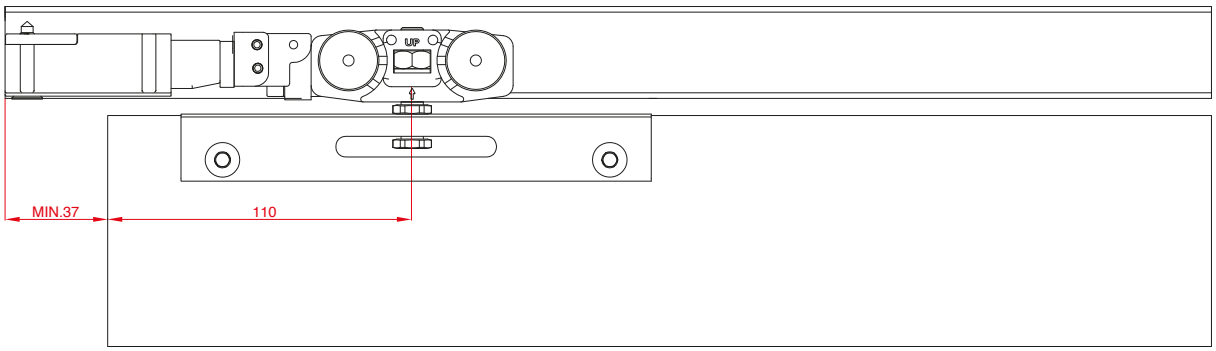

VETRO 24

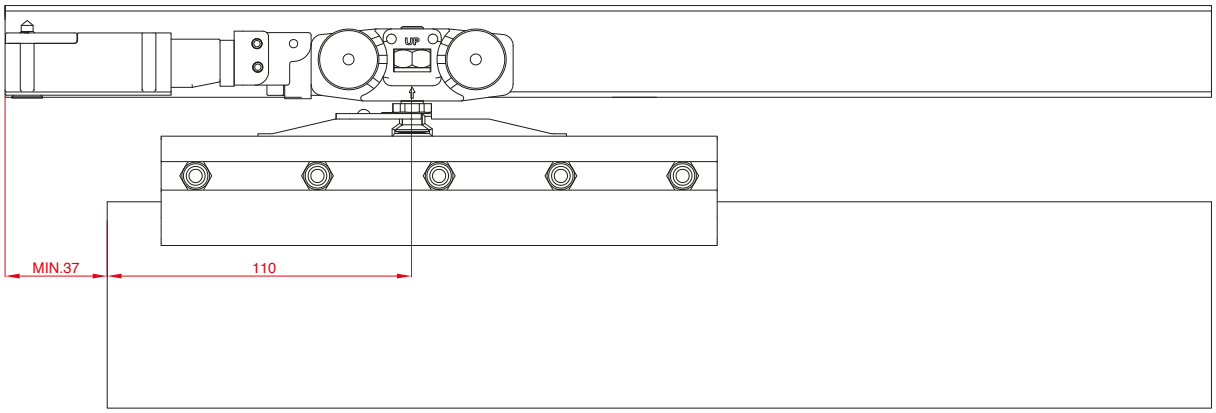

VETRO 40

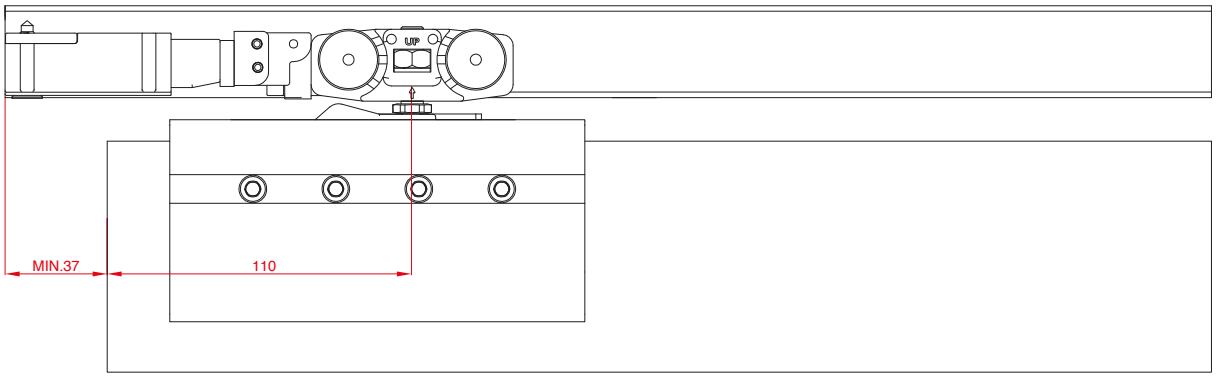

VETRO 73

Selfie

Systems for doors with automatic closure
Sistemi per porte con chiusura automatica

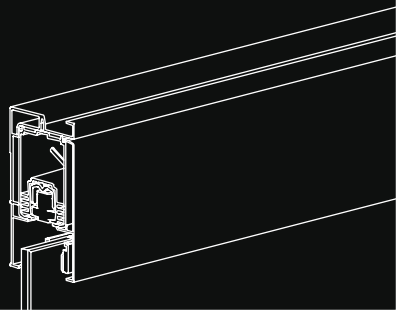

Selfie

Systems for doors with automatic closure
Sistema per porte con chiusura automatica

EN	Innovative mechanical system for doors with automatic closure without the use of electrical equipment.
IT	Innovativo sistema meccanico per porte con chiusura automatica senza l'utilizzo di apparecchiature elettriche.
FR	Système mécanique innovant pour les portes à fermeture automatique sans appareils électriques.
DE	Innovatives mechanisches System für Türen mit automatischer Schließung ohne Verwendung von elektrischen Geräten.
ES	Innovador sistema mecánico para puertas con cierre automático sin el uso de aparatos eléctricos.

PATENTED

Selfie
(Wood-Legno)

Scheme / Schema

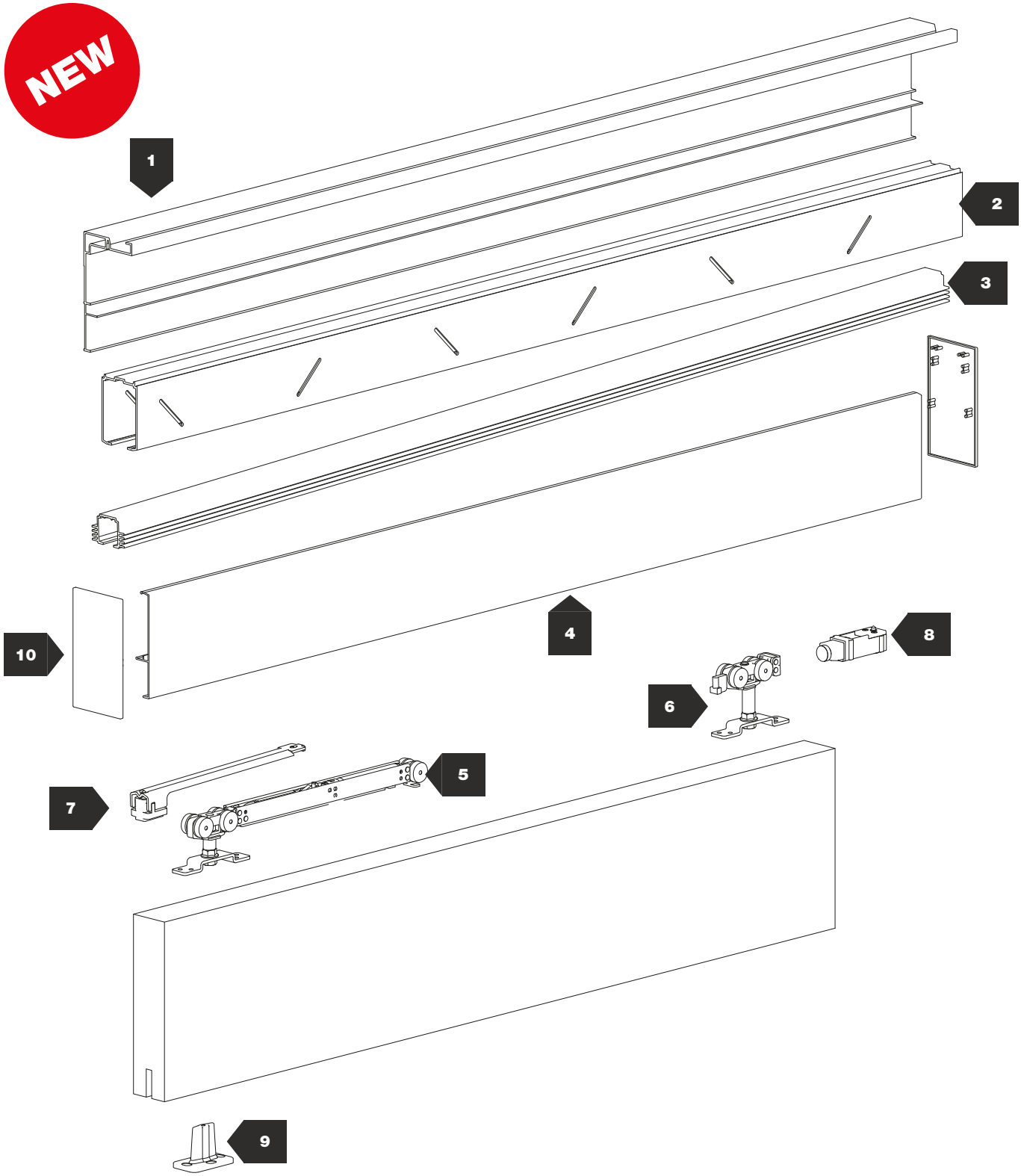

Max 45 mm

Max 80 kg

Min. 650 - Max. 1200 mm

Systems for doors with automatic closure / Sistemi per porte con chiusura automatica / Systèmes pour portes à fermeture Automatique / Systeme für Türen mit automatischer Schließung / Sistemas para puertas con cierre automático

Selfie
(Wood-Legno)

N°			KG	
1	2430	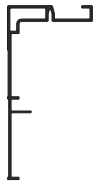	40÷80	
2	2410		40÷80	
3	2400		40÷80	
4	2420		40÷80	
5	2404	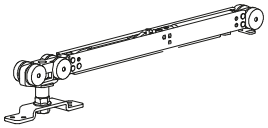	40÷80	
6	2403	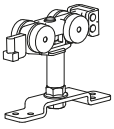	40÷80	

N°			KG	
7	1674		40÷80	
8	106/80/G	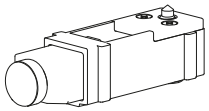	40÷80	
9	2406		40÷80	
10	2412		40÷80	
	2414		40÷80	

Selfie
(Wood-Legno)

Systems for doors with automatic closure / Sistemi per porte con chiusura automatica / Systèmes pour portes à fermeture Automatique / Systeme für Türen mit automatischer Schließung / Sistemas para puertas con cierre automático

PATENTED

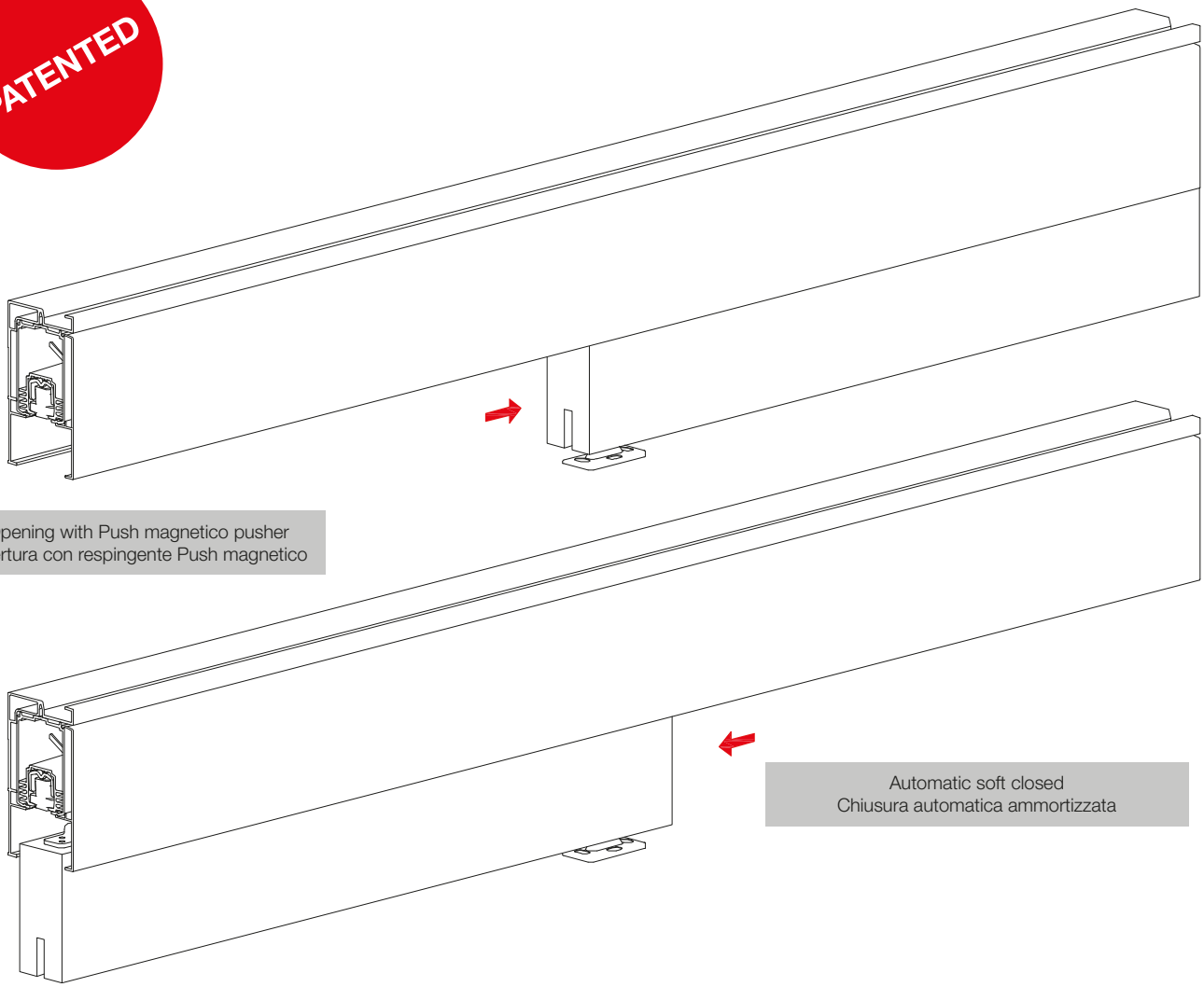

Opening with Push magnetico pusher
Apertura con respingente Push magnetico

Automatic soft closed
Chiusura automatica ammortizzata

WALL AND CEILING VERSIONS / FISSAGGIO A PARETE E A SOFFITTO

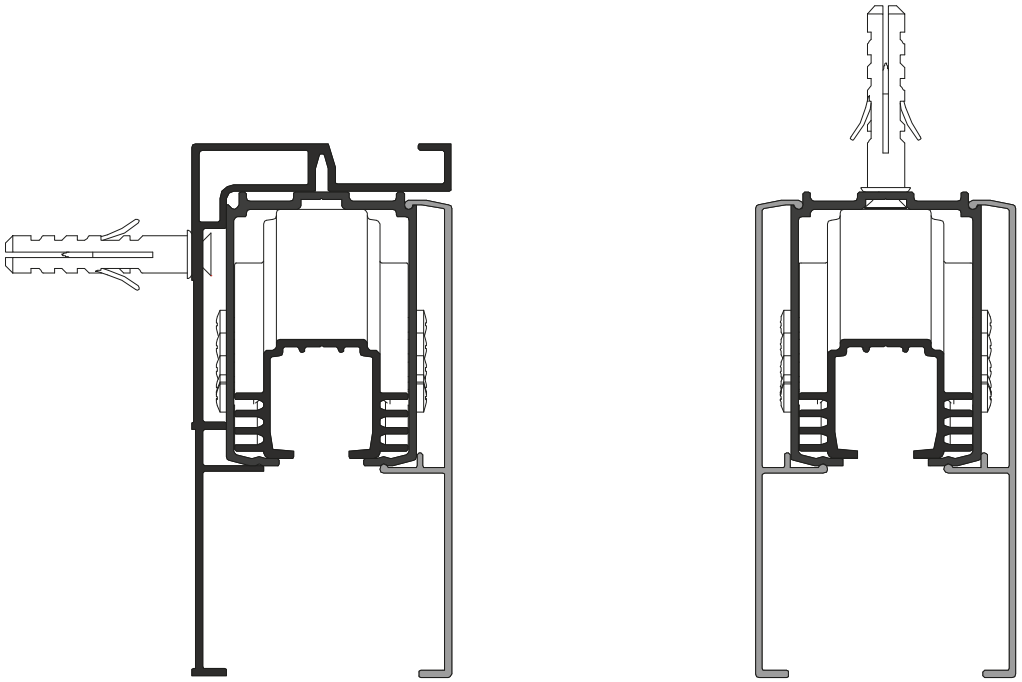

Systems for doors with automatic closure / Sistemi per porte con chiusura automatica / Systèmes pour portes à fermeture Automatique / Systeme für Türen mit automatischer Schließung / Sistemas para puertas con cierre automático

Selfie
(Wood-Legno)

CODE	→ ←	KIT
2403/2404	45 mm	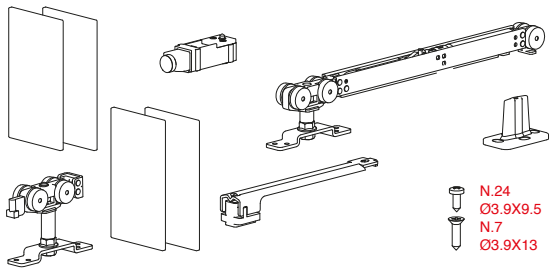

80 Max 80 Kg

N.1 Soft air closing
N.1 Fermo ammortizzato

Door width - 650 ÷ 1200 mm
Larghezza porta - 650 ÷ 1200 mm

N. 1 Push magnetic
N. 1 Respingente magnetico

SIZE DESCRIPTION / DESCRIZIONI MISURE

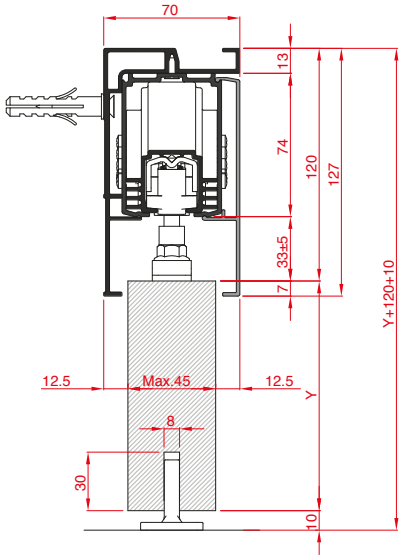

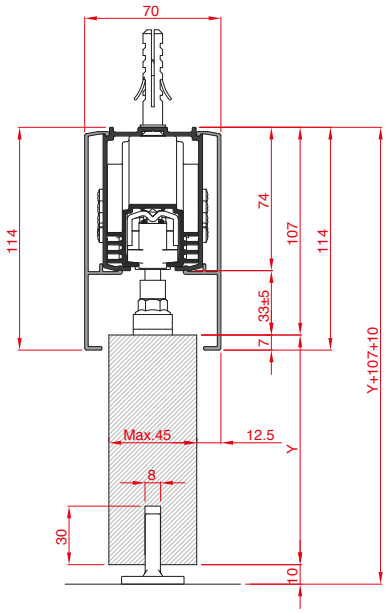

USAGE SCHEME / SCHEMA DI UTILIZZO

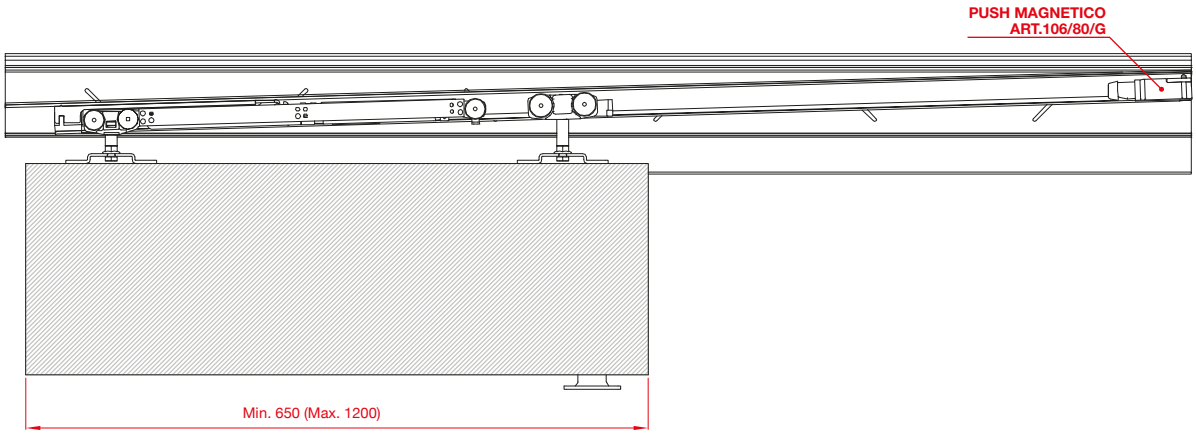

THE SYSTEM WITH AUTOMATIC CLOSURE CAN BE USED WITH THE PUSH&GO PUSHER SYSTEM
IL SISTEMA CON CHIUSURA AUTOMATICA PUÒ ESSERE UTILIZZATO CON IL SISTEMA RESPINGENTE PUSH&GO

TRACK-BINARIO	MIN-MAX
L = 1600 mm	650-800 mm
L = 2000 mm	801-1000 mm
L = 2400 mm	1001-1200 mm

Systems for doors with automatic closure / Sistemi per porte con chiusura automatica / Systèmes pour portes à fermeture Automatique / Systeme für Türen mit automatischer Schließung / Sistemas para puertas con cierre automático

INSTALLATION SCHEME / SCHEMA DI MONTAGGIO

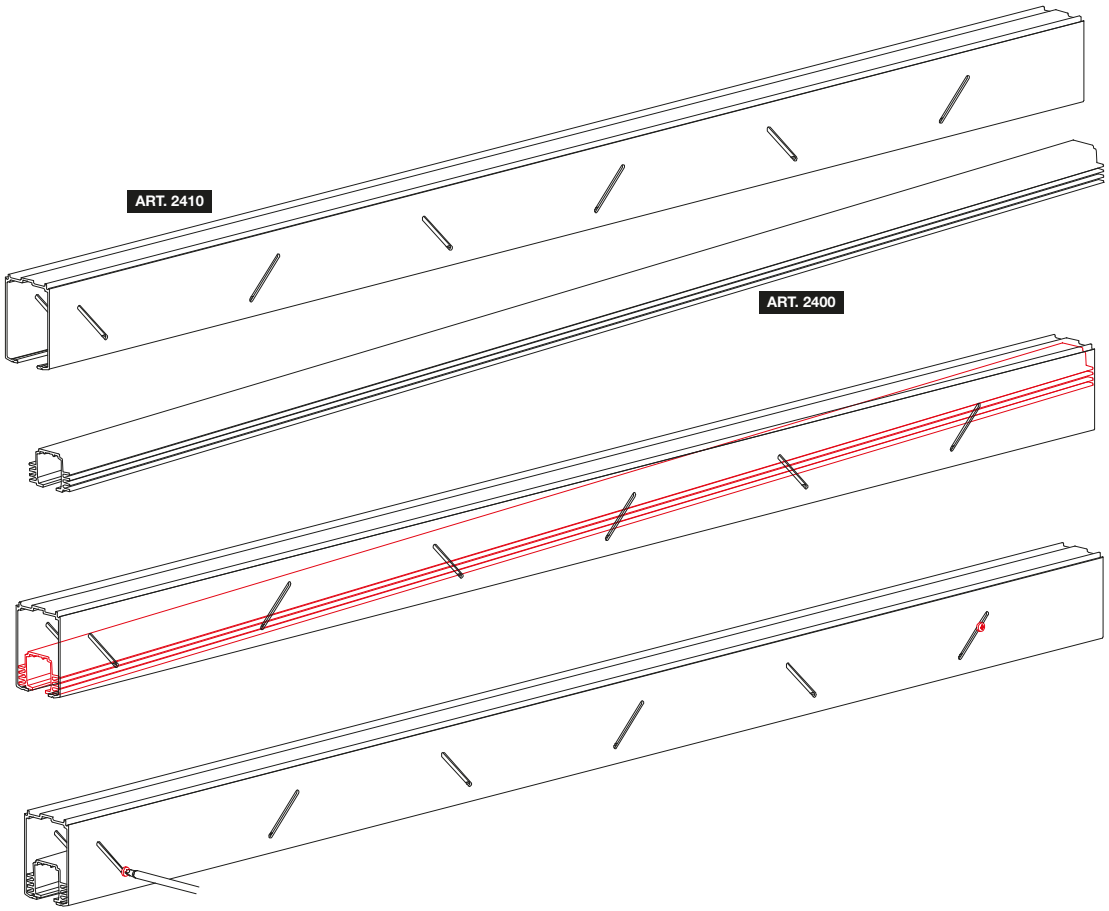

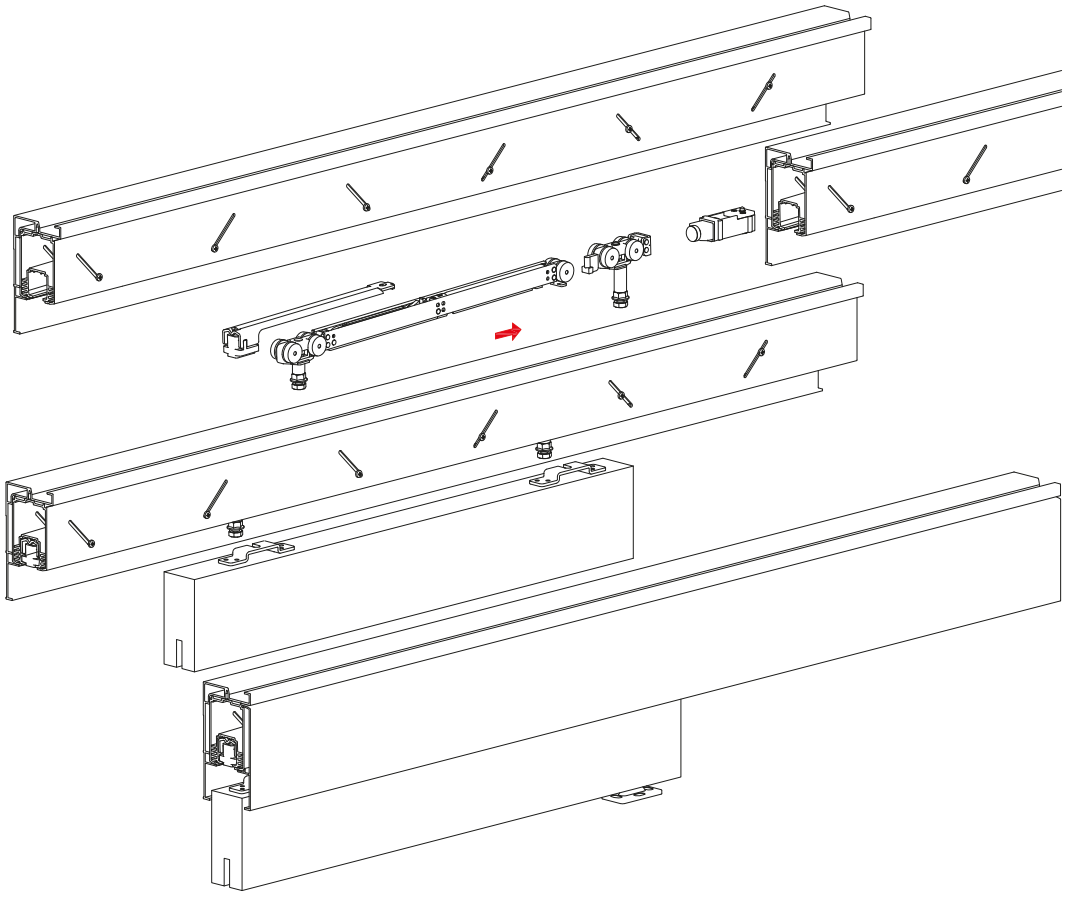

Selfie
(Glass-Vetro)

Scheme / Schema

NEW

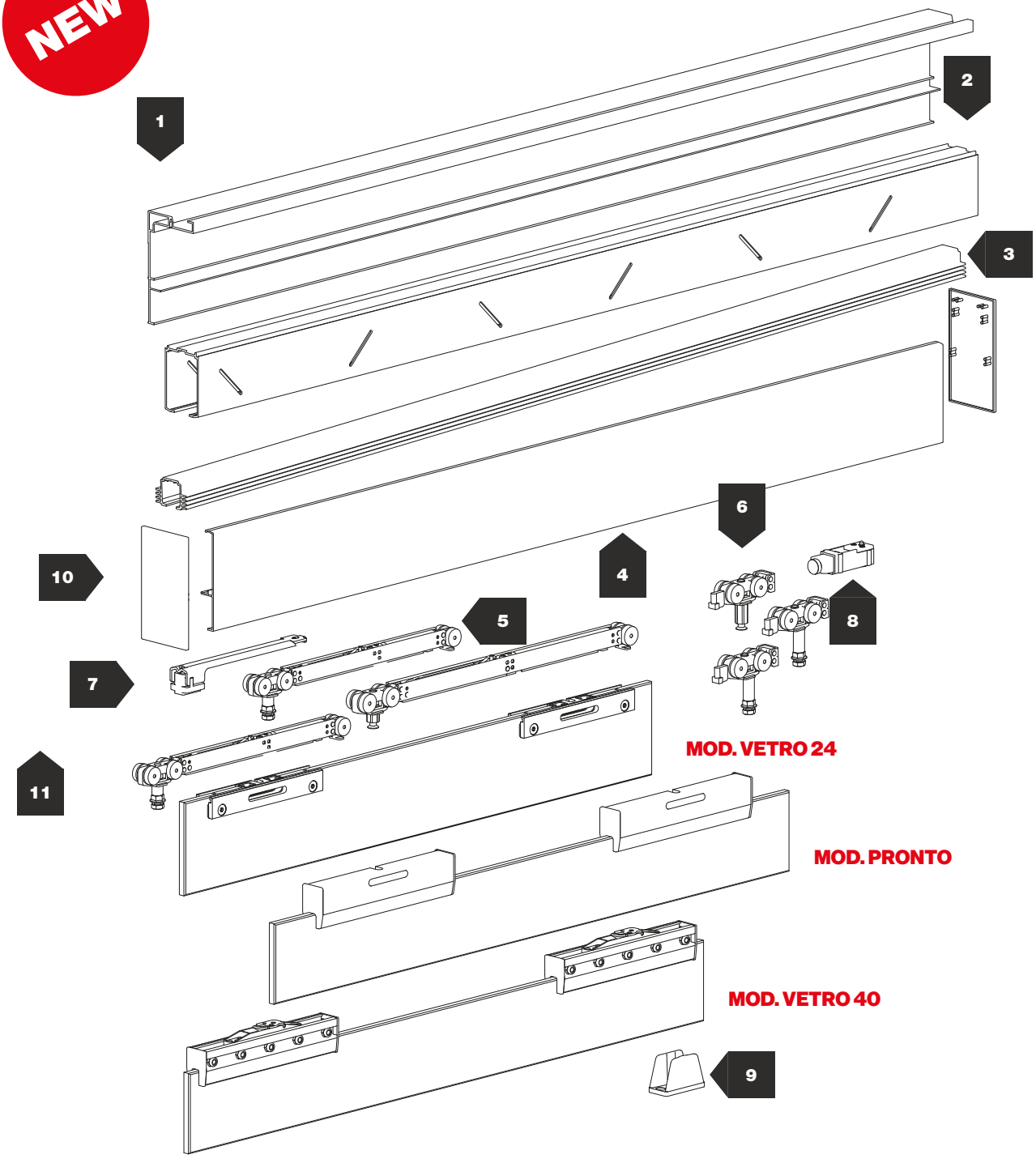

8/8,7 mm ÷ 12/12,7 mm

Max 80 kg

Min. 650 - Max. 1200 mm

Systems for doors with automatic closure / Sistemi per porte con chiusura automatica / Systèmes pour portes à fermeture Automatique / Systeme für Türen mit automatischer Schließung / Sistemas para puertas con cierre automático

Selfie
(Glass-Vetro)

N°			KG	
1	2430		40÷80	
2	2410		40÷80	
3	2400	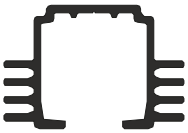	40÷80	
4	2420		40÷80	
5	2404/V24		40÷80	
	2404/P	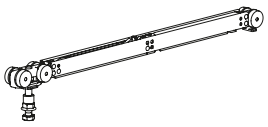		
	2404/V40			
6	2403/V24	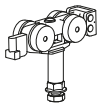	40÷80	
	2403/P	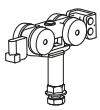		
	2403/V40	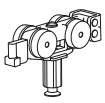		

N°			KG	
7	1674		40÷80	
8	106/80/G	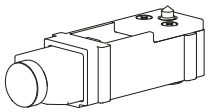	40÷80	
9	2405 sp 8/8.7mm		40÷80	
	2407 sp 10/10.7mm (3/8")			
	2409 sp 12/12.7mm (1/2")			
10	2412		40÷80	
	2414			

Selfie
(Glass-Vetro)

Systems for doors with automatic closure / Sistemi per porte con chiusura automatica / Systèmes pour portes à fermeture Automatique / Systeme für Türen mit automatischer Schließung / Sistemas para puertas con cierre automático

PATENTED

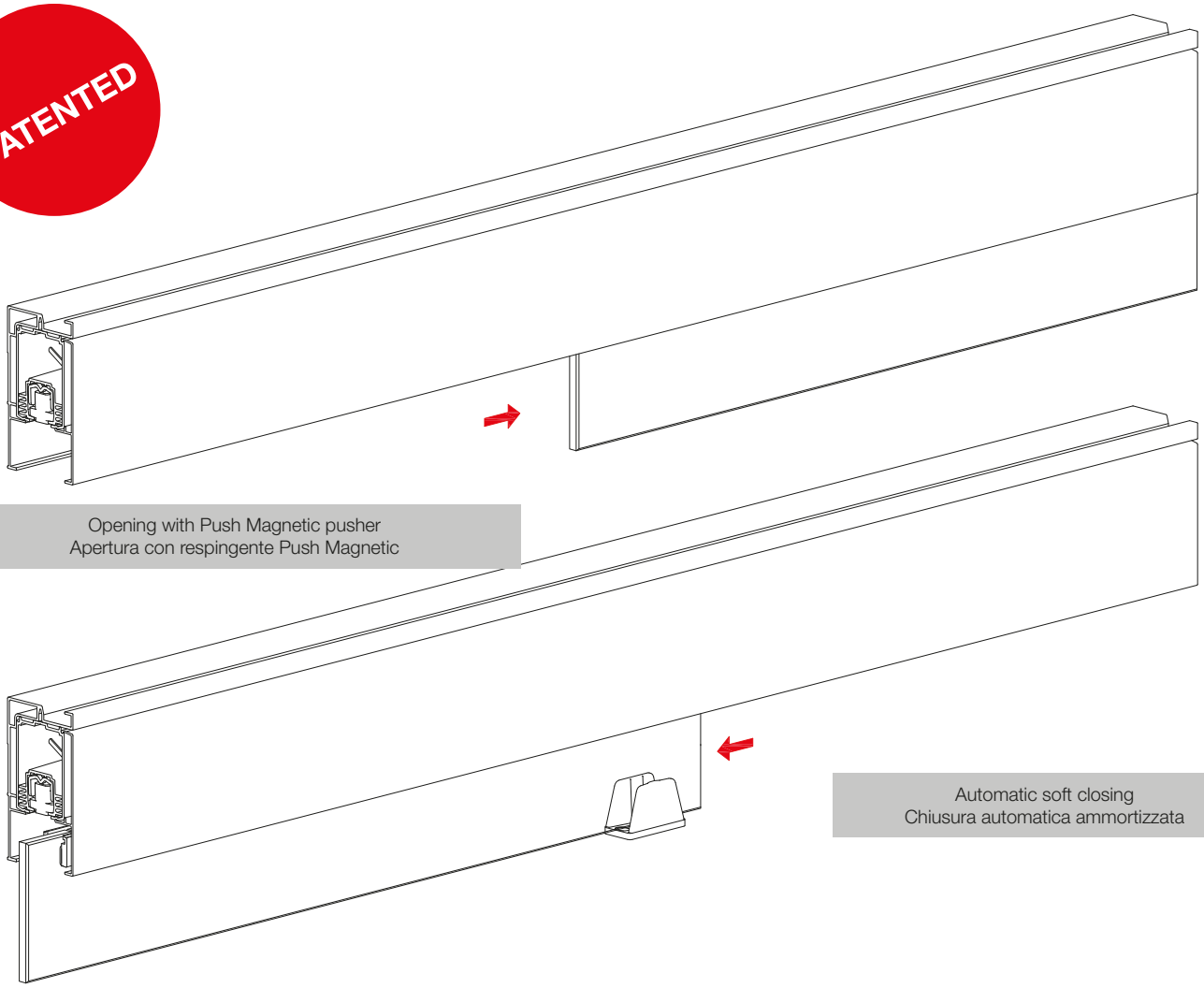

Opening with Push Magnetic pusher
Apertura con respingente Push Magnetic

Automatic soft closing
Chiusura automatica ammortizzata

WALL AND CEILING VERSIONS / FISSAGGIO A PARETE E A SOFFITTO

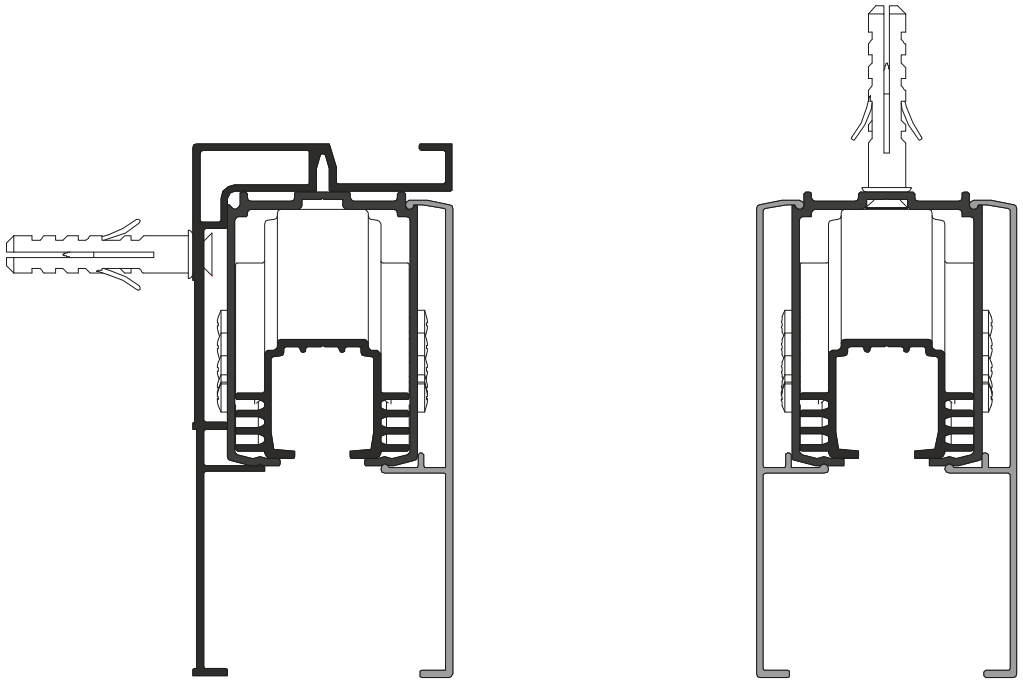

Systems for doors with automatic closure / Sistemi per porte con chiusura automatica / Systèmes pour portes à fermeture Automatique / Systeme für Türen mit automatischer Schließung / Sistemas para puertas con cierre automático

Selfie
(Glass-Vetro)

CODE	→ ←	KIT
2403/2404/V24/8	8/8,7 mm	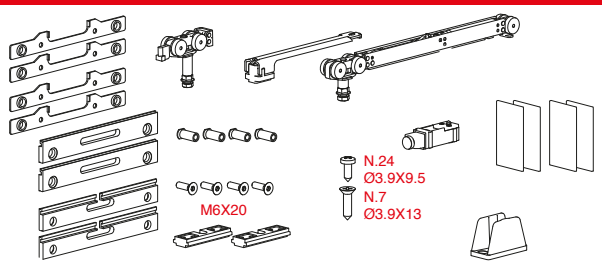
2403/2404/V24/10	10/10,7 mm (3/8")	
2403/2404/V24/8/AC	8/8,7 mm	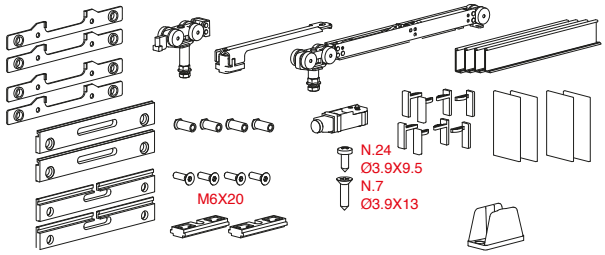
2403/2404/V24/10/ AC	10/10,7 mm (3/8")	
2403/2404/P/8	8/8,7 mm	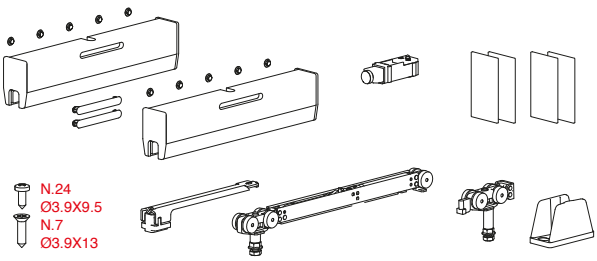
2403/2404/P/10	10/10,7 mm (3/8")	
2403/2404/P/12	12/12,7 mm (1/2")	

80 Max 80 Kg

N.1 Soft air closing
N.1 Fermo ammortizzato

Door width - Min 650 mm
Larghezza porta - Min 650 mm

N. 1 Push magnetic
N. 1 Respingente magnetico

CODE	→ ←	KIT
2403/2404/V40/8	8/8,7 mm	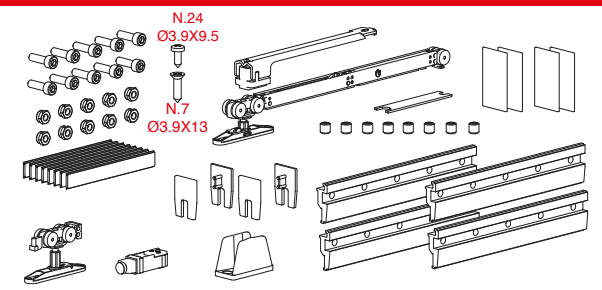
2403/2404/V40/10	10/10,7 mm (3/8")	
2403/2404/V40/12	12/12,7 mm (1/2")	
2403/2404/V40/8/AC	8/8,7 mm	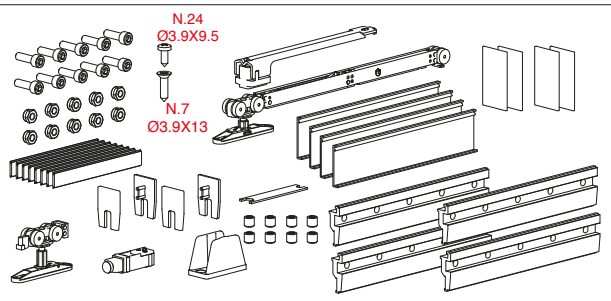
2403/2404/V40/10/ AC	10/10,7 mm (3/8")	
2403/2404/V40/12/ AC	12/12,7 mm (1/2")	

80 Max 80 Kg

N.1 Soft air closing
N.1 Fermo ammortizzato

Door width - 650 ÷ 1200 mm
Larghezza porta - 650 ÷ 1200 mm

N. 1 Push magnetic
N. 1 Respingente magnetico

ALUMINIUM TRACKS / BINARI IN ALLUMINIO

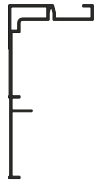
ART. 2430


ART. 2410

ART. 2420

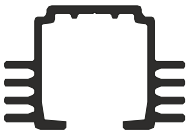
ART. 2400

Selfie
(Glass-Vetro)

Systems for doors with automatic closure / Sistemi per porte con chiusura automatica / Systèmes pour portes à fermeture Automatique / Systeme für Türen mit automatischer Schließung / Sistemas para puertas con cierre automático

USAGE SCHEME / SCHEMA DI UTILIZZO

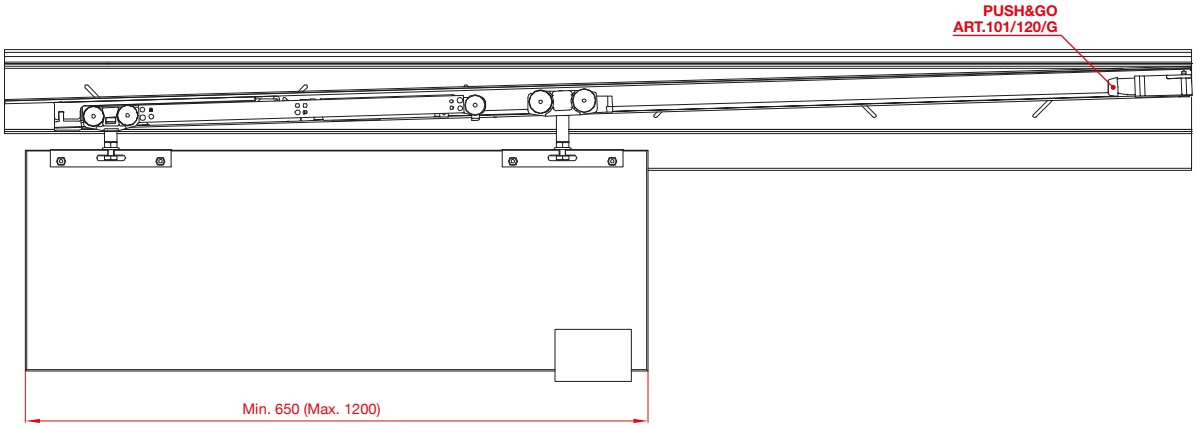

THE SYSTEM WITH AUTOMATIC CLOSURE CAN BE USED WITH THE PUSH&GO PUSHER SYSTEM
IL SISTEMA CON CHIUSURA AUTOMATICA PUÒ ESSERE UTILIZZATO CON IL SISTEMA RESPINGENTE PUSH&GO

TRACK-BINARIO	MIN-MAX
L = 1600 mm	650-800 mm
L = 2000 mm	801-1000 mm
L = 2400 mm	1001-1200 mm

SIZE DESCRIPTION / DESCRIZIONI MISURE

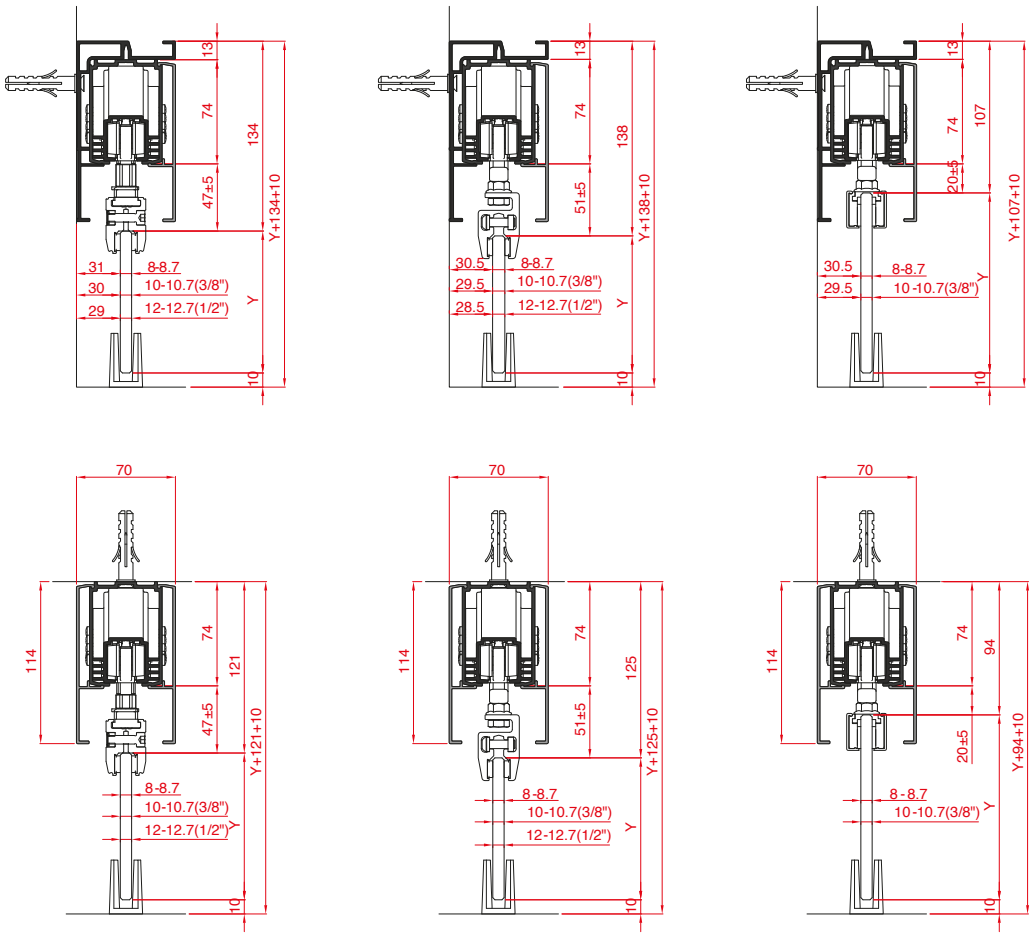

INSTALLATION SCHEME / SCHEMA DI MONTAGGIO

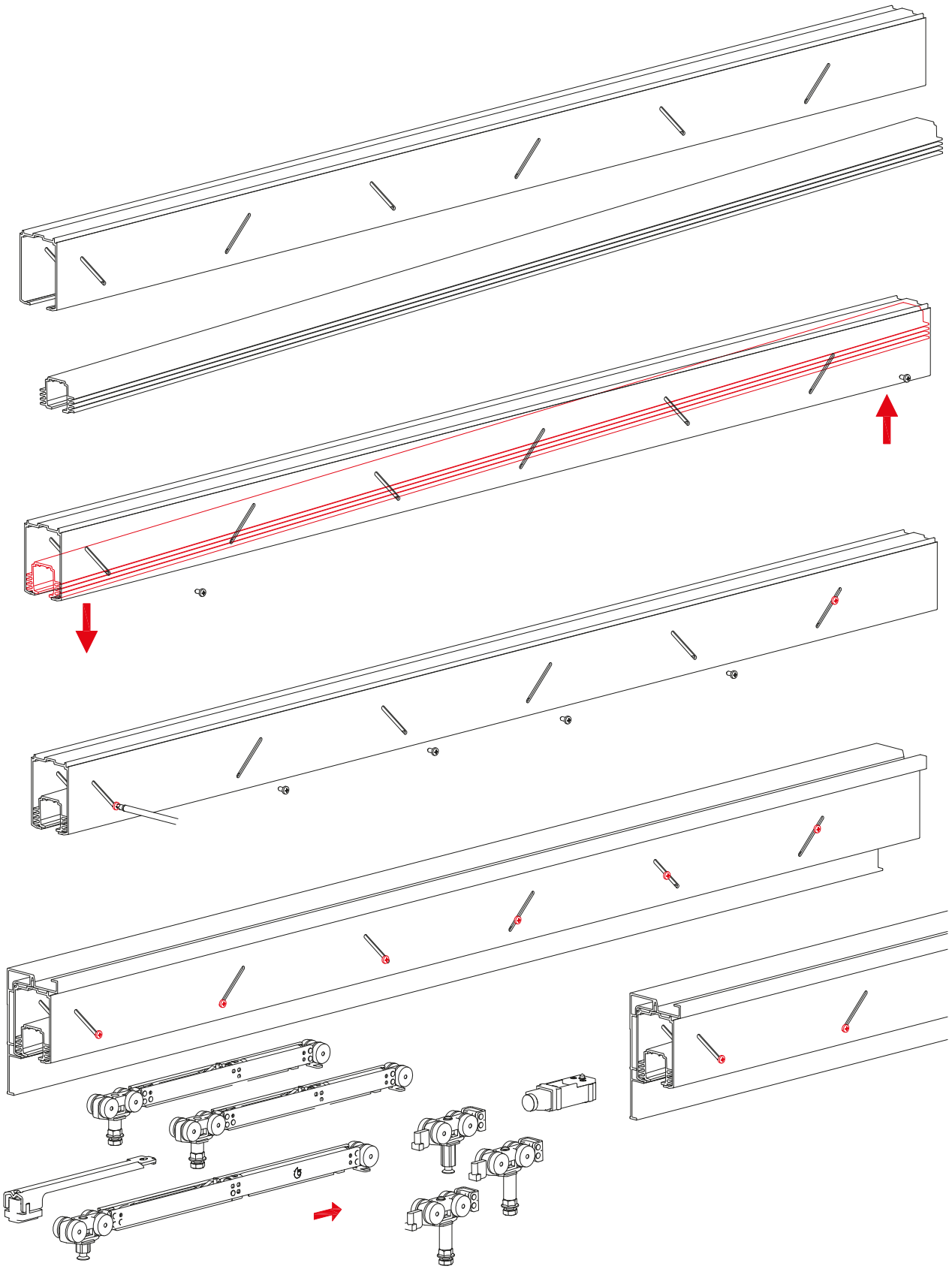

INSTALLATION SCHEME / SCHEMA DI MONTAGGIO

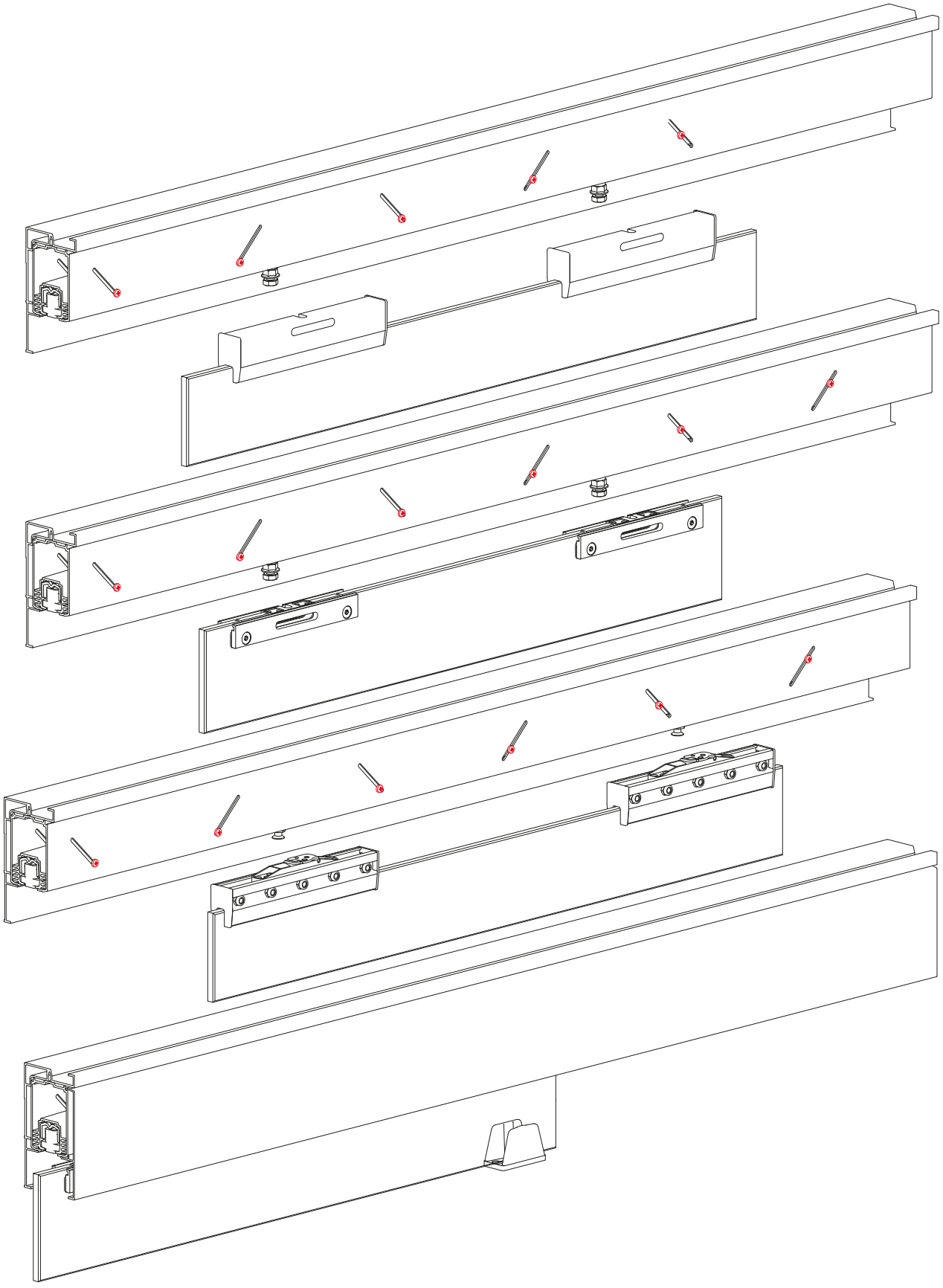

www.ternoscorrevoli.com/selfie

Aluminium doors
Porte in alluminio

EN	Sliding systems and accessories for aluminium doors
IT	Sistemi scorrevoli e accessori per porte in alluminio
FR	Systèmes coulissants et accessoires pour portes en aluminium
DE	Sektor Rollen für Aluminiumtüren
ES	Sistemas de correderas y accesorios para puertas de aluminio

ALUMINIUM SYSTEMS

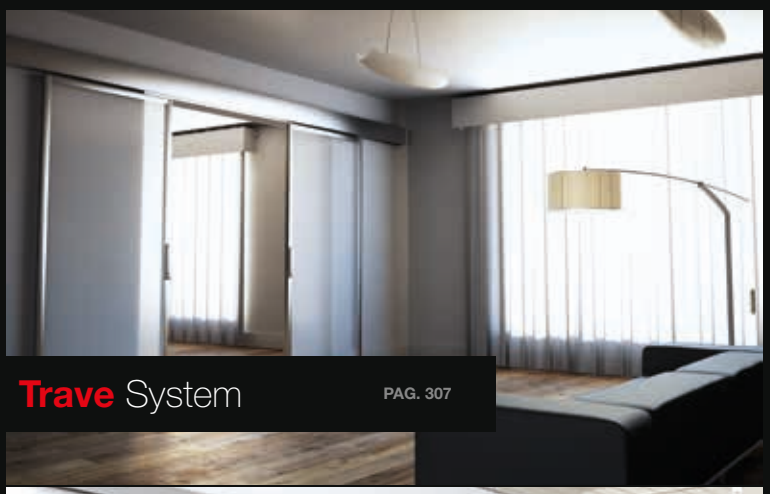

Trave System PAG. 307

Aluminium sliding doors system with suspended beam, adjustable solution for ceiling or wall fixing

Scorrevoli per porte in alluminio disponibili con binario a trave sospesa, con binario trave a soffitto regolabile, con binario trave a parete

Facile System PAG. 341

Systems for sliding doors with aluminium frame, easy to mounting

Il sistema di scorrevoli per porte in alluminio, semplice da montare

Universal System PAG. 349

System for aluminium sliding doors with a choice between four aluminium tracks shape

Scorrevoli e accessori per porte in alluminio, con la possibilità di scelta fra quattro sagome di profili in alluminio

Trave

Ceiling upright bar track, wall track, suspended upright bar track
Binario a trave a soffitto, a parete, trave sospesa

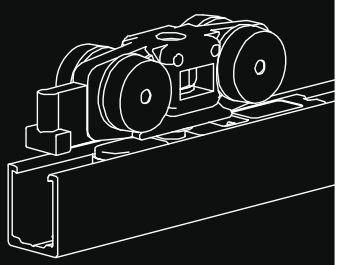

Trave

Ceiling upright bar track
Trave a soffitto

EN	Sliding systems for doors. Ceiling upright bar track.
IT	Sistemi scorrevoli per porte. Binario a trave a soffitto.
FR	Systèmes coulissants pour portes. Rail à poutre de plafond.
DE	Schiebesysteme für Türen. Führungsschienenträger auf der Decke.
ES	Sistemas de correderas para puertas. Riel con viga de techo.

Scheme / Schema

CEILING UPRIGHT BAR TRACK / BINARIO A TRAVE A SOFFITTO

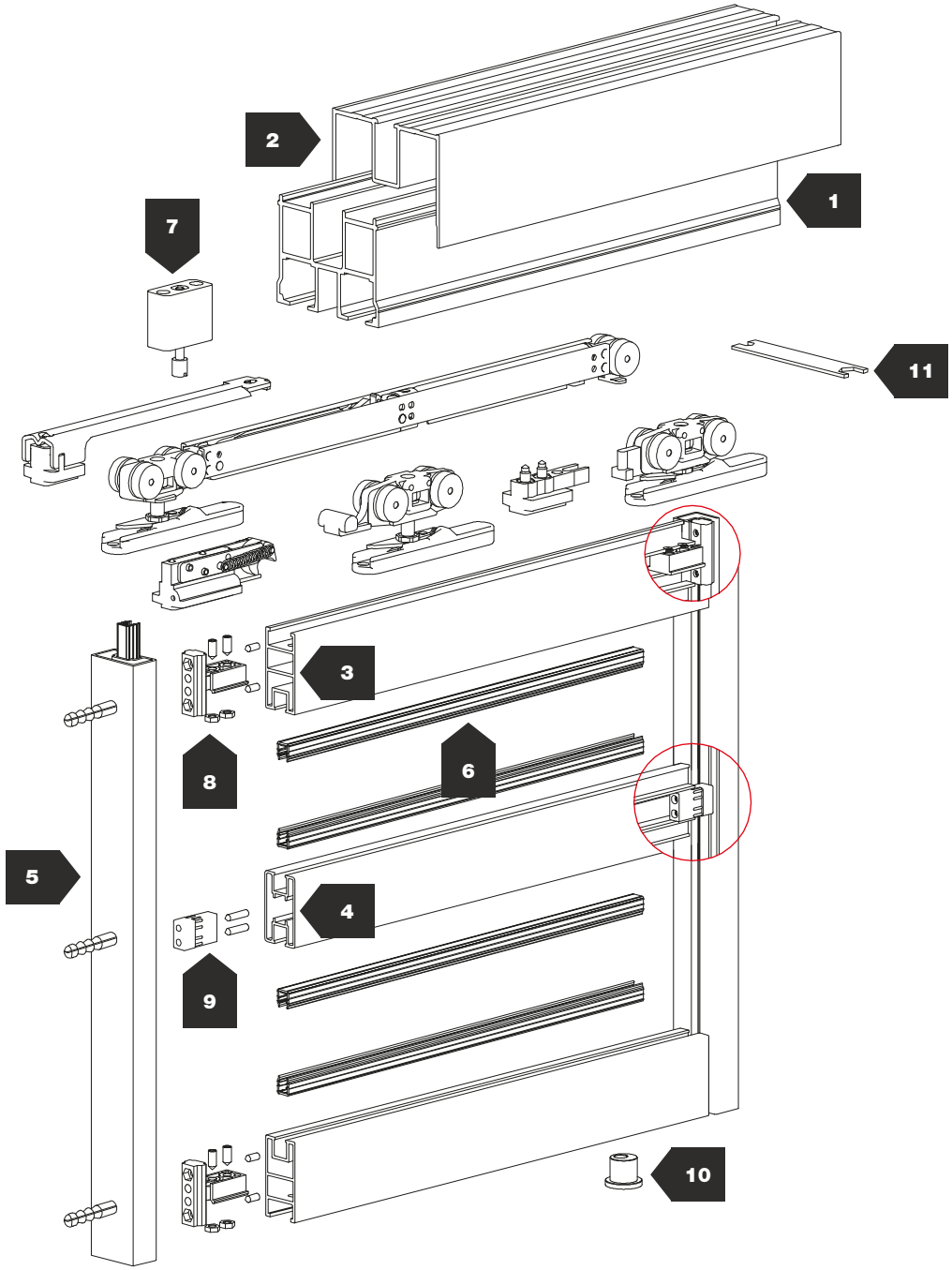

COMPATIBLE WITH / COMPATIBILE CON:

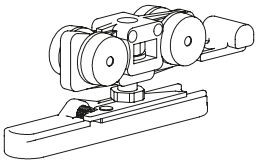

ECLETTICA

LATERAL AUTOMATIC CLAMP / STAFFA AUTOMATICA LATERALE

36 ÷ 45 mm

Max 80 kg

11 mm

Trave Model / Modello Trave
Modèle Trave / Modell Trave / Modelo Trave

N°			KG	
1	1525	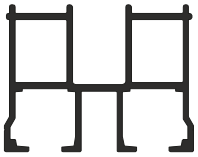	80	
2	1535	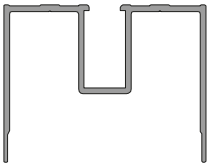	80	
3	1582		80	
4	288	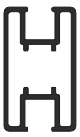	80	
5	1584		80	
6	574 (per vetri da 4) 565 (per vetri da 5 e 6) 571 (per vetri da 6,5)		80	
7	1570		80	
8	1588		80	
9	563		80	
10	1577		80	
11	1029		80	

Scheme / Schema

CEILING UPRIGHT BAR TRACK / BINARIO A TRAVE A SOFFITTO

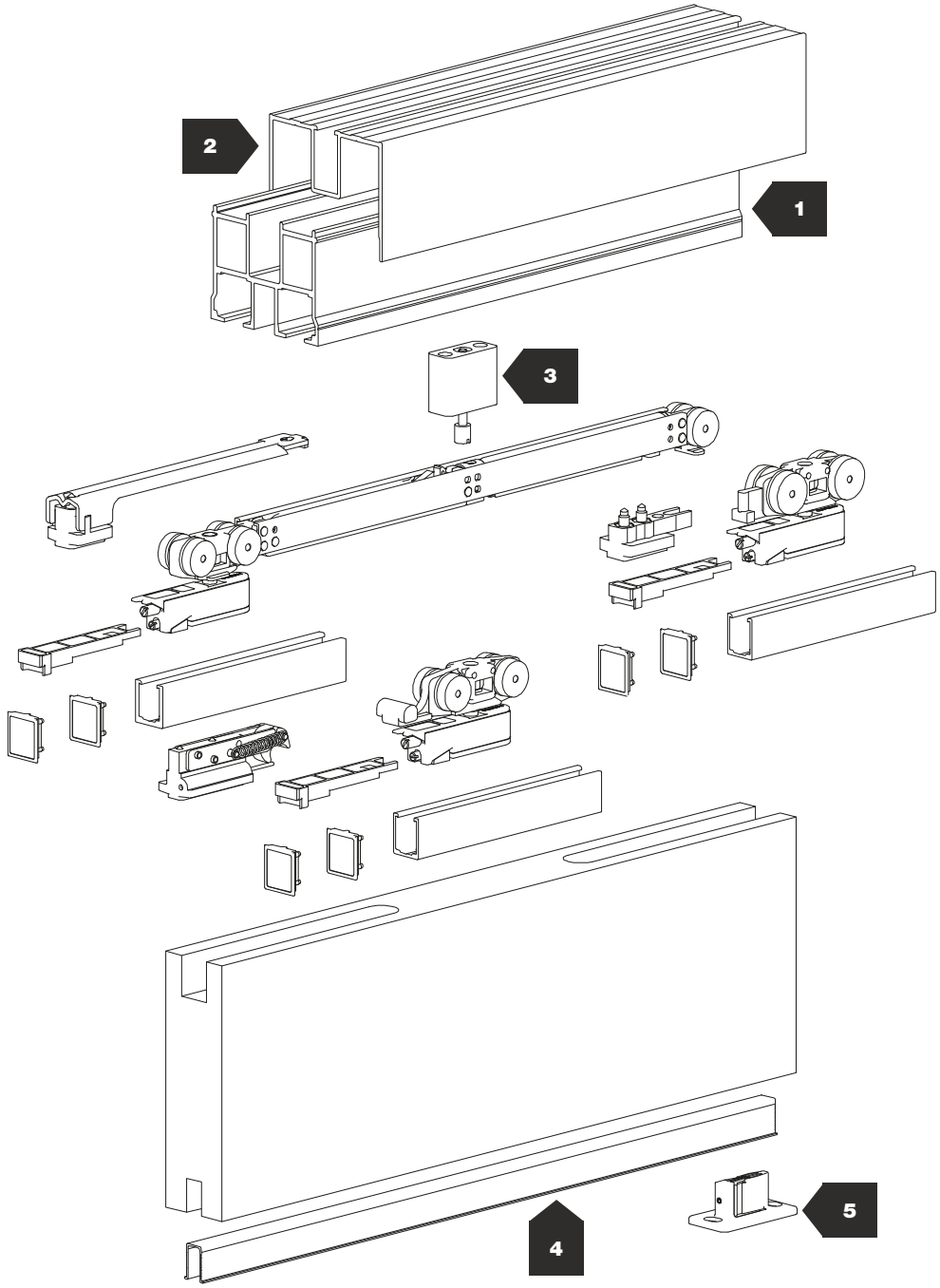

COMPATIBLE WITH / COMPATIBILE CON:

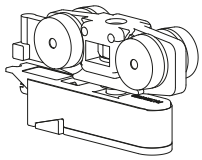

EVOLUTION

THE INVISIBLE BRACKET SLIDING SYSTEM / SISTEMA SCORREVOLE CON STAFFA INVISIBILE

30 ÷ 45 mm

Max. 120 kg

6 mm

Trave Model / Modello Trave
Modèle Trave / Modell Trave / Modelo Trave

N°			KG	
1	1525	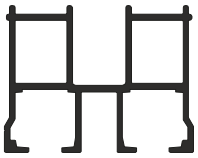	120	
2	1535	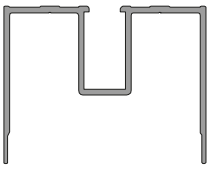	120	
3	1570		120	

N°			KG	
4	121		120	
5	90		120	

CEILING UPRIGHT BAR TRACK / TRAVE A SOFFITTO

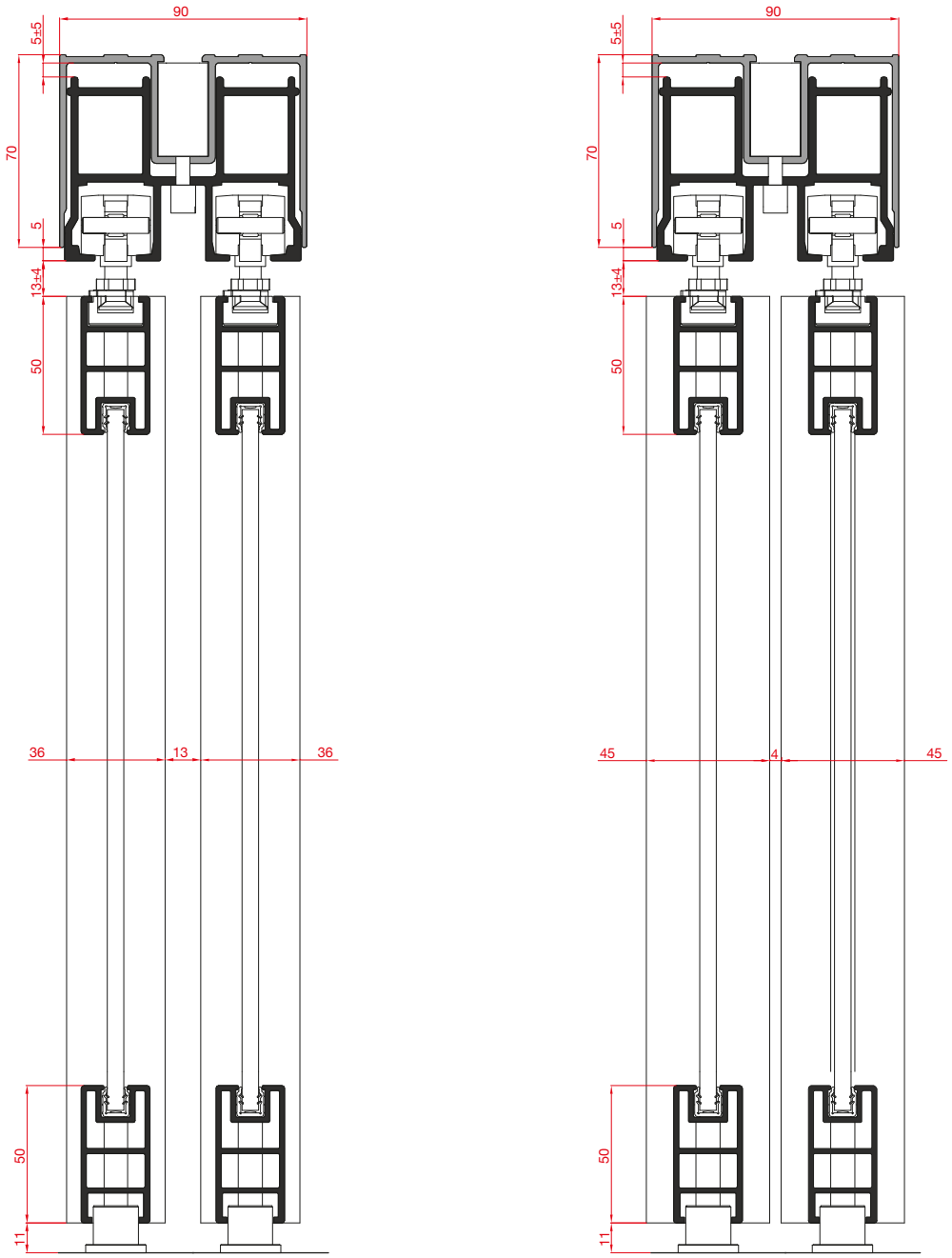

COMPATIBLE WITH / COMPATIBILE CON:

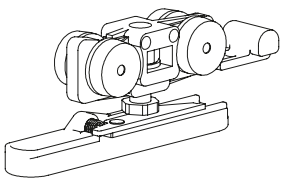

ECLETTICA

LATERAL AUTOMATIC CLAMP / STAFFA AUTOMATICA LATERALE

CEILING UPRIGHT BAR TRACK / TRAVE A SOFFITTO

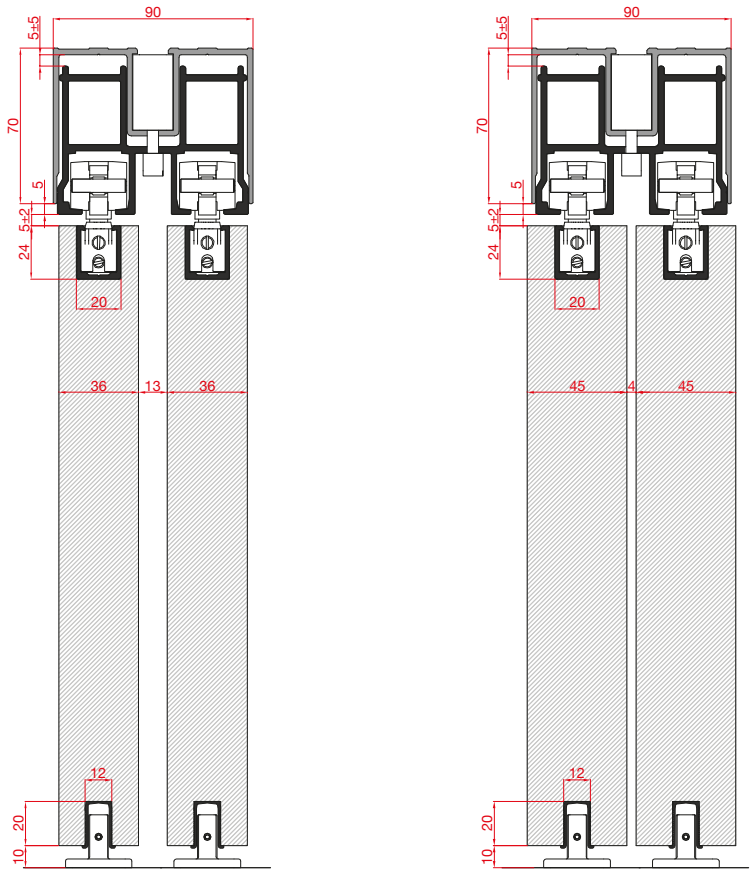

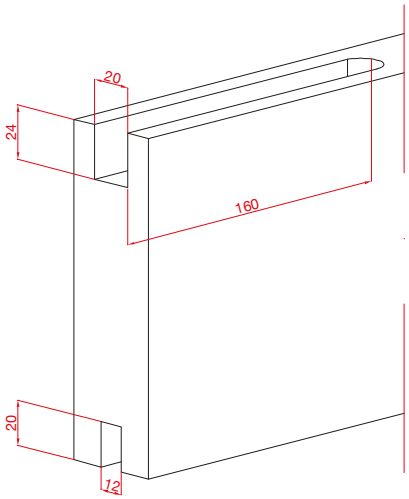

COMPATIBLE WITH / COMPATIBILE CON:

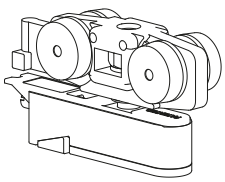

EVOLUTION
THE INVISIBLE BRACKET SLIDING SYSTEM / SISTEMA SCORREVOLE CON STAFFA INVISIBILE

Trave
Wall track
Trave a parete

EN	Sliding systems for doors. Wall track.
IT	Sistemi scorrevoli per porte. Binario a trave a parete.
FR	Systèmes coulissants pour portes. Rail à parois.
DE	Schiebesysteme für Türen. Führungsschiene an der Wand.
ES	Sistemas de correderas para puertas. Riel de pared.

Scheme / Schema

WALL TRACK / BINARIO A PARETE

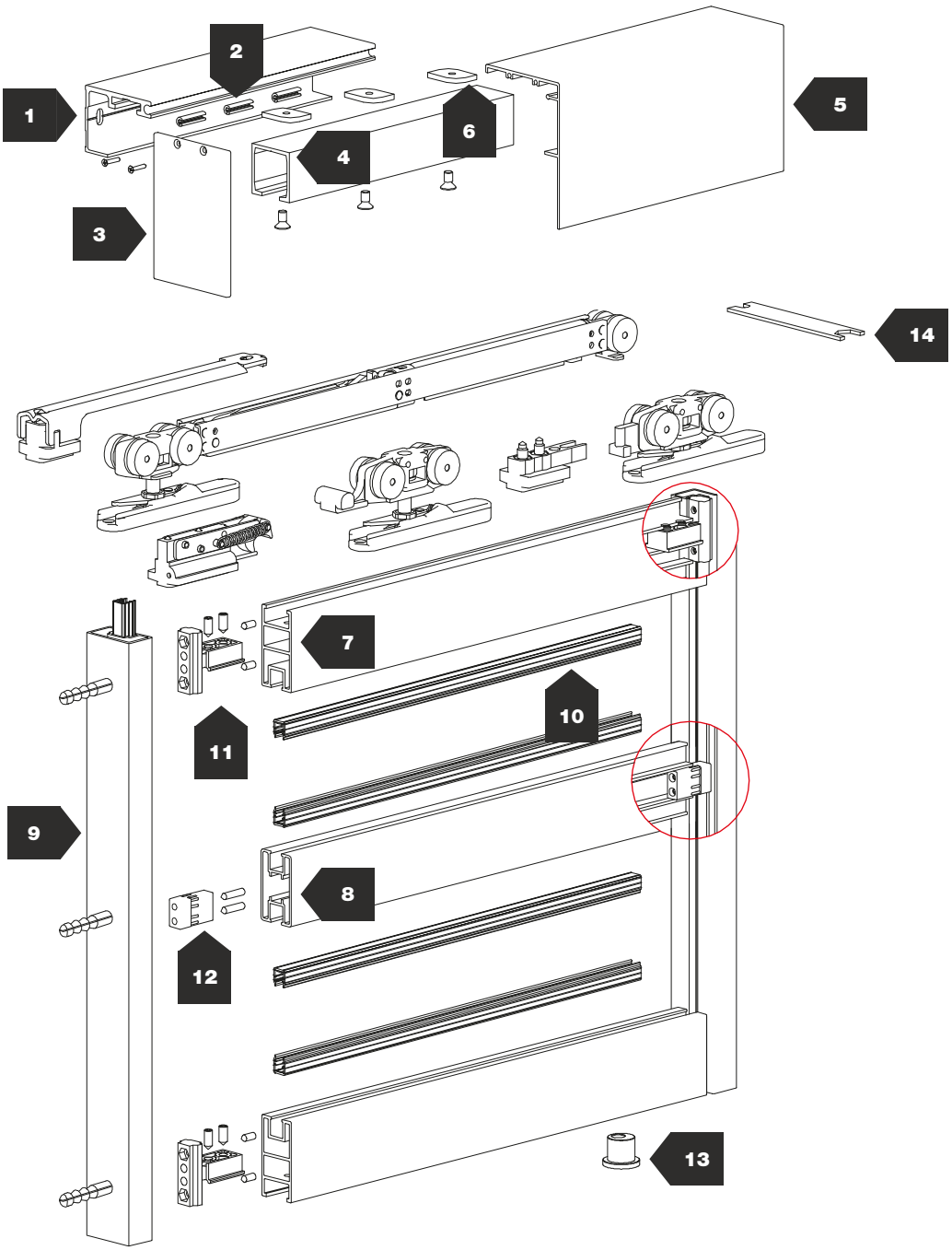

COMPATIBLE WITH / COMPATIBILE CON:

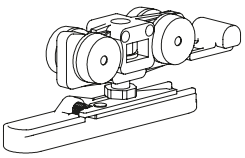

ECLETTICA

LATERAL AUTOMATIC CLAMP / STAFFA AUTOMATICA LATERALE

36 ÷ 45 mm

Max. 80 kg

11 mm

Trave Model / Modello Trave
Modèle Trave / Modell Trave / Modelo Trave

N°			KG	
1	1636	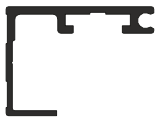	80	
2	1222		80	
3	1650		80	
4	1080		80	
	1280		80	
5	1638		80	
6	1652/10		80	

N°			KG	
7	1582		80	
8	288	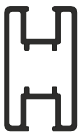	80	
9	1584		80	
10	565		80	
11	1588		80	
12	563		80	
13	1577		80	
14	1029		80	

Scheme / Schema

WALL TRACK / BINARIO A PARETE

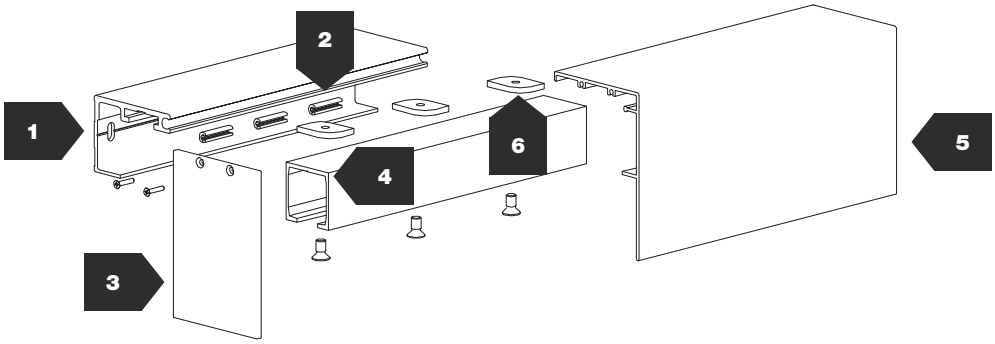

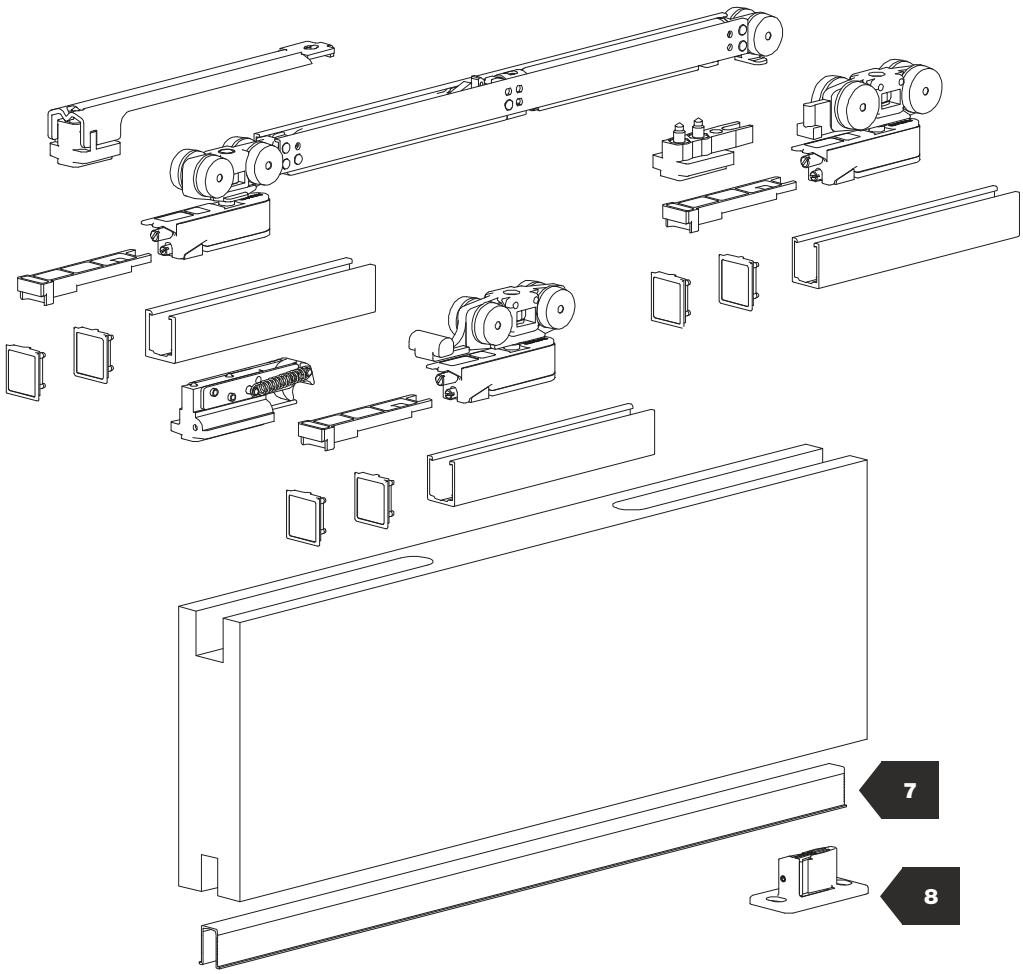

COMPATIBLE WITH / COMPATIBILE CON:

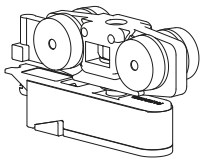

EVOLUTION

THE INVISIBLE BRACKET SLIDING SYSTEM / SISTEMA SCORREVOLE CON STAFFA INVISIBILE

30 ÷ 45 mm

Max. 120 kg

6 mm

Trave Model / Modello Trave
Modèle Trave / Modell Trave / Modelo Trave

N°			KG	
1	1636		120	
2	1222		120	
3	1650		120	
4	1080		120	
	1280		120	

N°			KG	
5	1638	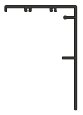	120	
6	1652/10		120	
7	121		120	
8	90		120	

WALL TRACK / TRAVE A PARETE

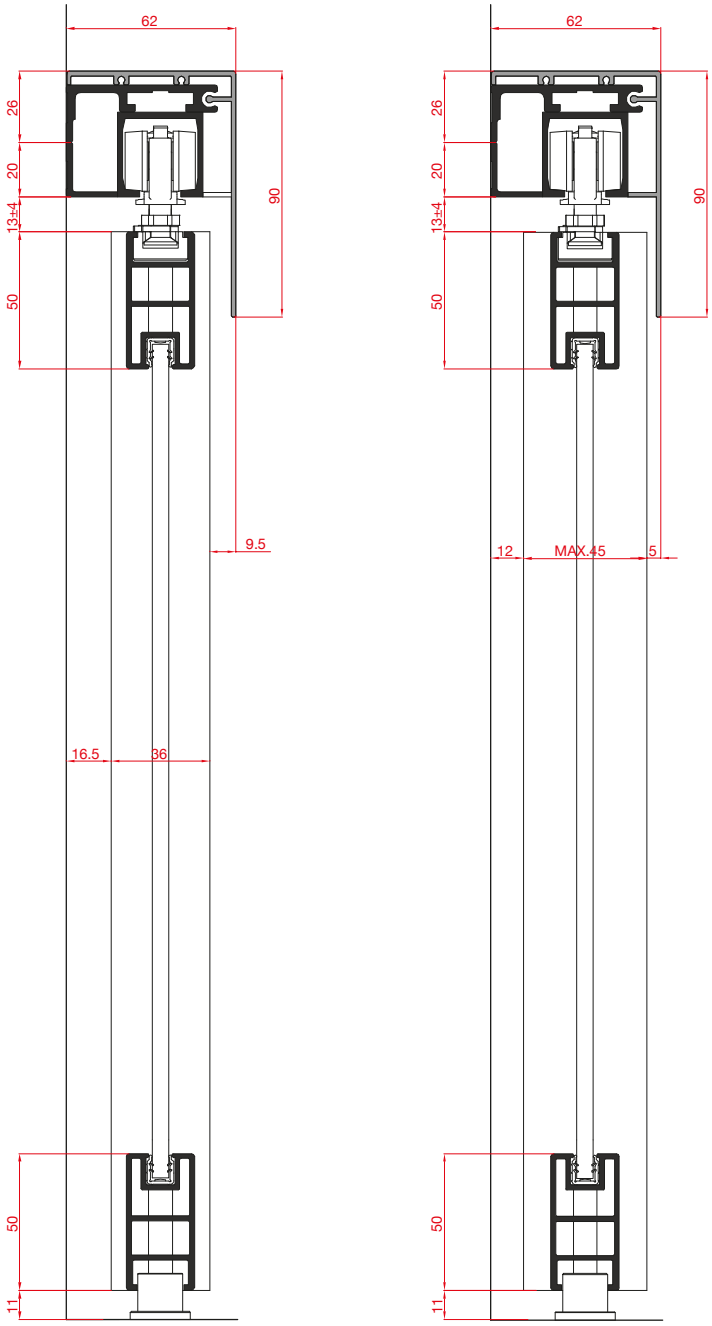

COMPATIBLE WITH / COMPATIBILE CON:

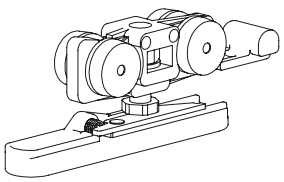

ECLETTICA

LATERAL AUTOMATIC CLAMP / STAFFA AUTOMATICA LATERALE

WALL TRACK / TRAVE A PARETE

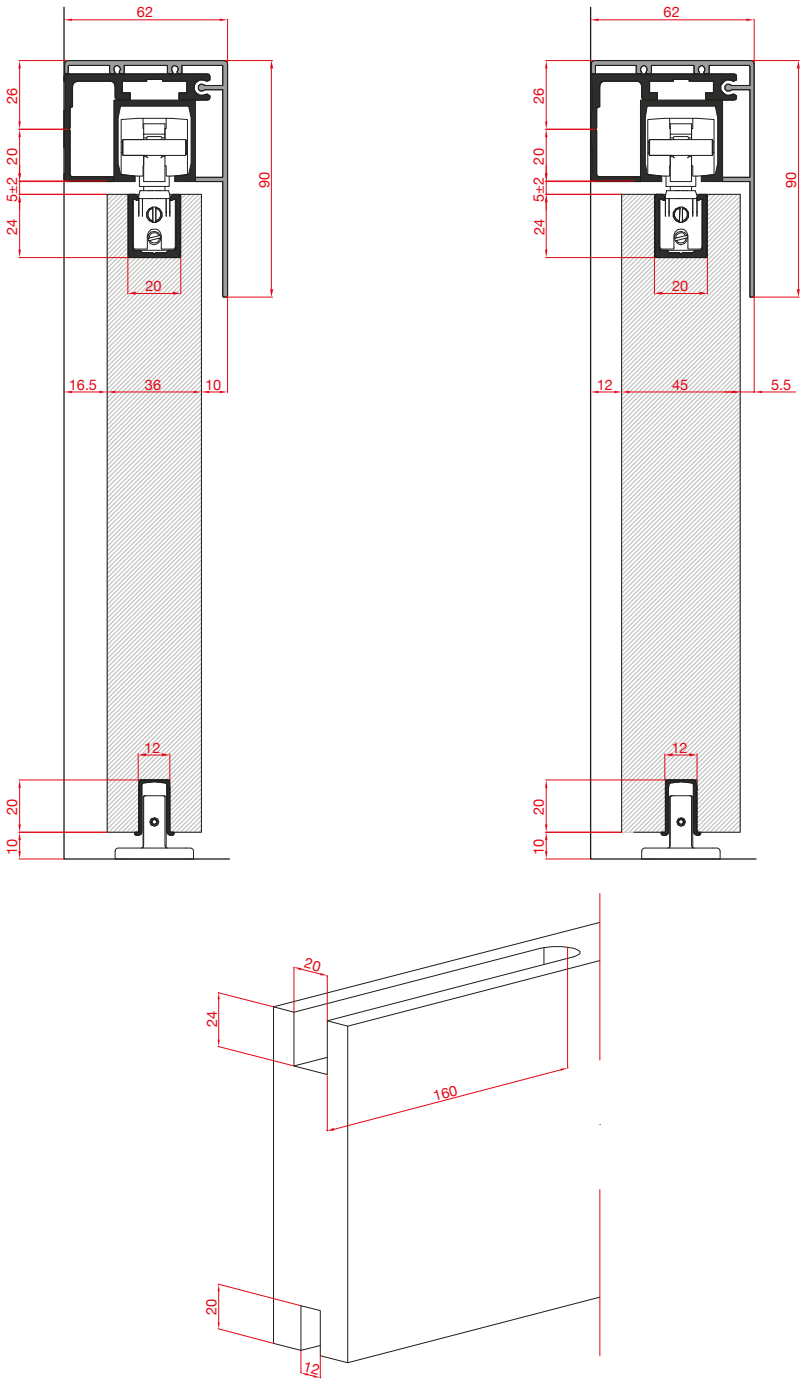

COMPATIBLE WITH / COMPATIBILE CON:

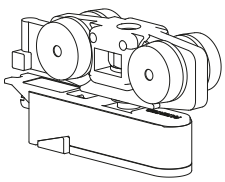

EVOLUTION
THE INVISIBLE BRACKET SLIDING SYSTEM / SISTEMA SCORREVOLE CON STAFFA INVISIBILE

Trave

Suspended upright bar track
Trave sospesa

EN	Sliding systems for doors. Suspended upright bar track.
IT	Sistemi scorrevoli per porte. Binario a trave sospesa.
FR	Systèmes coulissants pour portes. Rail à poutre suspendue.
DE	Schiebesysteme für Türen. Führungsschiene mit Hängeträger.
ES	Sistemas de correderas para puertas. Rieles con viga suspendida.

Scheme / Schema

SUSPENDED UPRIGHT BAR TRACK / BINARIO A TRAVE SOSPESA

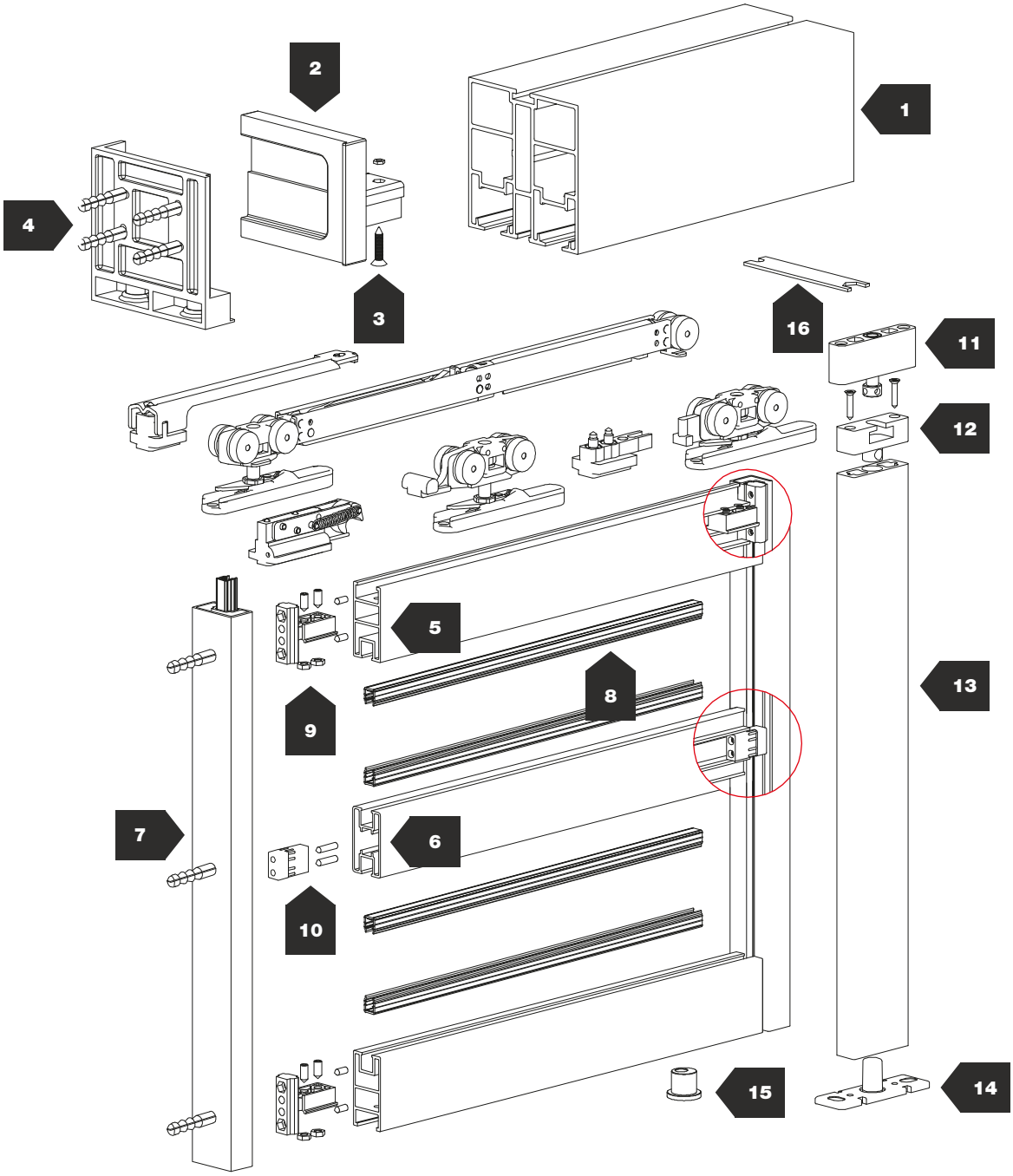

COMPATIBLE WITH / COMPATIBILE CON:

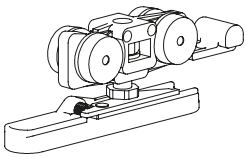

ECLETTICA

LATERAL AUTOMATIC CLAMP / STAFFA AUTOMATICA LATERALE

36 ÷ 45 mm

Max. 80 kg

11 mm

Trave Model / Modello Trave
Modèle Trave / Modell Trave / Modelo Trave

N°			KG	
1	1515	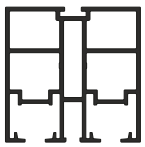	80	
2	1538	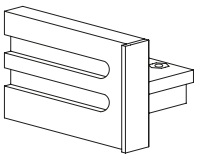	80	
3	M4x27TPS		80	
4	1536	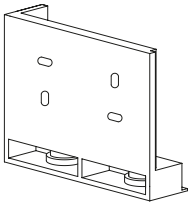	80	
5	1582		80	
6	288	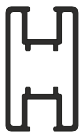	80	
7	1584		80	
8	565		80	

N°			KG	
9	1588		80	
10	563		80	
11	1566		80	
12	1568	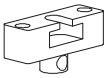	80	
13	1514		80	
14	1572	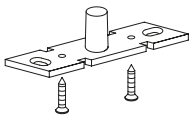	80	
15	1577		80	
16	1029		80	

Scheme / Schema

SUSPENDED UPRIGHT BAR TRACK / BINARIO A TRAVE SOSPESA

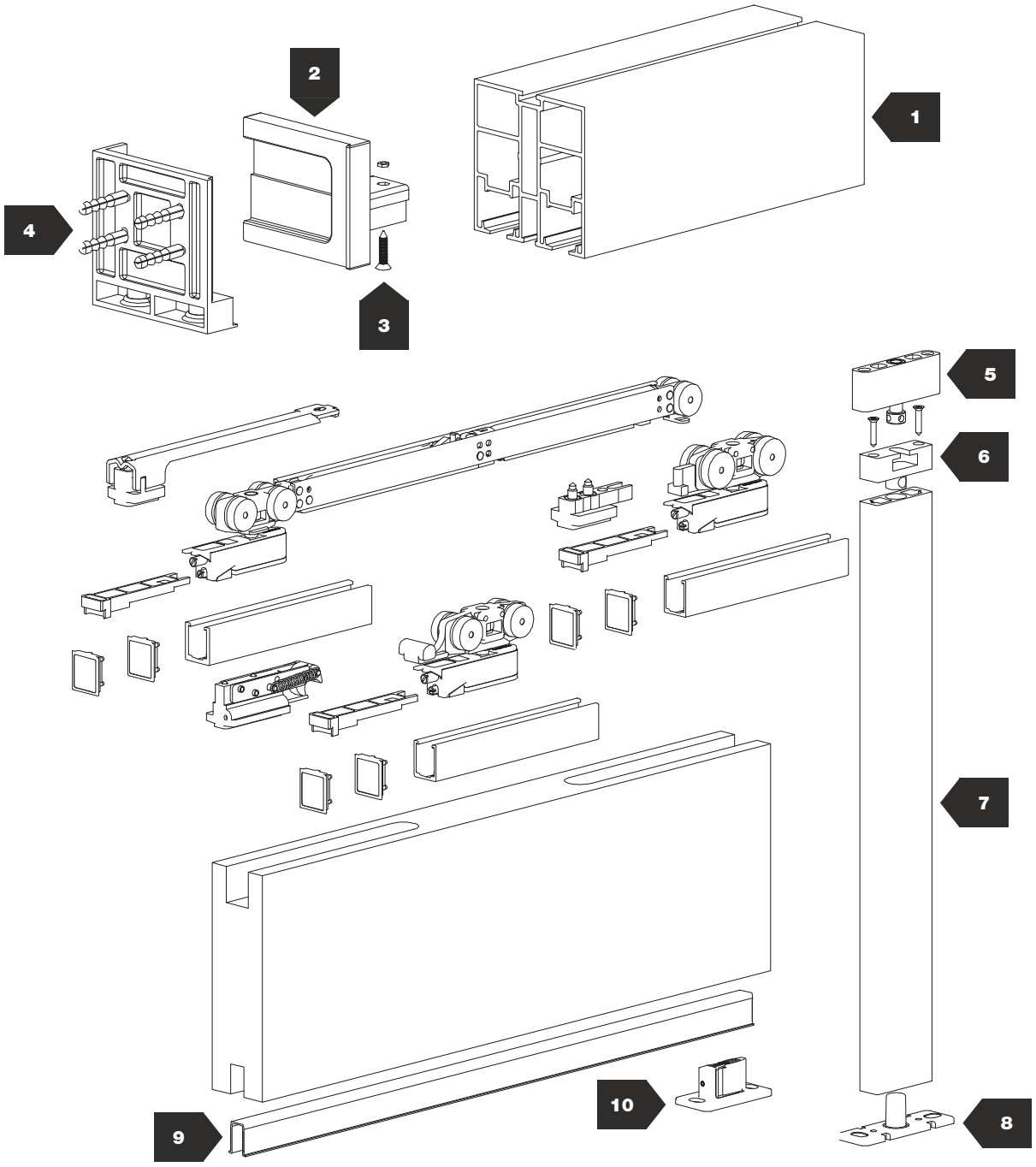

COMPATIBLE WITH / COMPATIBILE CON:

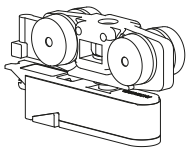

EVOLUTION

THE INVISIBLE BRACKET SLIDING SYSTEM / SISTEMA SCORREVOLE CON STAFFA INVISIBILE

30 ÷ 45 mm

Max. 120 kg

6 mm

Trave Model / Modello Trave
Modèle Trave / Modell Trave / Modelo Trave

N°			KG	
1	1515	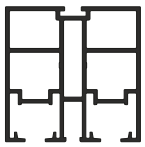	80	
2	1538	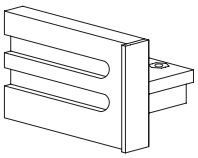	80	
3	M4X35		80	
4	1536	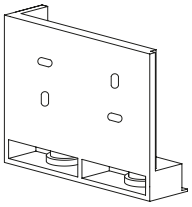	80	
5	1566		80	

N°			KG	
6	1568	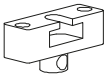	80	
7	1514		80	
8	1572	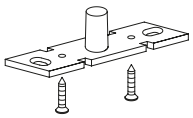	80	
9	121		80	
10	90		80	

SUSPENDED UPRIGHT BAR TRACK / TRAVE SOSPESA

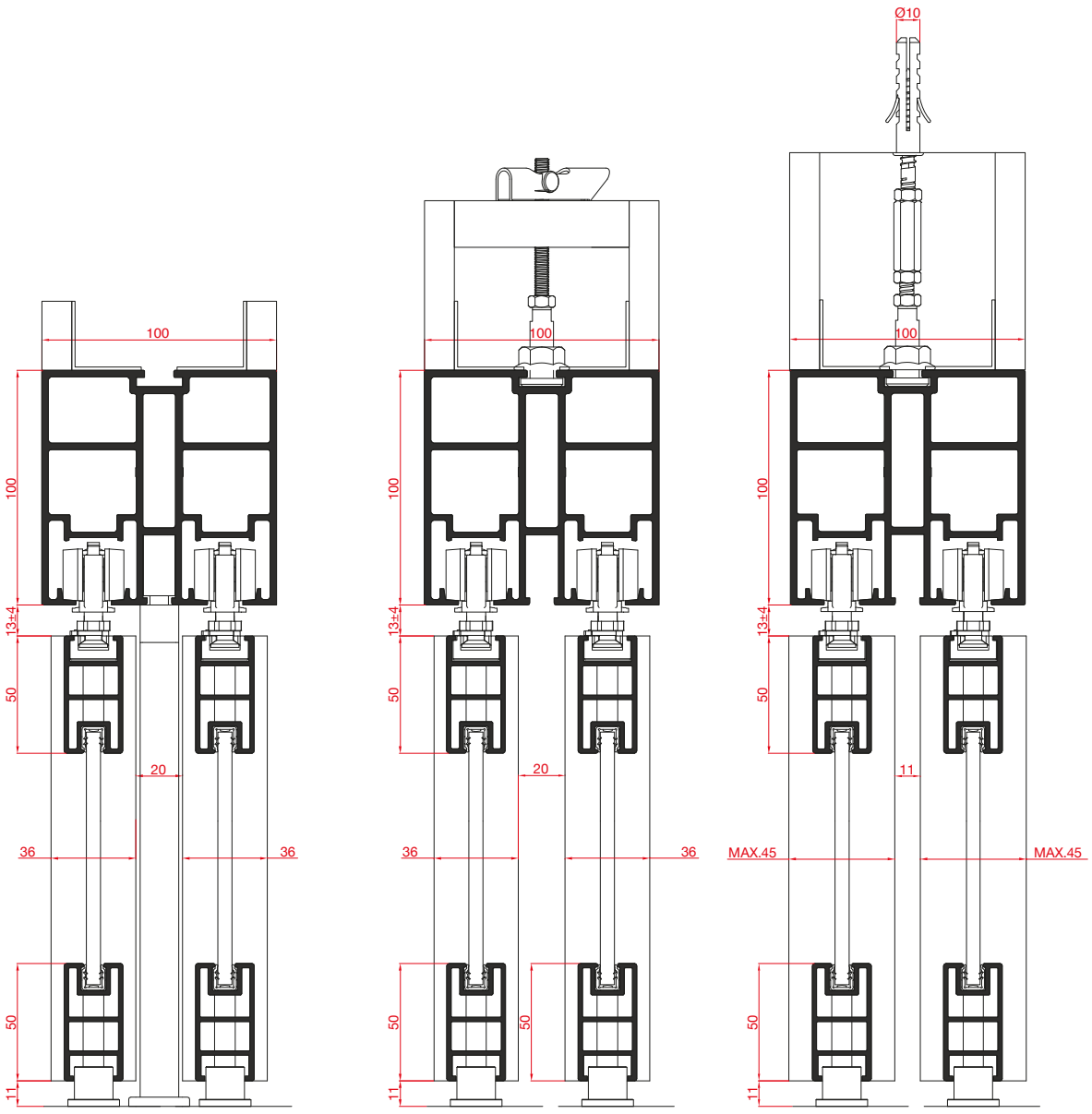

COMPATIBLE WITH / COMPATIBILE CON:

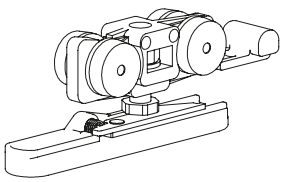

ECLETTICA

LATERAL AUTOMATIC CLAMP / STAFFA AUTOMATICA LATERALE

SUSPENDED UPRIGHT BAR TRACK / TRAVE SOSPESA

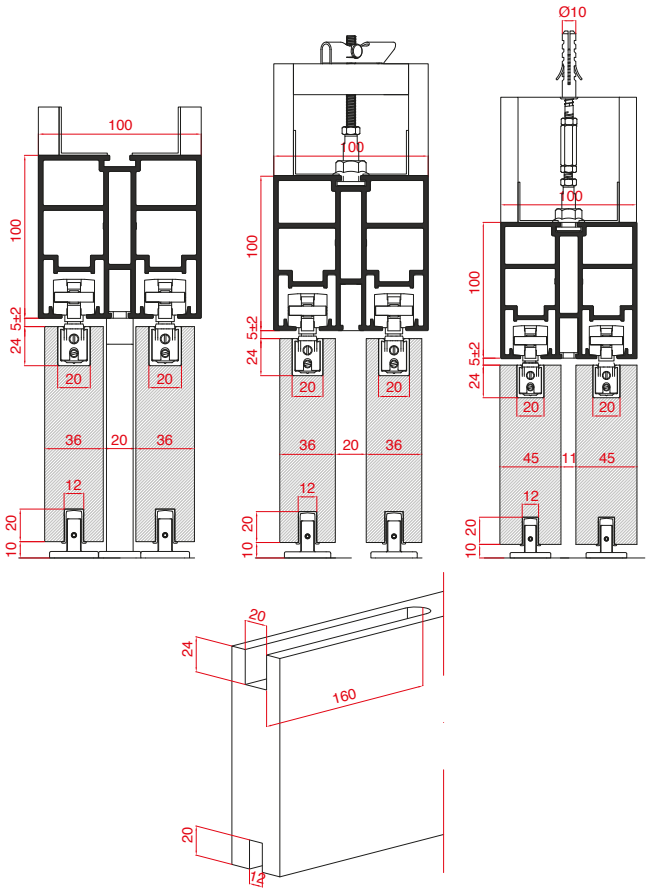

ACCESSORIES / ACCESSORI

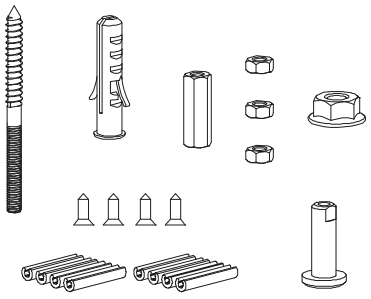	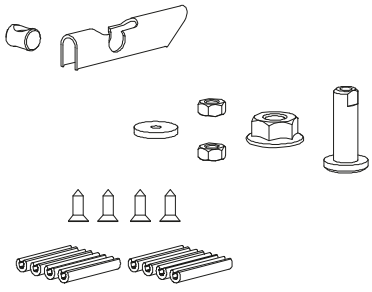	
ACCESSORIES FOR FULL CEILING FIXTURE ACCESSORI PER FISSAGGIO A SOFFITTO PIENO	ACCESSORIES FOR EMPTY CEILING FIXTURE ACCESSORI PER FISSAGGIO A SOFFITTO VUOTO	3 METRE M6 THREADED BAR BARRA FILETTATA M6 DA METRI 3 (KIT N° 10 PZ.)
ART. 2304	ART. 2306	ART. 2308/3/10

COMPATIBLE WITH / COMPATIBILE CON:

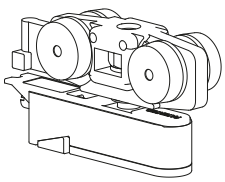

EVOLUTION
THE INVISIBLE BRACKET SLIDING SYSTEM / SISTEMA SCORREVOLE CON STAFFA INVISIBILE

ADJUSTMENT CEILING UPRIGHT BAR TRACK WITHOUT SUPPORT
REGOLAZIONE TRAVE A SOFFITTO SENZA SOSTEGNO

DOORS TOTAL WEIGHT: MAX 160 KG / PESO TOTALE DELLE PORTE: MAX 160 KG

ADJUSTMENT CEILING UPRIGHT BAR TRACK WITH SUPPORT (ART. 1514)
REGOLAZIONE TRAVE A SOFFITTO CON SOSTEGNO (ART. 1514)

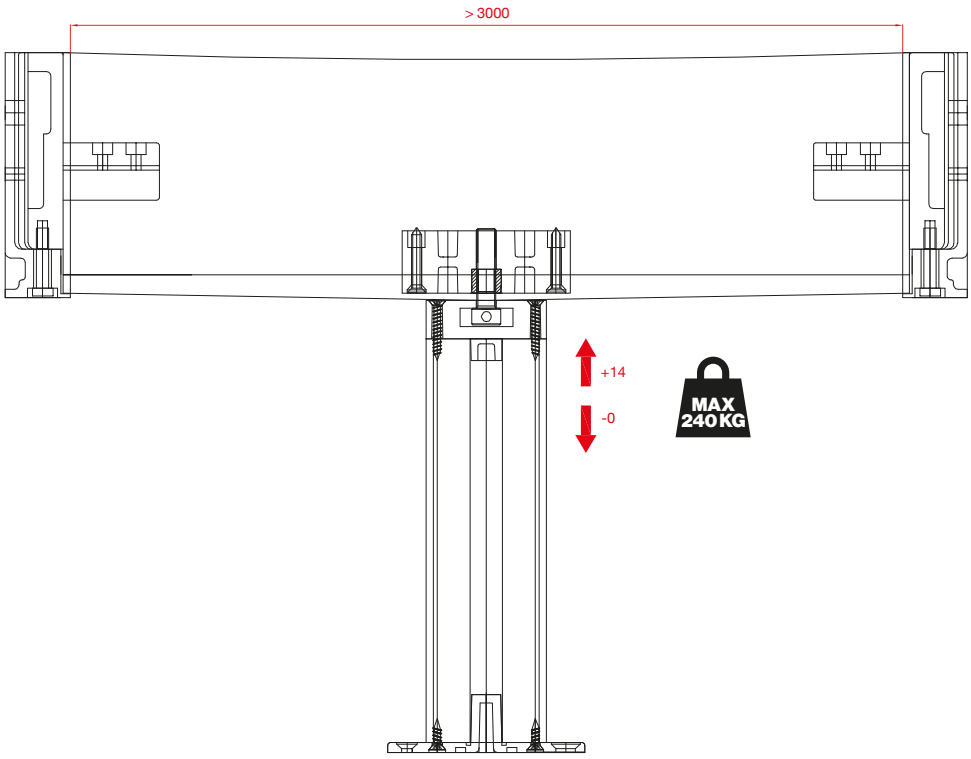

DOORS TOTAL WEIGHT: MAX 240 KG / PESO TOTALE DELLE PORTE: MAX 240 KG

ADJUSTMENT CEILING UPRIGHT BAR TRACK WITH SUPPORT FOR DRYWALL EMPTY CEILING
REGOLAZIONE TRAVE A SOFFITTO CON SOSTEGNO PER CARTONGESSO SOFFITTO VUOTO

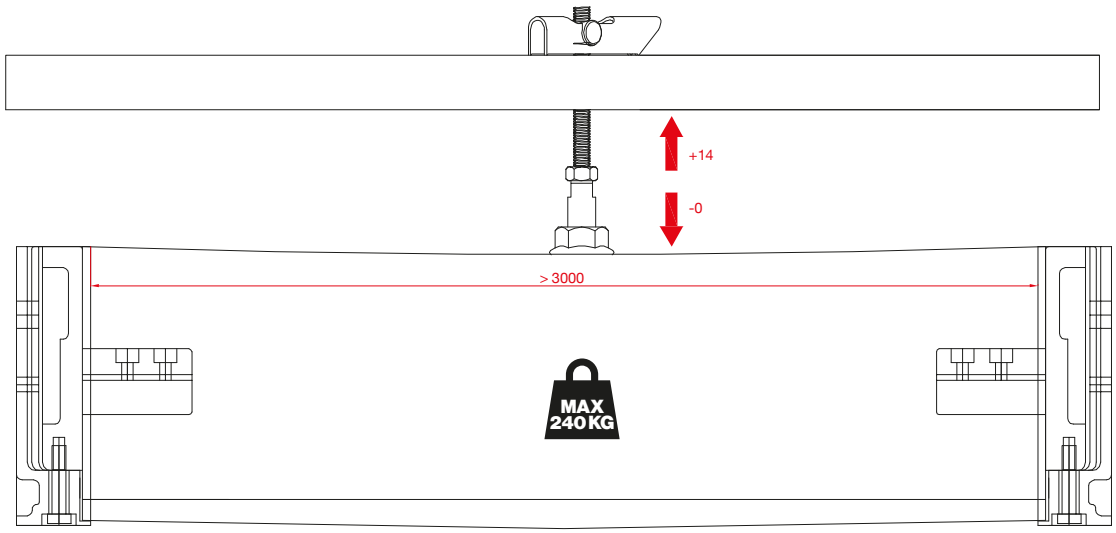

DOORS TOTAL WEIGHT: MAX 240 KG / PESO TOTALE DELLE PORTE: MAX 240 KG

ADJUSTMENT CEILING UPRIGHT BAR TRACK WITH SUPPORT FOR DRYWALL FULL CEILING
REGOLAZIONE TRAVE A SOFFITTO CON SOSTEGNO PER CARTONGESSO SOFFITTO PIENO

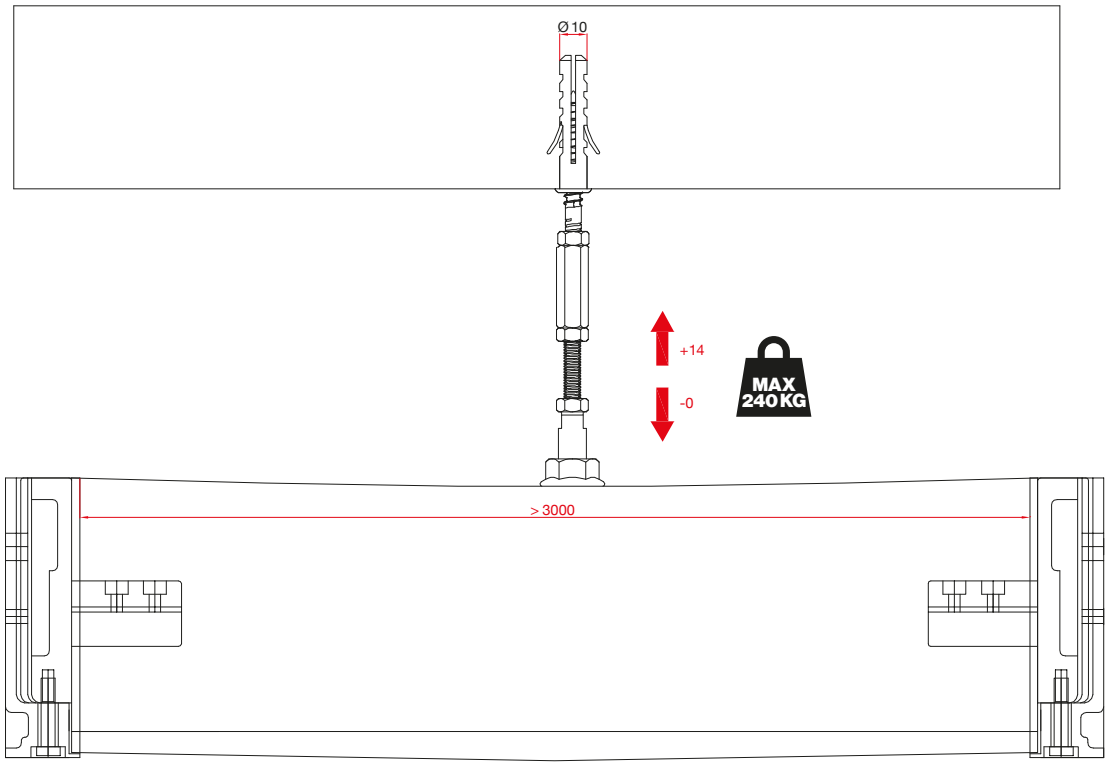

DOORS TOTAL WEIGHT: MAX 240 KG / PESO TOTALE DELLE PORTE: MAX 240 KG

Trave
(Aluminium/Alluminio)

Trave Model / Modello Trave
Modèle Trave / Modell Trave / Modelo Trave

80 Kg

N.2 Hydraulic closings
N.2 Fermi idraulici

CODE	KIT
1640/T/110	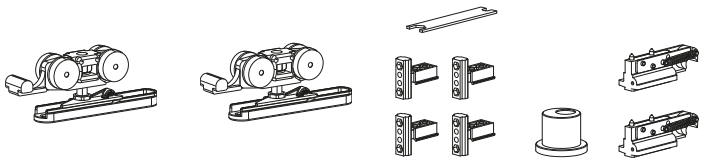

80 Kg

N.2 Classic stopper
N.2 Fermi standard

CODE	KIT
108/T/110	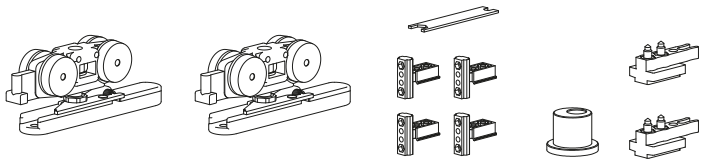

80 Kg

N.1 Soft air closing
N.1 Fermo ammortizzato

N.1 Hydraulic closing
N.1 Fermo idraulico

CODE	KIT
1678/1640/T/110	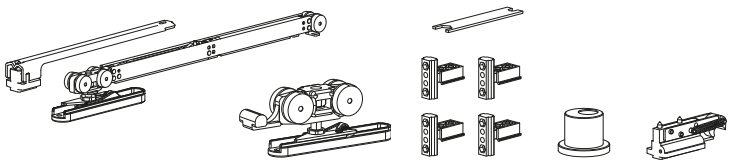

80 Kg

N.1 Soft air closing
N.1 Fermo ammortizzato

N.1 Classic stopper
N.1 Fermo standard

CODE	KIT
1678/108/T/110	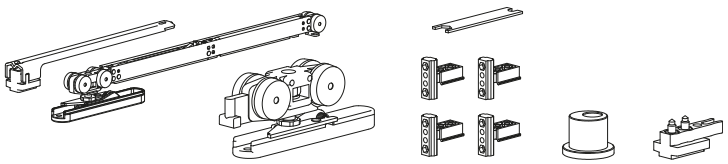

80 Kg

N.2 Soft air closings
N.2 Fermi ammortizzati

Door width - Min. 930 mm
Larghezza porta - Min. 930 mm

CODE	KIT
1678/1678/T/110	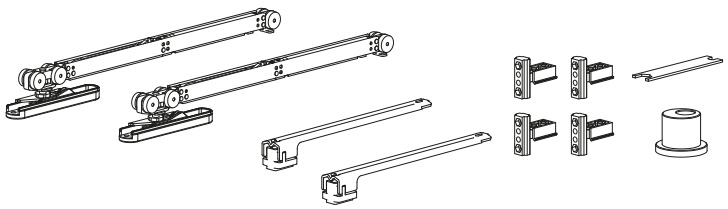

COMPATIBLE WITH / COMPATIBILE CON:

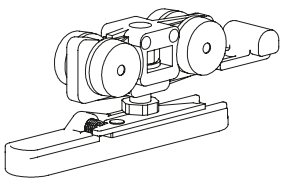

ECLETTICA
LATERAL AUTOMATIC CLAMP / STAFFA AUTOMATICA LATERALE

Trave
(Aluminium/Alluminio)

ALUMINIUM PILLARS / MONTANTI IN ALLUMINIO

STANDARD

ART. 1586	ART. 1584

ALUMINIUM PILLARS / MONTANTI IN ALLUMINIO

OPTIONAL CEILING UPRIGHT BAR TRACK & WALL TRACK
OPTIONAL TRAVE A SOFFITTO E A PARETE

OPTIONAL SUSPENDED UPRIGHT BAR TRACK
OPTIONAL TRAVE SOSPESA

ART. 1511	ART. 266	ART. 1512	ART. 266

ALUMINIUM BEAMS / TRAVERSI IN ALLUMINIO

OPTIONAL CEILING UPRIGHT BAR TRACK & WALL TRACK
OPTIONAL TRAVE A SOFFITTO E A PARETE

ART. 1582	ART. 567	ART. 288	ART. 557	ART. 563

ALUMINIUM BEAMS / TRAVERSI IN ALLUMINIO

OPTIONAL SUSPENDED UPRIGHT BAR TRACK
OPTIONAL TRAVE SOSPESA

ART. 1514

GASKETS / GUARNIZIONI

ART. 571	ART. 565	ART. 565	ART. 574

Trave
(Wood/Legno)

Trave Model / Modello Trave
Modèle Trave / Modell Trave / Modelo Trave

40 Kg
N.2 Classic stopper
N.2 Fermi standard
Door width - Min. 700 mm
Larghezza porta - Min. 700 mm
Patended system
Sistema brevettato

CODE	KIT IN BOX
40/T/G/EV/SEN	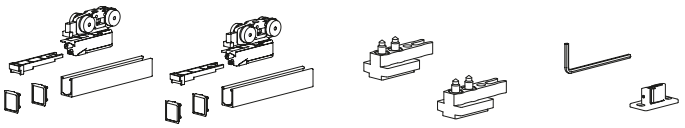

40 Kg
N.1 Soft air closing
N.1 Fermo ammortizzato
N.1 Classic stopper
N.1 Fermo standard
Door width - Min. 700 mm
Larghezza porta - Min. 700 mm
Patended system
Sistema brevettato

CODE	KIT IN BOX
2371/G/2363/G/S	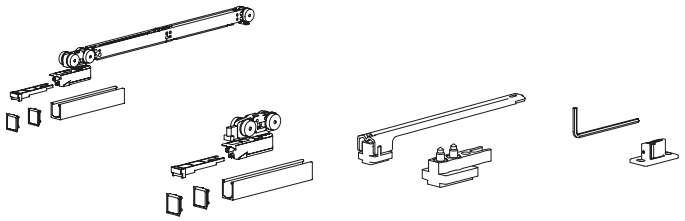

40 Kg
N.2 Hydraulic closings
N.2 Fermi idraulici
Door width - Min. 700 mm
Larghezza porta - Min. 700 mm
Patended system
Sistema brevettato

CODE	KIT IN BOX
40/TG/EV/S/FAN	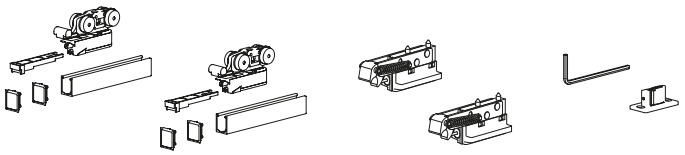

40 Kg
N.1 Soft air closing
N.1 Fermo ammortizzato
N.1 Hydraulic closing
N.1 Fermo idraulico
Door width - Min. 700 mm
Larghezza porta - Min. 700 mm
Patended system
Sistema brevettato

CODE	KIT IN BOX
2371/G/2367/G/S	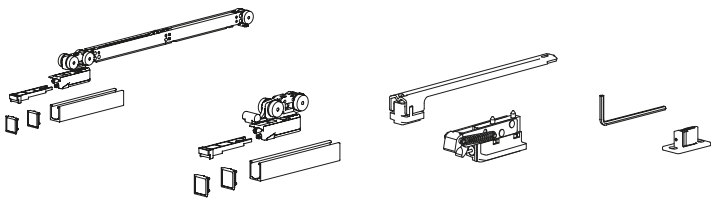

COMPATIBLE WITH / COMPATIBILE CON:

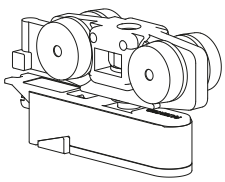

EVOLUTION
THE INVISIBLE BRACKET SLIDING SYSTEM / SISTEMA SCORREVOLE CON STAFFA INVISIBILE

Trave Model / Modello Trave
Modèle Trave / Modell Trave / Modelo Trave

Trave
(Wood/Legno)

CODE	KIT IN BOX
2371/G/2371/G/S	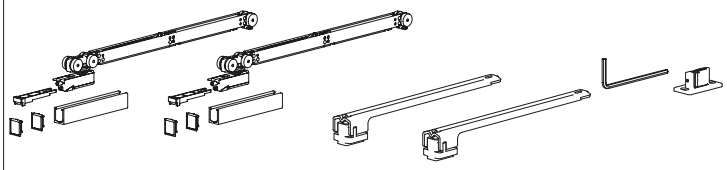

40 Kg
N.2 Soft air closings
N.2 Fermi ammortizzati
Door width - Min. 920 mm
Larghezza porta - Min. 920 mm
Patended system
Sistema brevettato

CODE	KIT IN BOX
80/T/G/EV/SEN	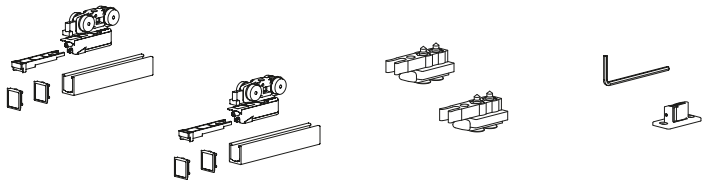

80 Kg
N.2 Classic stopper
N.2 Fermi standard
Door width - Min.700 mm
Larghezza porta - Min. 700 mm
Patended system
Sistema brevettato

CODE	KIT IN BOX
2371/Y/2363/G/S	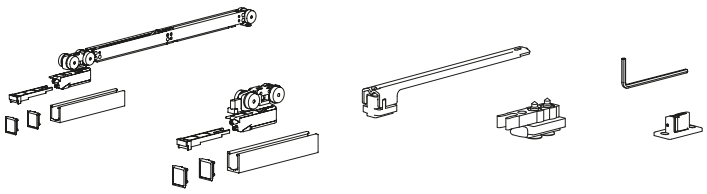

80 Kg
N.1 Soft air closings
N.1 Fermo ammortizzato
N.1 Classic stopper
N.1 Fermo standard
Door width - Min. 700 mm
Larghezza porta - Min. 700 mm
Patended system
Sistema brevettato

CODE	KIT IN BOX
80/TG/EV/S/FAN	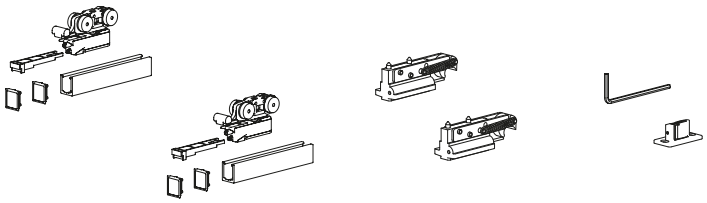

80 Kg
N.2 Hydraulic closings
N.2 Fermi idraulici
Door width - Min. 700 mm
Larghezza porta - Min. 700 mm
Patended system
Sistema brevettato

COMPATIBLE WITH / COMPATIBILE CON:

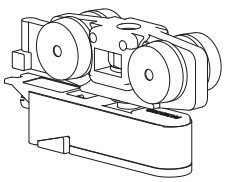

EVOLUTION
THE INVISIBLE BRACKET SLIDING SYSTEM / SISTEMA SCORREVOLE CON STAFFA INVISIBILE

Trave
(Wood/Legno)

Trave Model / Modello Trave
Modèle Trave / Modell Trave / Modelo Trave

80 Kg

N.1 Soft air closing
N.1 Fermo ammortizzato

N.1 Hydraulic closing
N.1 Fermo idraulico

Door width - Min. 700 mm
Larghezza porta - Min. 700 mm

Patended system
Sistema brevettato

CODE	KIT IN BOX
2371/Y/2367/G/S	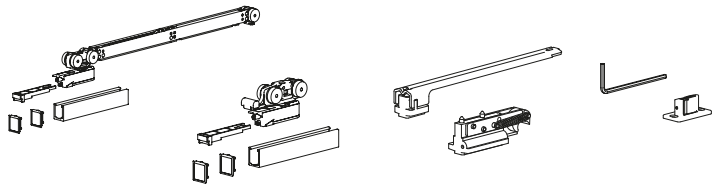

80 Kg

N.2 Soft air closing
N.2 Fermi ammortizzati

Door width - Min. 920 mm
Larghezza porta - Min. 920 mm

Patended system
Sistema brevettato

CODE	KIT IN BOX
2371/Y/2371/G/S	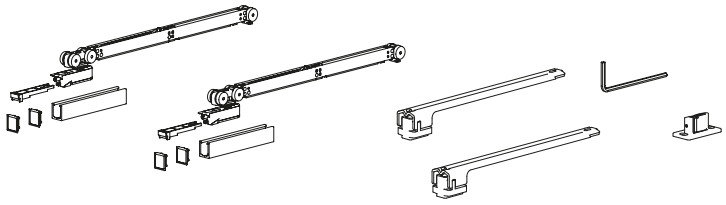

120 Kg

N.2 Classic stopper
N.2 Fermi standard

Door width - Min. 700 mm
Larghezza porta - Min. 700 mm

Patended system
Sistema brevettato

CODE	KIT IN BOX
120/T/G/EV/SEN	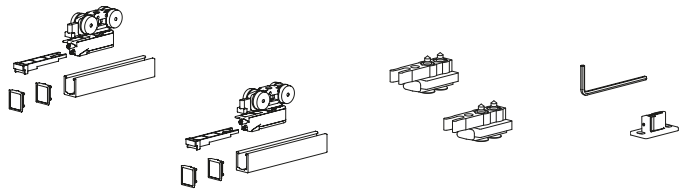

120 Kg

N.1 Soft air closing
N.1 Fermo ammortizzato

N.1 Classic stopper
N.1 Fermo standard

Door width - Min. 700 mm
Larghezza porta - Min. 700 mm

Patended system
Sistema brevettato

CODE	KIT IN BOX
2372/M/2363/G/S	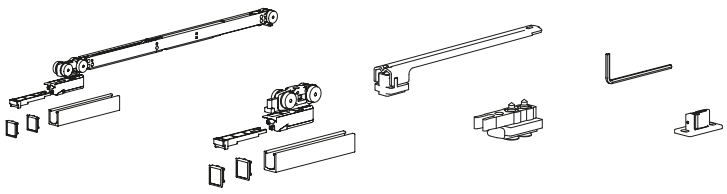

COMPATIBLE WITH / COMPATIBILE CON:

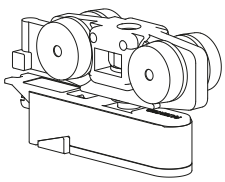

EVOLUTION
THE INVISIBLE BRACKET SLIDING SYSTEM / SISTEMA SCORREVOLE CON STAFFA INVISIBILE

Trave Model / Modello Trave
Modèle Trave / Modell Trave / Modelo Trave

Trave
(Wood/Legno)

CODE	KIT IN BOX
120/TG/EV/S/FAN	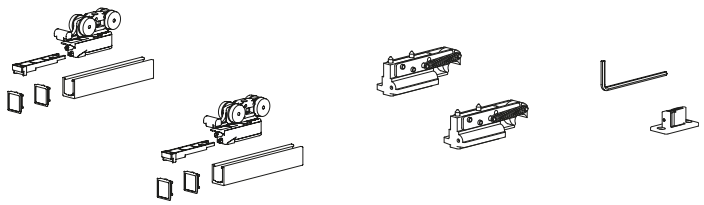

120 Kg

N.2 Hydraulic closings
N.2 Fermi idraulici

Door width - Min. 700 mm
Larghezza porta - Min. 700 mm

Patended system
Sistema brevettato

CODE	KIT IN BOX
2372/M/2367/G/S	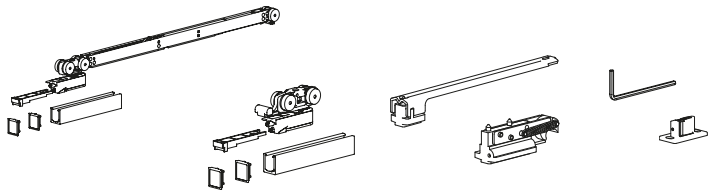

120 Kg

N.1 Soft air closing
N.1 Fermo ammortizzato

N.1 Hydraulic closing
N.1 Fermo idraulico

Door width - Min. 700 mm
Larghezza porta - Min. 700 mm

Patended system
Sistema brevettato

CODE	KIT IN BOX
2372/M/2372/G/S	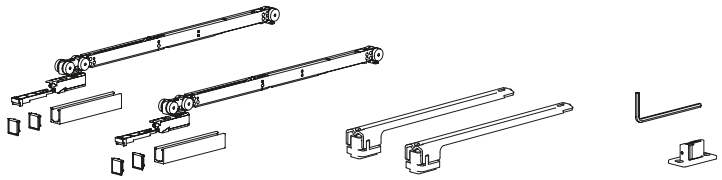

120 Kg

N.2 Soft air closing
N.2 Fermi ammortizzati

Door width - Min. 1090 mm
Larghezza porta - Min. 1090 mm

Patended system
Sistema brevettato

COMPATIBLE WITH / COMPATIBILE CON:

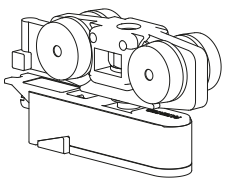

EVOLUTION
THE INVISIBLE BRACKET SLIDING SYSTEM / SISTEMA SCORREVOLE CON STAFFA INVISIBILE

ALUMINIUM TRACKS / BINARI IN ALLUMINIO

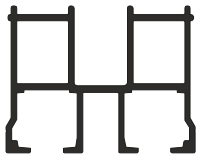

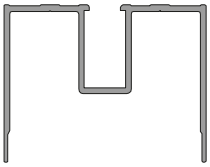

STANDARD

ART. 1525	ART. 1535

ALUMINIUM TRACKS / BINARI IN ALLUMINIO

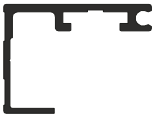



STANDARD

ART. 1636	ART. 1638

ALUMINIUM TRACKS / BINARI IN ALLUMINIO

STANDARD

ART. 1080	ART. 1280

Facile

Aluminum sliding doors
Porte scorrevoli in alluminio

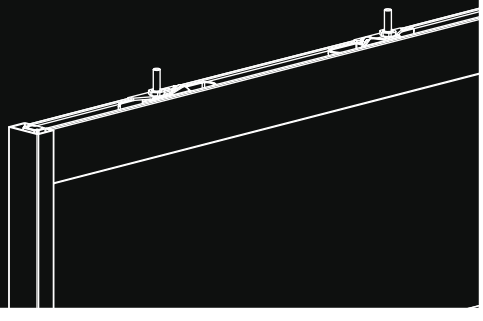

Facile

Aluminum sliding doors
Scorrevoli per porte in alluminio

EN	Systems for sliding doors with aluminium frame.
IT	Sistemi per porte scorrevoli con telaio in alluminio.
FR	Système pour portes coulissantes avec châssis en aluminium.
DE	Systeme für Schiebetüren mit Aluminiumrahmen.
ES	Sistema para puertas correderas con marco de aluminio.

Facile

Scheme / Schema

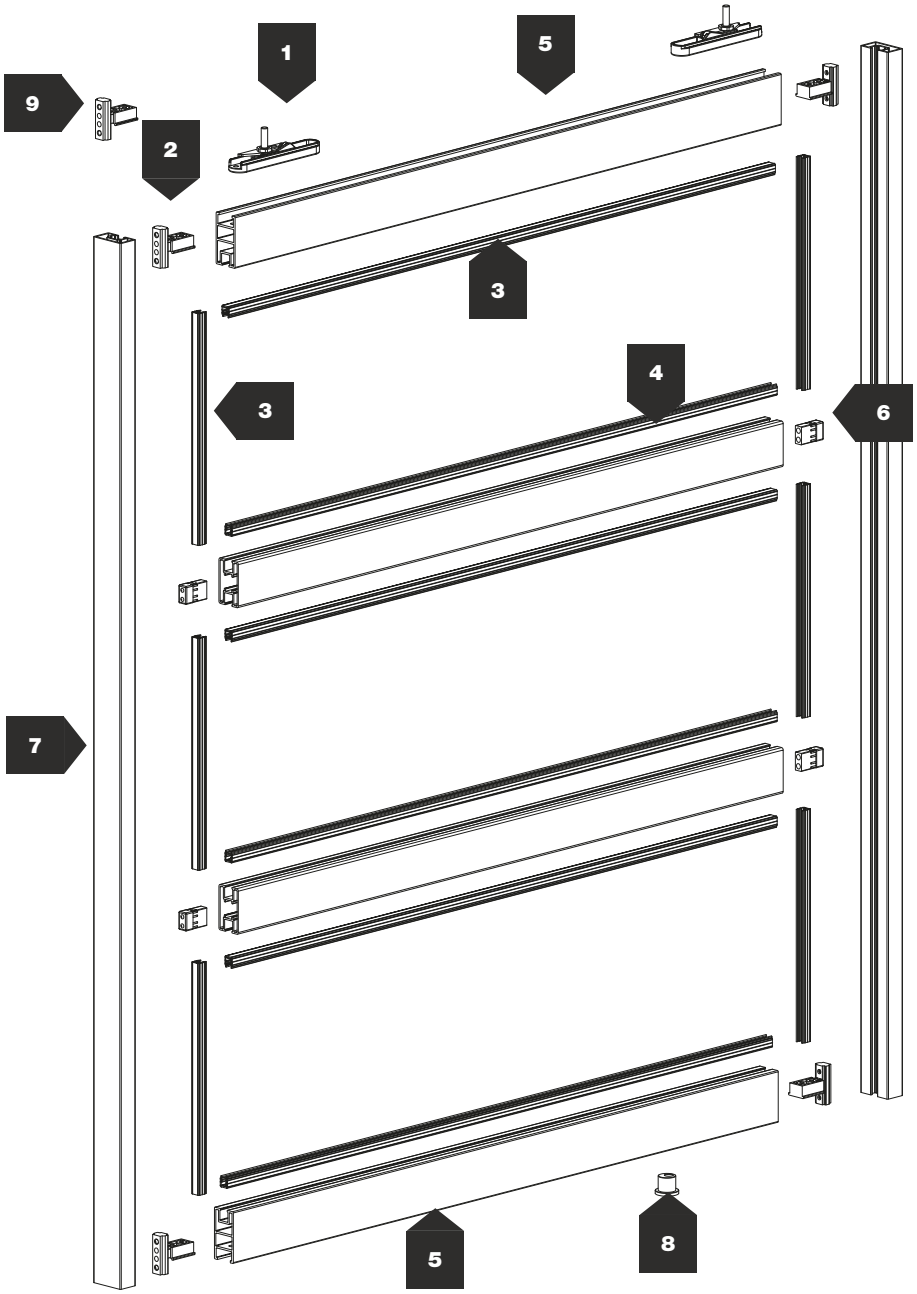

GLASS THICKNESS / SPESSORE VETRO

5 ÷ 6 mm

Facile

N°			KG	
1	115	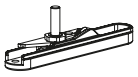		
2	1588			
3	565			
4	288	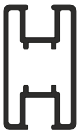		
5	1582			
6	563			
7	1584			
8	1577			
9	114			

Facile

Aluminum sliding doors / Porte scorrevoli in alluminio
Portes coulissantes en aluminium / Schiebetüren aus aluminium
Puertas correderas de aluminio

Max sizes door: 1240x3000 mm
Misure max porta: 1240x3000 mm

A — Anodized silver
Anodizzato argento

E3 — Electricolor 3 (Coffee)
Elettrocolore 3 (Caffè)

CODE	KIT
FACILE/120/A **FACILE/120/E3**	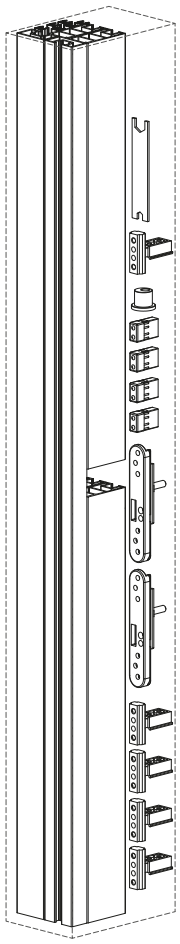

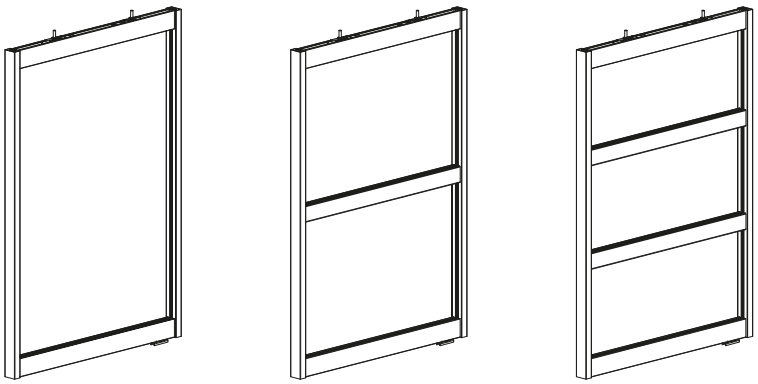

THE “EASY” KIT ENABLES REALISATION OF THE VERSIONS ILLUSTRATED
IL KIT “FACILE” PERMETTE DI REALIZZARE LE VERSIONI ILLUSTRATE

BLISTER

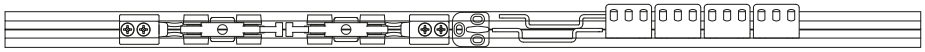

USE OF BLISTERS OF 2500 mm WHICH CAN BE FOUND FROM P. 185 TO P. 189
UTILIZZARE I BLISTER DA 2500 mm CHE SI TROVANO DA PAG. 185 A PAG. 189

110 SERIE / SERIE 110

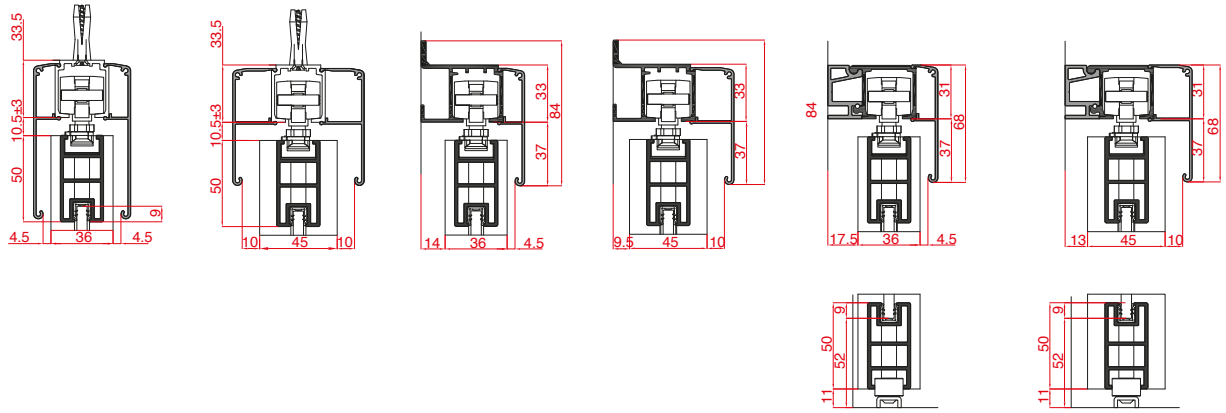

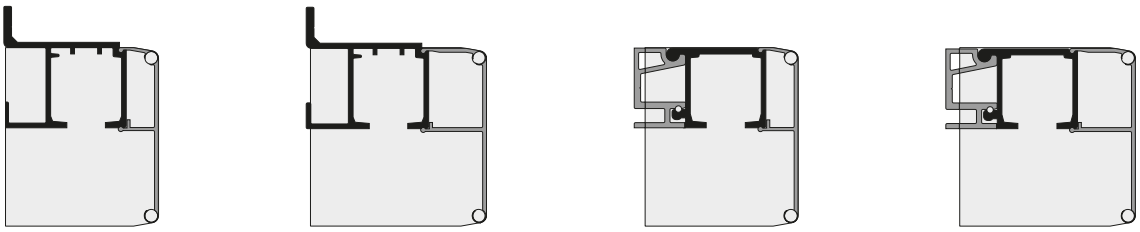

ART. 1358 | ART. 1291 | ART. 1358 | ART. 1291

210 SERIE / SERIE 210

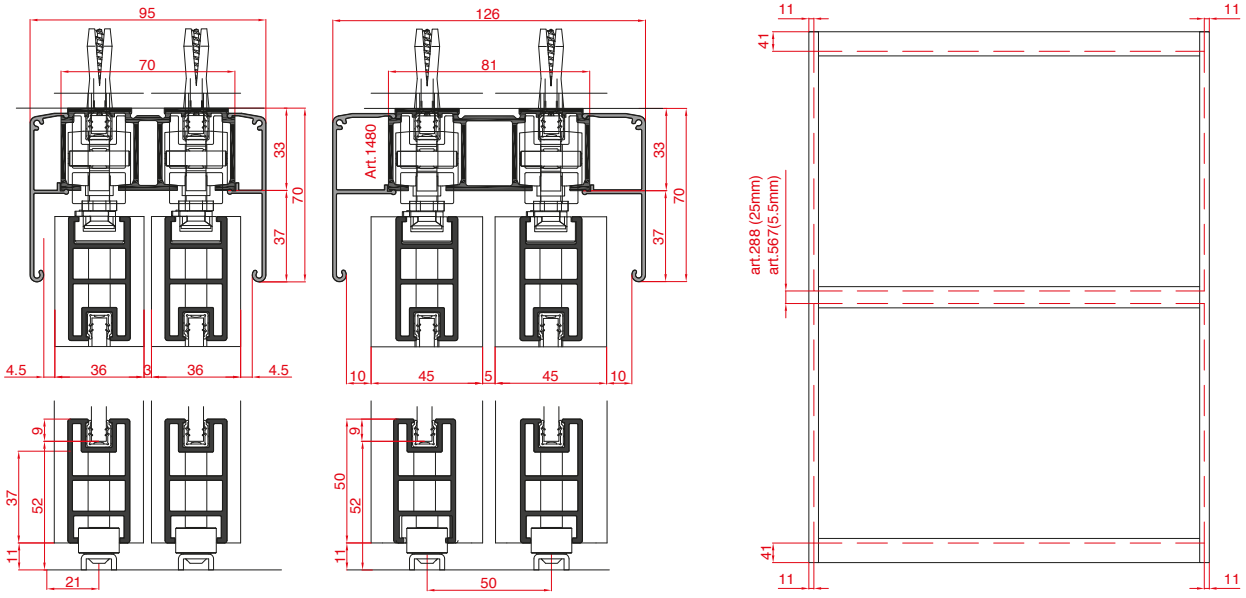

GLASS DOOR PROFILE / PROFILI PORTA VETRO

ART. 571 | ART. 565 | ART. 565 | ART. 574

www.ternoscorrevoli.com/facile

Universal

Aluminum doors accessory
Accessori per porte in alluminio

Universal

Aluminum doors accessory
Accessori per porte in alluminio

EN	Aluminum doors accessory.
IT	Accessori per porte in alluminio.
FR	Accessoires pour portes en aluminium.
DE	Zubehörs Für Aluminiumtüen
ES	Accesorios para puertas de aluminio.

Scheme / Schema

110 & 210 SERIES / SERIE 110 E 210

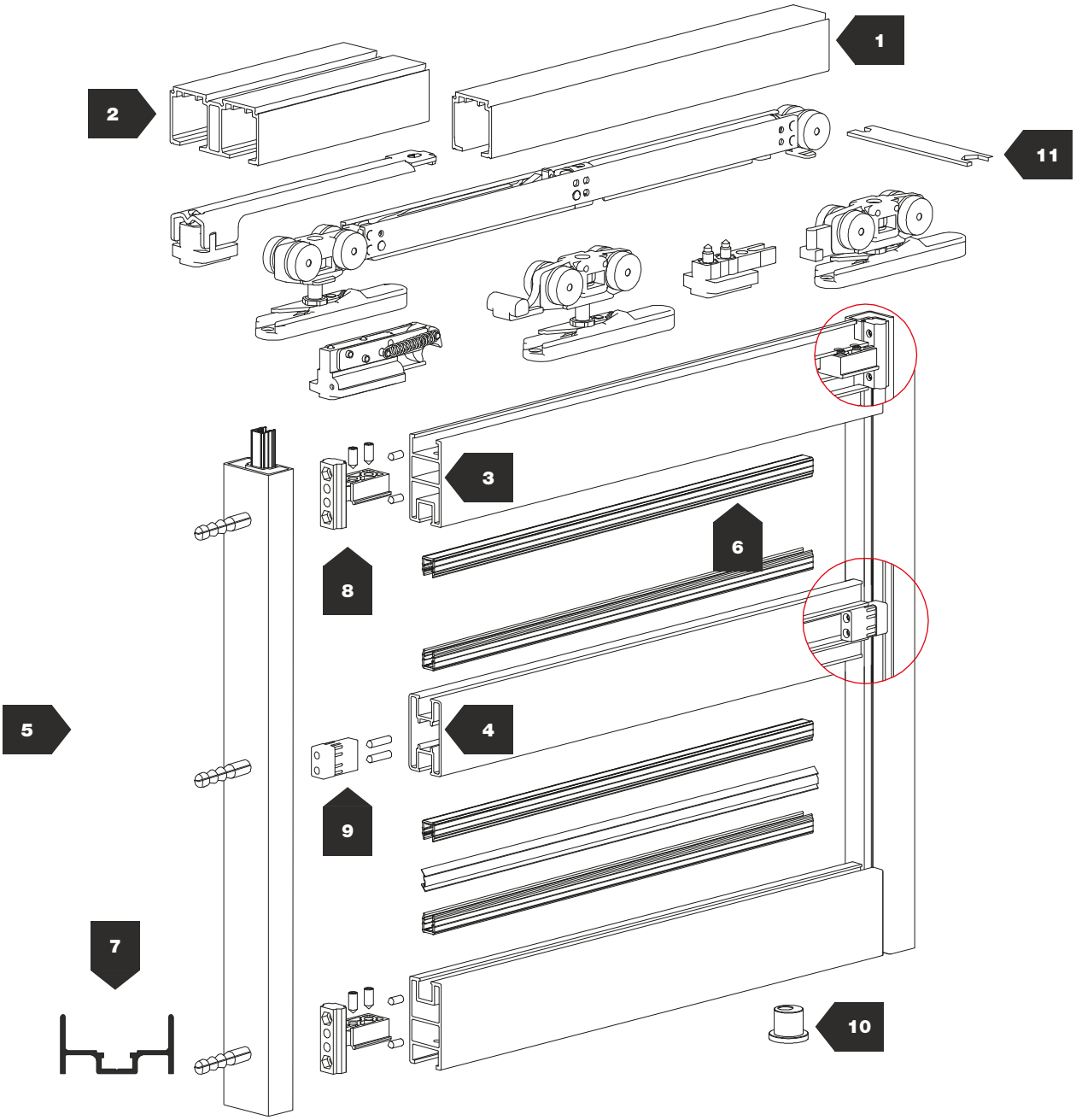

COMPATIBLE WITH / COMPATIBILE CON:

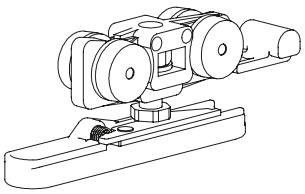

ECLETTICA
LATERAL AUTOMATIC CLAMP / STAFFA AUTOMATICA LATERALE

4 ÷ 6,5 mm

Kit for aluminum doors / Kit per porte in alluminio
Kit pour portes en aluminium / Kit für einzeltür aus aluminiumtüren
Kit para puertas de aluminio

Universal

N°			KG	
1	1280		50÷70	
	1359	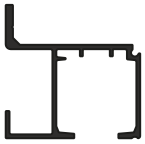	50÷70	
	1700	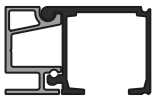	50÷70	
	1720	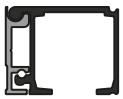	50÷70	
	1710	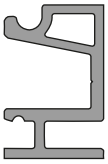	50÷70	
2	1285		50÷70	
	1560		50÷70	
3	1582		50÷70	
4	288	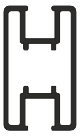	50÷70	
	567		50÷70	
	557		50÷70	
5	1584		50÷70	
	1586		50÷70	

N°			KG	
6	565		50÷70	5 mm 6 mm
	571		50÷70	6,5 mm
	574		50÷70	4 mm
7	1511		50÷70	
8	1588		50÷70	
9	563		50÷70	
10	1577		50÷70	
11	1029		50÷70	

Universal

Kit for aluminum doors / Kit per porte in alluminio
Kit pour portes en aluminium / Kit für einzeltür aus aluminiumtüren
Kit para puertas de aluminio

70 Kg

N.2 Hydraulic closings
N.2 Fermi idraulici

CODE	KIT
1640/T/110	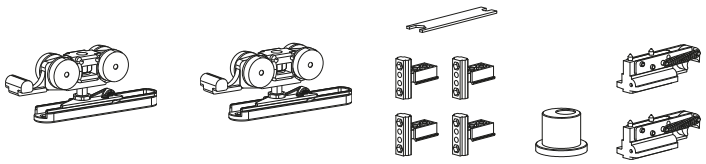

70 Kg

N.2 Classic stopper
N.2 Fermi standard

CODE	KIT
108/T/110	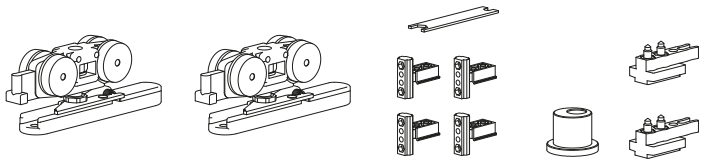

50 Kg

N.1 Soft air closing
N.1 Fermo ammortizzato

N.1 Hydraulic closing
N.1 Fermo idraulico

CODE	KIT
1678/1640/T/110	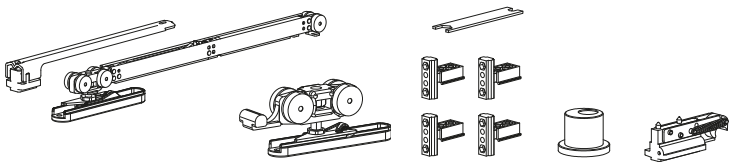

50 Kg

N.1 Soft air closing
N.1 Fermo ammortizzato

N.1 Classic stopper
N.1 Fermo standard

CODE	KIT
1678/108/T/110	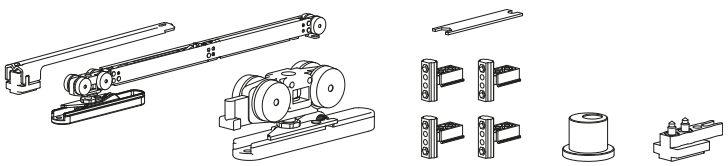

50 Kg

N.2 Soft air closings
N.2 Fermi ammortizzati

Door width - Min. 930 mm
Larghezza porta - Min. 930 mm

CODE	KIT
1678/1678/T/110	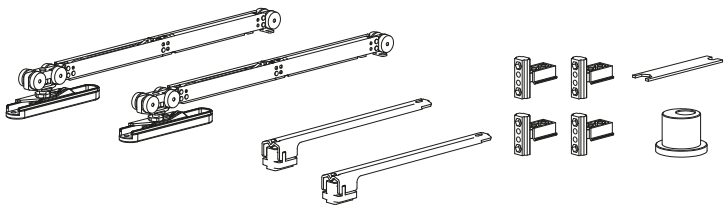

ACCESSORIES / ACCESSORI

			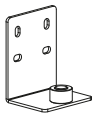
		OPTIONAL	
ART. 266	ART. 1511	ART. 563	ART. 1589

Kit for aluminum doors / Kit per porte in alluminio
Kit pour portes en aluminium / Kit für einzeltür aus aluminiumtüren
Kit para puertas de aluminio

110 SERIE / SERIE 110

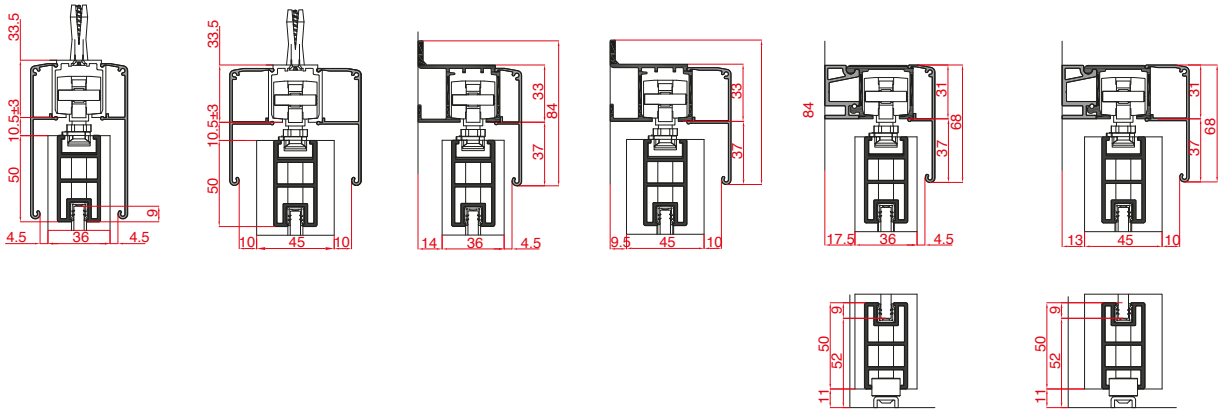

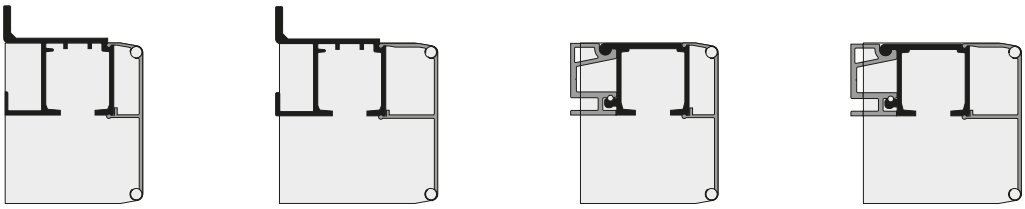

ART. 1358 | ART. 1291 | ART. 1358 | ART. 1291

210 SERIE / SERIE 210

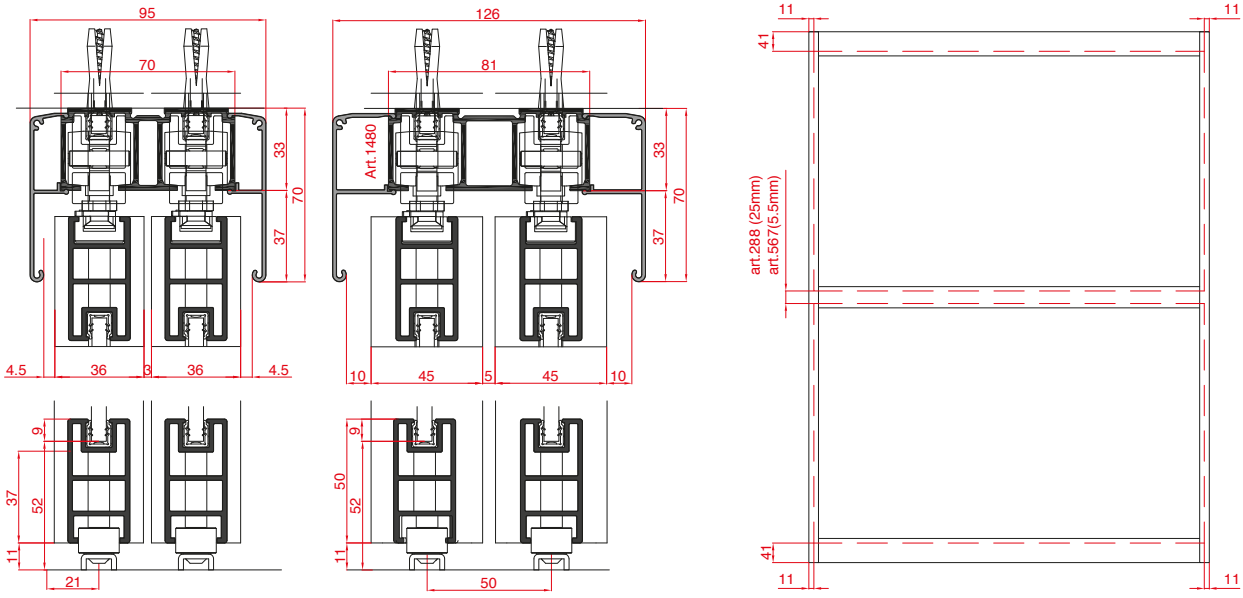

GLASS DOOR PROFILE / PROFILI PORTA VETRO



ART. 571 | ART. 565 | ART. 565 | ART. 574

www.ternoscorrevoli.com/universal

Folding doors
Porte pieghevoli

EN	Sliding systems and accessories for folding doors
IT	Sistemi scorrevoli e accessori per porte pieghevoli
FR	Eléments coulissants pliables
DE	Rollen für Falttüren
ES	Correderas para puertas plegables

FOLDING SYSTEMS



Pratico System PAG. 359

PATENTED

This new folding-door system profits from half-finished door posts and standard doors, with a few changes only

Il nuovo sistema per porte pieghevoli con il vantaggio di usufruire dei semilavorati degli stipiti e delle porte standard, realizzando semplici modifiche



Foldy System PAG. 367

PATENTED

Folding doors with external hinge opening

Porte pieghevoli con apertura tramite cerniere esterne o cardini



Accordion System PAG. 401

Accordion folding doors with hinges and central sliding panel

Porte pieghevoli a fisarmonica tramite cardini e scorrevole centrale

Gelosie System PAG. 421

Slides for shutters segment

Scorrevoli per gelosie

Pratico

New system for folding doors
Nuovo sistema per porte pieghevoli



Pratico

New system for folding doors
Sistema per porte pieghevoli

EN The new folding-door system, “PRATICO” profits from half-finished door posts and standard doors, with a few changes only.

IT Il nuovo sistema per porte pieghevoli modello “PRATICO” ha il vantaggio di usufruire dei semilavorati degli stipiti e delle porte standard realizzando semplici modifiche.

FR Le nouveau système pour portes pliantes modèle “PRATICO“ présente l’avantage d’utiliser des chambranles semi-travaillées et des portes standard afin de faire le moins possible de modifications.

DE Das neue System für faltbare Türen Modell “PRATICO” hat den Vorteil das Halbfertigerzeugnis der Gewände und der Standardtüren mit einfachen Veränderungen zu verwenden.

ES El nuevo sistema para puertas correderas modelo “PRÁCTICO” tiene la ventaja de utilizar los semiacabados de los marcos y de las puertas estándar realizando sencillas modificaciones.

PATENTED

Pratico

Scheme / Schema

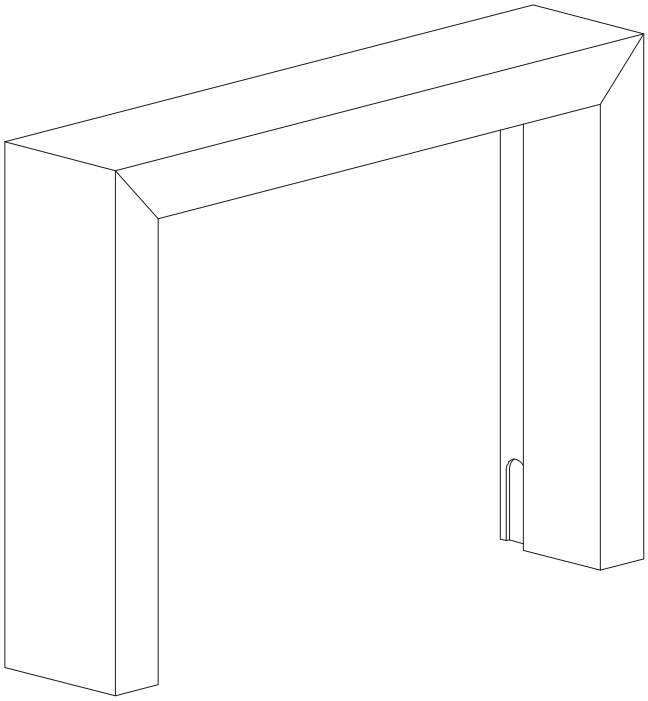

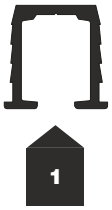

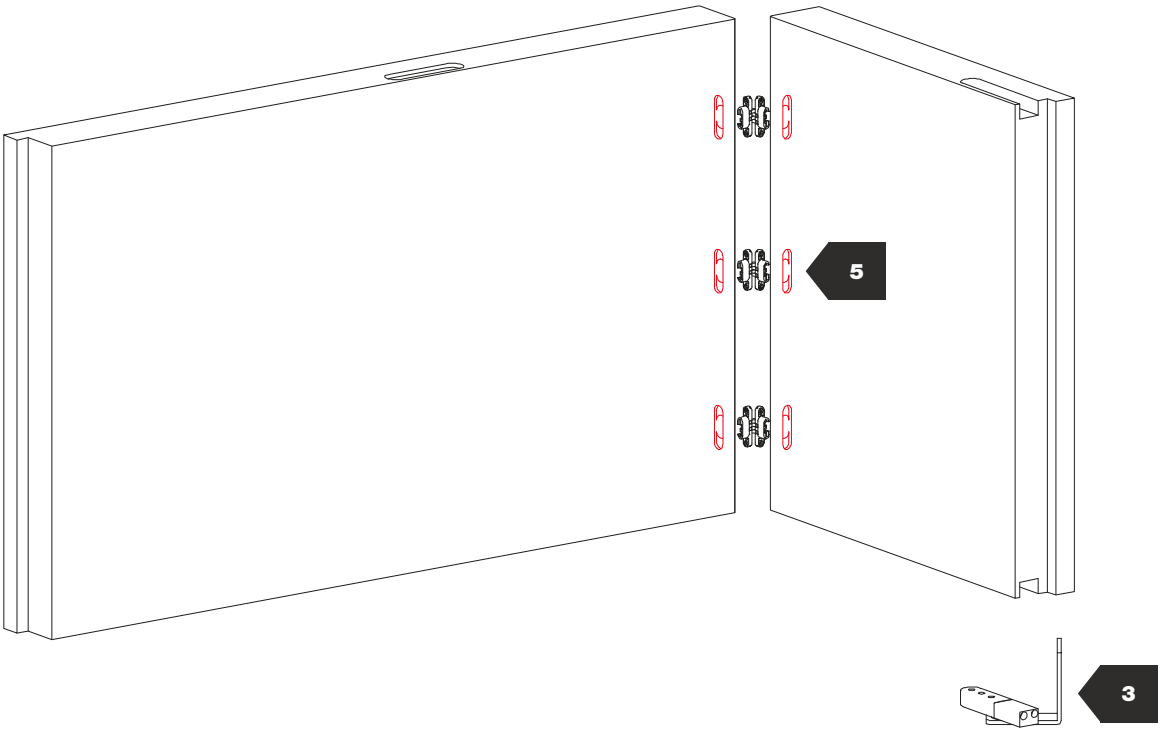

Max 40 kg

Pratico model / Modello Pratico
Modèle Pratico / Modell Pratico / Modelo Prático

N°			KG	
1	**1990**		30	
	1990/100	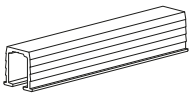	30	
2	**1993**	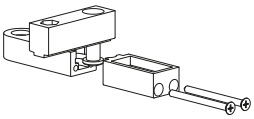	30	
3	**1994**	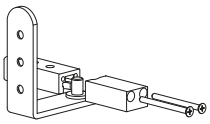	30	
4	**1992**	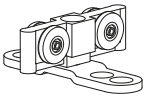	30	

N°			KG	
5	**1751/N**	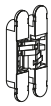	40	
	1753/N		40	
	1755/N	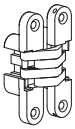	40	
	1757/PI		40	

Pratico

Pratico model / Modello Pratico
Modèle Pratico / Modell Pratico/ Modelo Prático

40 Max. 40 Kg

CODE	KIT
1992/1993	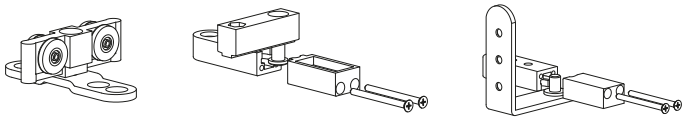
1992/1751/N	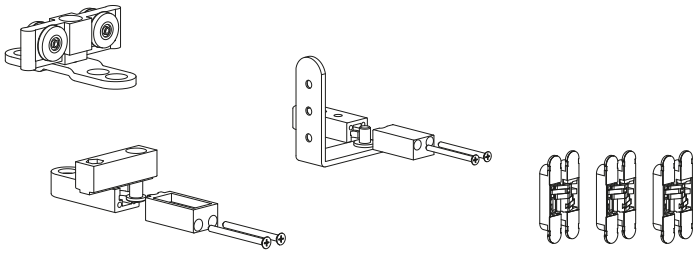
1992/1753/N	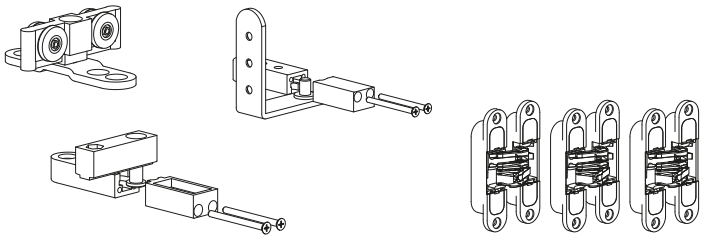
1992/1755/N	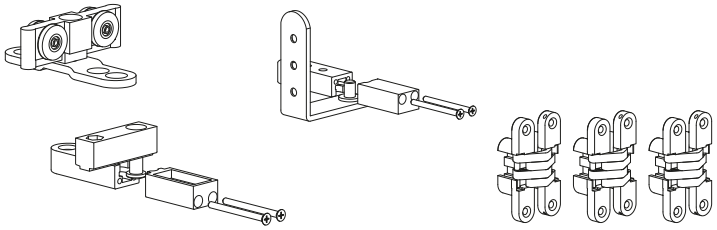
1992/1757/PI	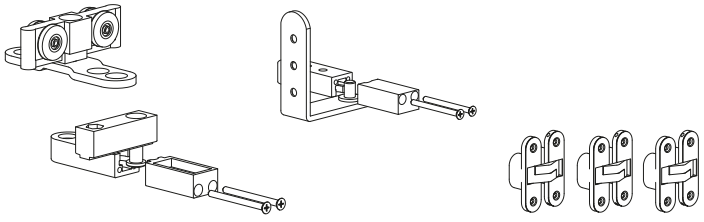

ALUMINIUM TRACKS / BINARI IN ALLUMINIO

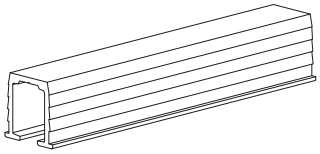

STANDARD

ART. 1990	ART.1990-100

ASSEMBLY DESCRIPTION / DESCRIZIONE MONTAGGIO

1

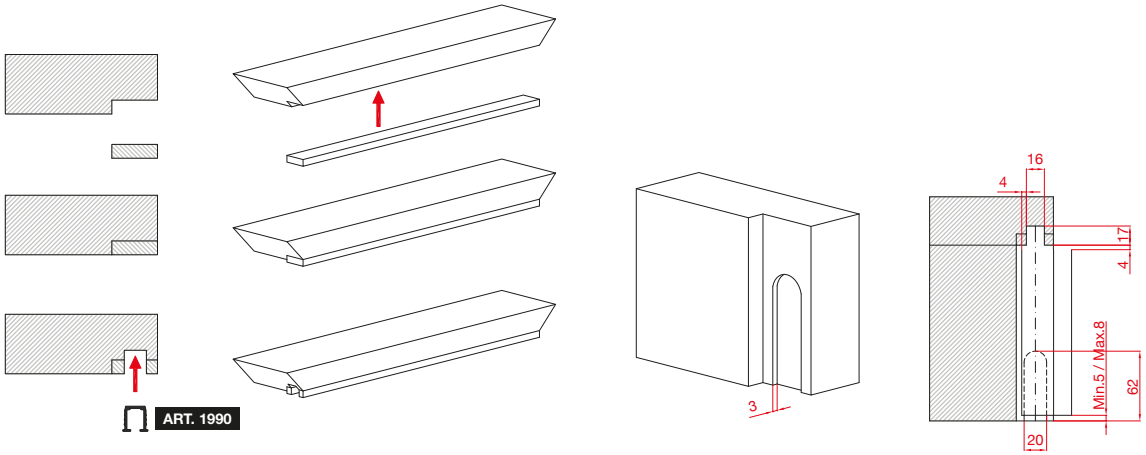

2

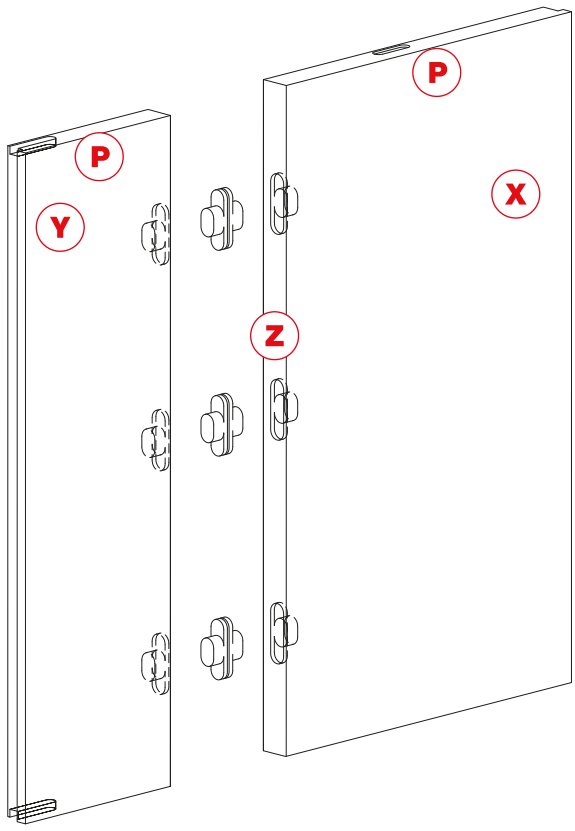

1) CARRY OUT THE SPEFICIED PROCESSING.
2) AS TO MAKE A FOLDING DOOR, IT IS POSSIBLE TO CUT AN HINGED DOOR, FITTING THE SOLID BLOCS IN THE "Z" PARTS, THEN BORDERED AND CUT TO FIT THE HINGES, IN THE "P" POINT, CUT THE UPPER DOOR CLOSING.

1) ESEGUIRE LE LAVORAZIONI INDICATE.
2) PER REALIZZARE LA PORTA PIEGHEVOLE È POSSIBILE TAGLIARE LA PORTA BATTENTE, INSERENDO POI NELLE PARTI "Z" I MASSELLI, SUCCESSIVAMENTE BORDATI E FRESATI PER L'INSERIMENTO DELLE CERNIERE, NEL PUNTO "P" FRESARE LA BATTUTA SUPERIORE

ASSEMBLY DESCRIPTION / DESCRIZIONE MONTAGGIO

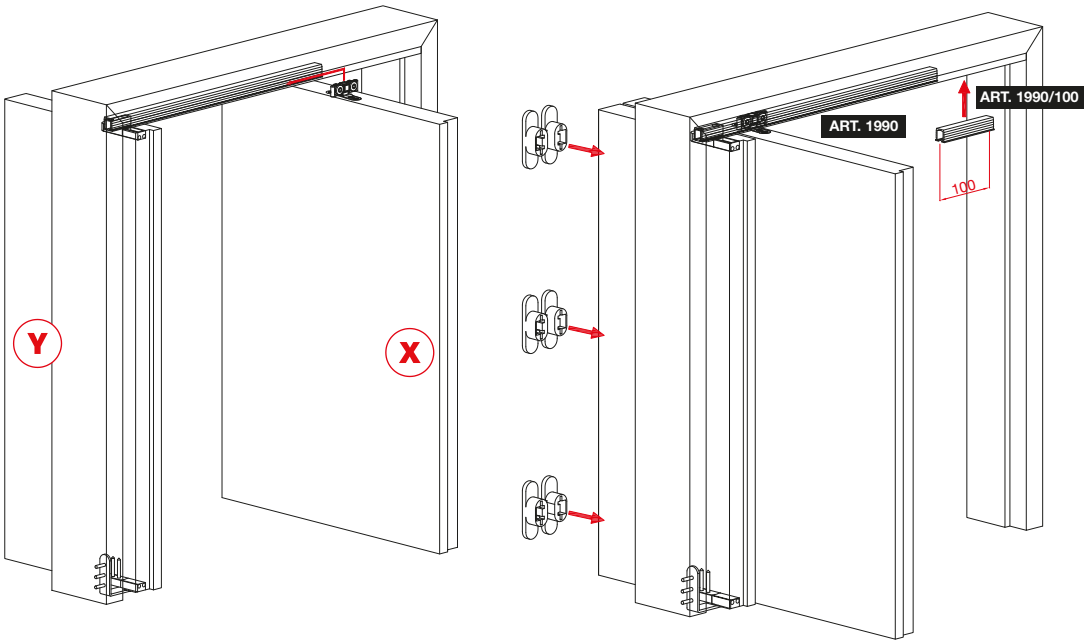

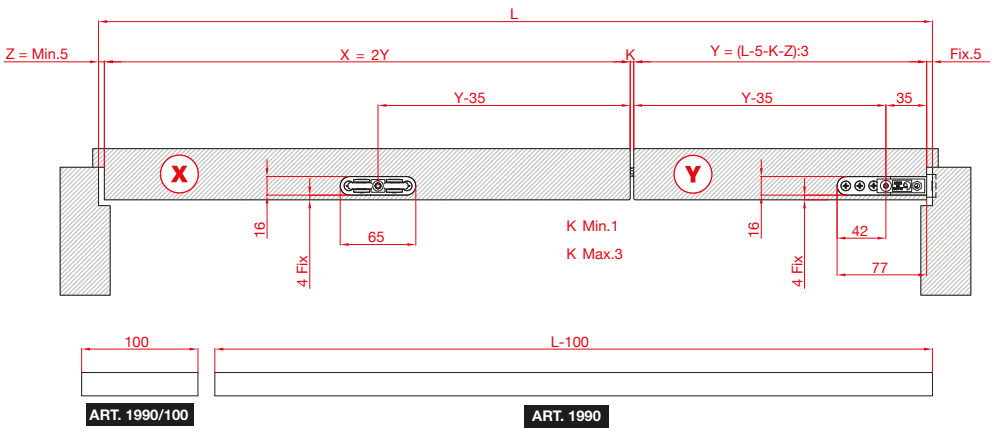

USE DISAPPEARING HINGES.
IT IS POSSIBLE TO FIT ANY HANDLE.

UTILIZZARE CERNIERE A SCOMPARSA.
È POSSIBILE INSERIRE QUALSIASI TIPO DI MANIGLIA.

Foldy

Folding doors with external hinge opening
Porte pieghevoli con apertura tramite cerniere esterne o cardini

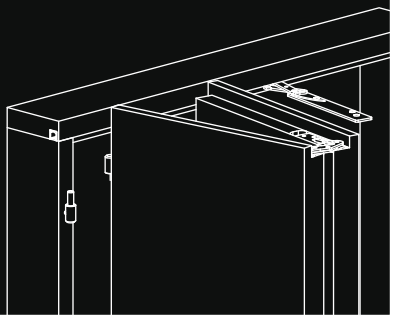

Foldy

Folding door systems
Porte a libro

EN	Folding door with external hinge opening and mechanisms for folding doors with hinge opening.
IT	Porta pieghevole con apertura tramite cerniere esterne e meccanismi per porte a libro con apertura tramite cardini.
FR	Porte pliable avec ouverture par charnières externes. Mécanismes pour portes en accordéon avec ouverture sur pivots.
DE	Faltbare Tür mit Öffnung mittels außen liegende Gelenke. Mechanismus für Falt-Türen mit Öffnung mittels Scharnieren.
ES	Puertas plegables con abertura mediante bisagras externas y mecanismos para puertas plegables con apertura mediante bisagras.

PATENTED

Scheme / Schema

FOLDING DOOR WITH EXTERNAL HINGE OPENING
PORTA PIEGHEVOLE CON APERTURA TRAMITE CERNIERE ESTERNE

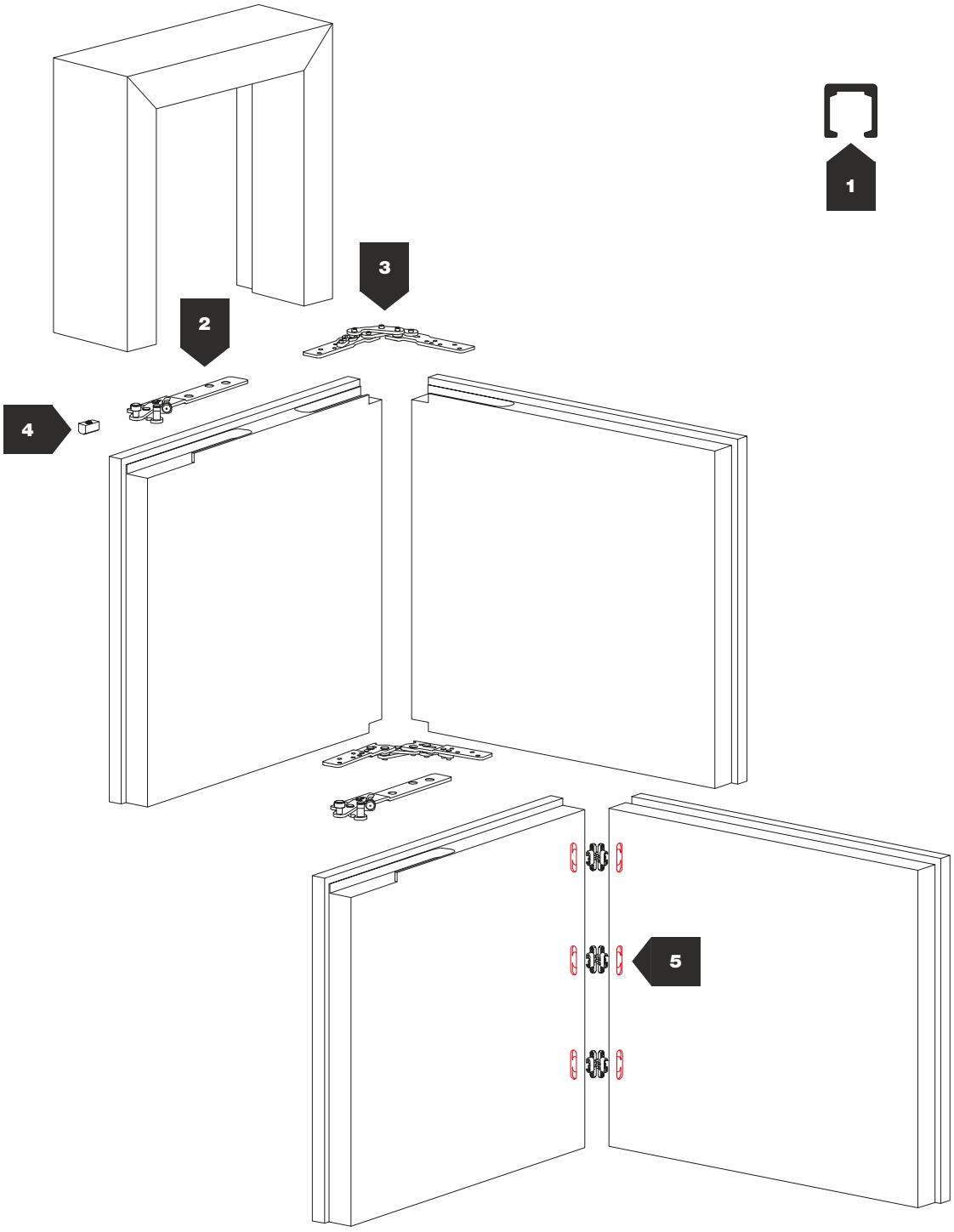

Max. 28 mm

30 ÷ 40 kg

5 mm

N°			KG	
1	1170		40	
2	1172/D/N	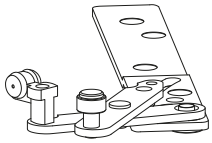	30	
	1172/S/N	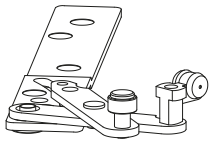	30	
3	1174	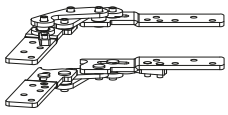	40	
4	1176	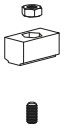	40	

N°			KG	
5	1751/N	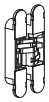	40	
	1753/N	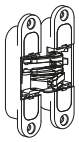	40	
	1755/N	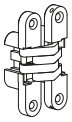	40	
	1757/PI		40	

Foldy

Folding door / Porta a libro
Porte en accordéon / Falt-Tür / Puertas libro

30 Kg

Opening to the left
Apertura a sinistra

CODE	KIT
1172/1176/S/N	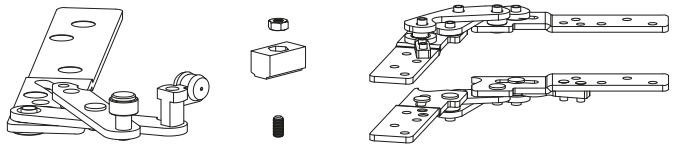

40 Kg

Opening to the left
Apertura a sinistra

CODE	KIT
1172/1751/N/S	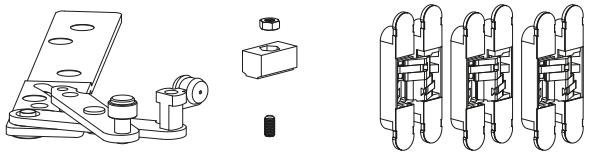
1172/1753/N/S	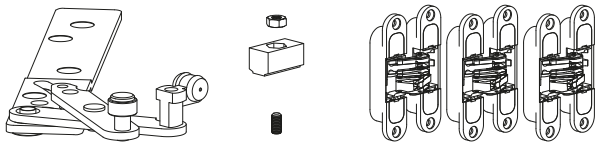
1172/1755/N/S	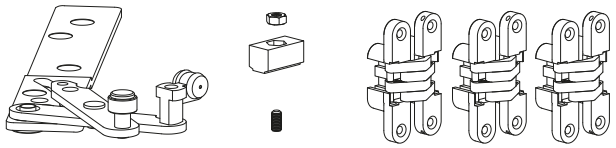
1172/1757/PI/S	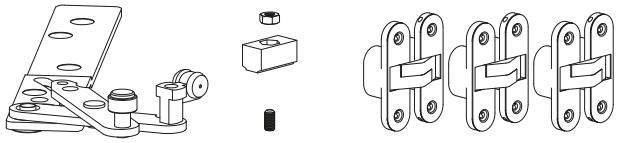

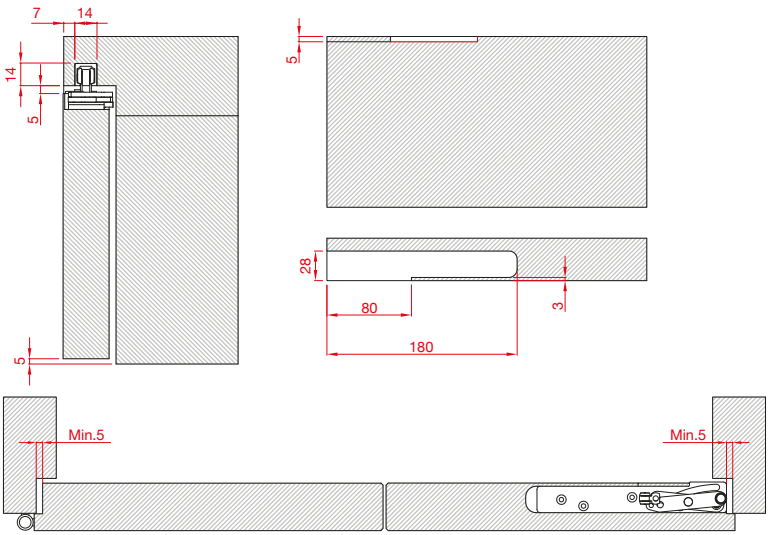

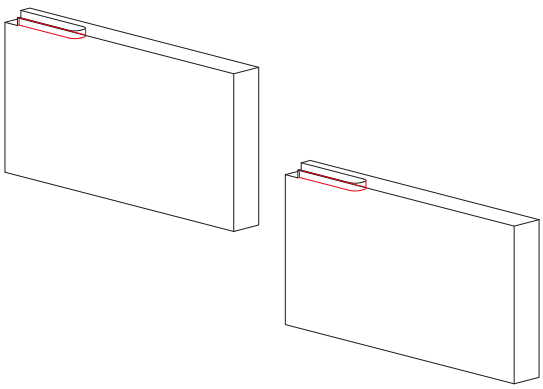

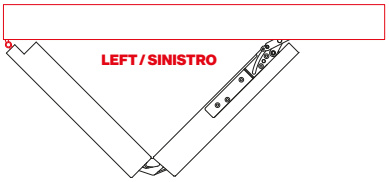

ALUMINIUM TRACKS / BINARI IN ALLUMINIO

ART. 1170

Foldy

CODE	KIT
1172/1176/D/N	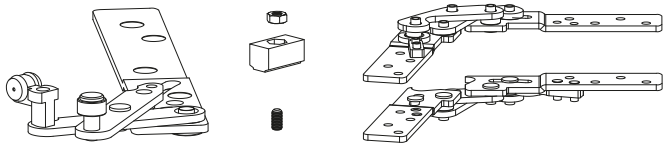

30 Kg

Opening to the right
Apertura a destra

CODE	KIT
1172/1751/N/D	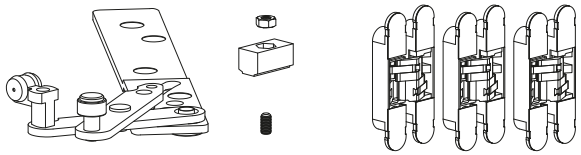
1172/1753/N/D	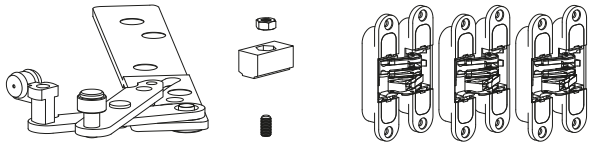
1172/1755/N/D	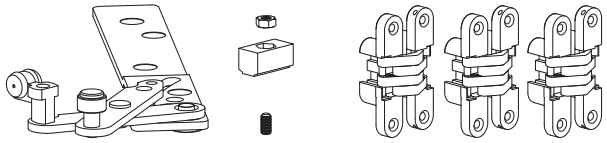
1172/1757/PI/D	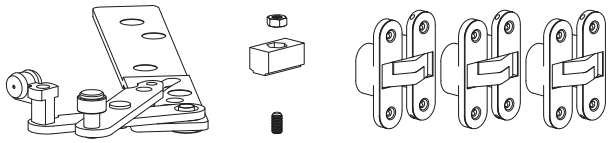

40 Kg

Opening to the right
Apertura a destra

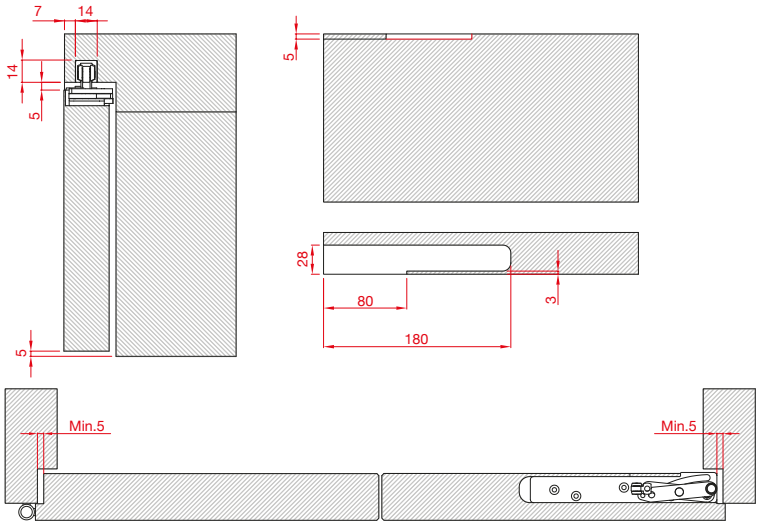

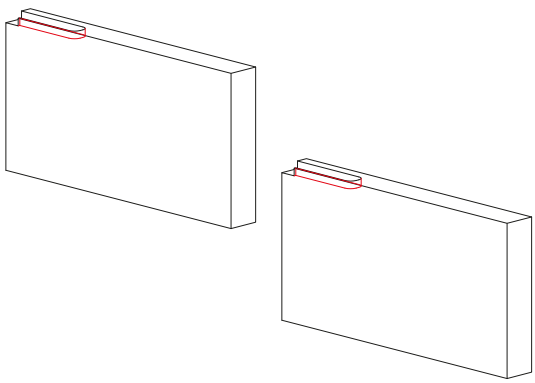

ALUMINIUM TRACKS / BINARI IN ALLUMINIO

ART. 1170

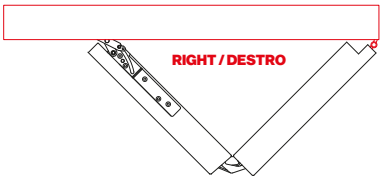

ASSEMBLY EXTERNAL FOLDING DOOR / MONTAGGIO ANTA PIEGHEVOLE ESTERNA

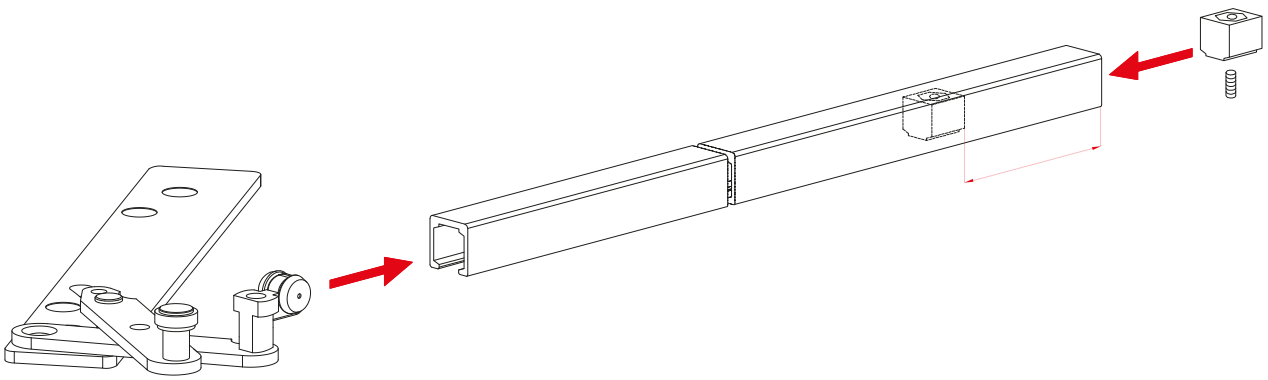

PATENTED

USE Ø 3.5 COUNTERSUNK FLAT-HEAD WOOD SCREWS MAX. Ø 7.
PLACE THE WHEELS OF JOINT ART. 1172 AND STOP ART.1176 IN TRACK ART. 1170.
UTILIZZARE VITI PER LEGNO Ø 3,5 CON TESTA PIANA SVASATA Ø 7 MAX.
POSIZIONARE I CARRELLINI DELLO SNODO ART. 1172 E IL FERMO ART. 1176 NEL BINARIO ART. 1170.

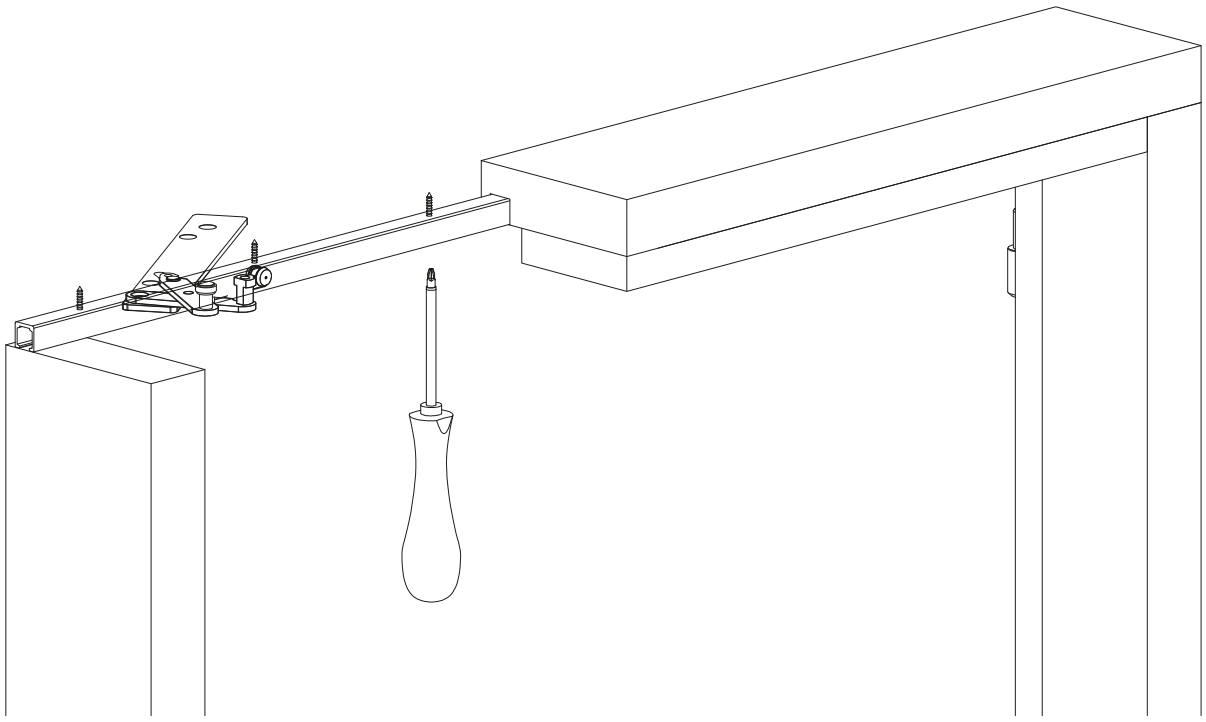

AFFIX TRACK ART. 1170 WITH ART.1172 AND STOP ART. 1176 TO THE FRAME.
FISSARE IL BINARIO ART. 1170 CON L'ART. 1172 E IL FERMO ART. 1176 NEL TELAIO.

ASSEMBLY EXTERNAL FOLDING DOOR / MONTAGGIO ANTA PIEGHEVOLE ESTERNA

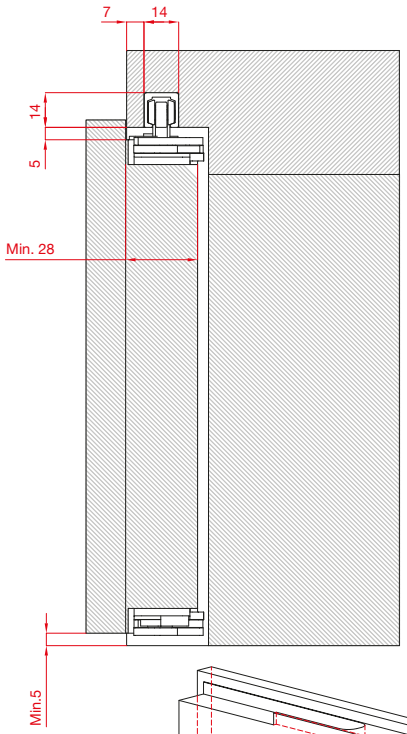

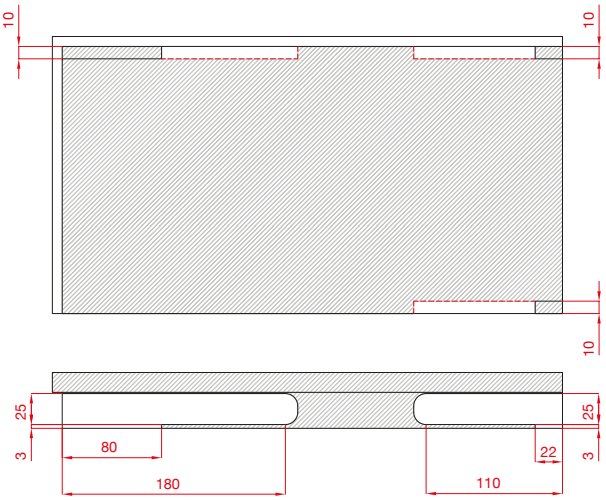

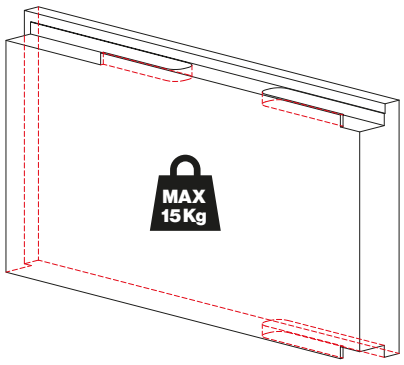

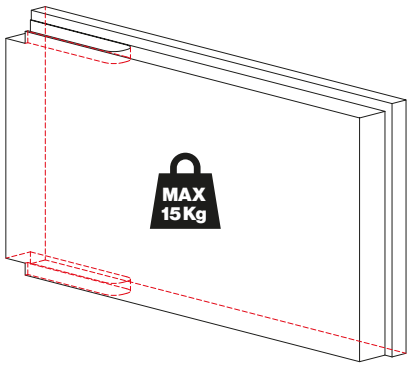

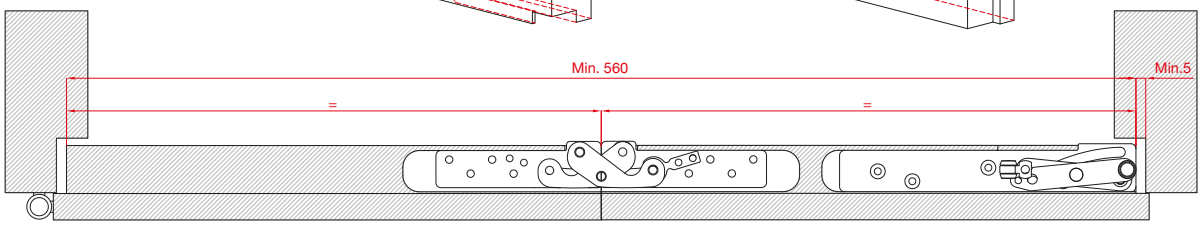

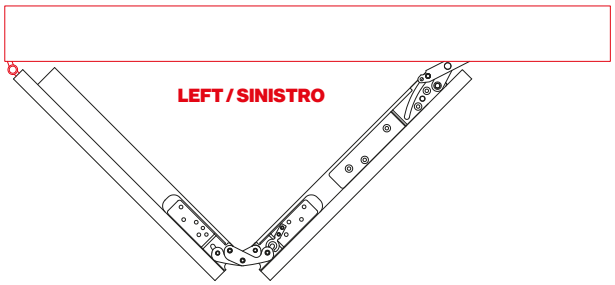

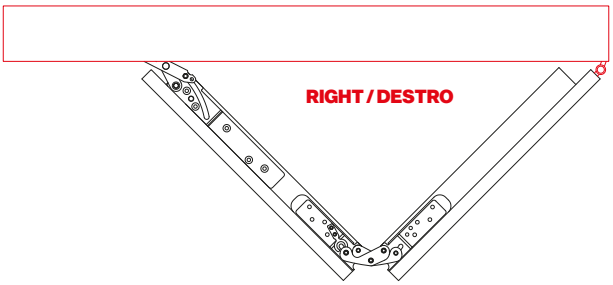

ONLY MILL THE LOWER PART OF THE DOOR
FRESARE SOLO NELLA PARTE INFERIORE DELLA PORTA

Scheme / Schema

FOLDING DOORS WITH EQUALLY SPACED PANELS
PORTE A LIBRO CON ANTE PARI RAVVICINATE

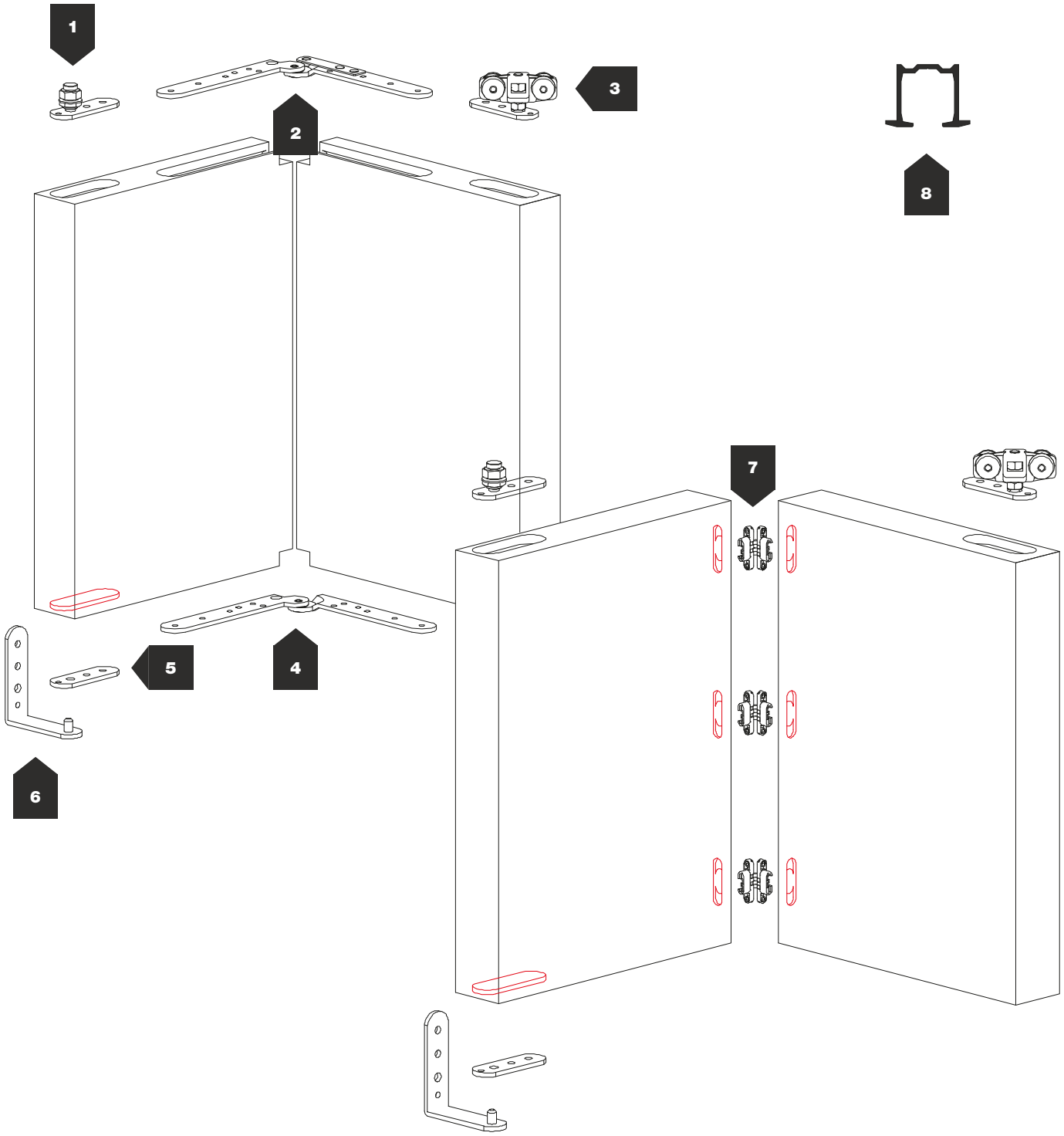

Min. 28 mm

30 ÷ 40 kg

5 mm

Foldy

N°			KG	
1	1133	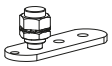	30÷40	
2	1135	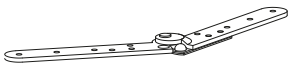	30÷40	
3	1137		30÷40	
4	1138	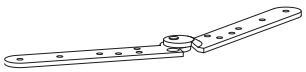	30÷40	
5	1136	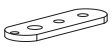	30÷40	
6	1134	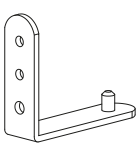	30÷40	

N°			KG	
7	1751/N	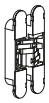	30÷40	
	1753/N	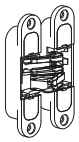	30÷40	
	1755/N	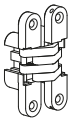	30÷40	
	1757/PI		30÷40	
8	2670		30÷40	

Scheme / Schema

FOLDING DOORS WITH UNEQUALLY SPACED PANELS
PORTE A LIBRO CON ANTE DISUGUALI RAVVICINATE

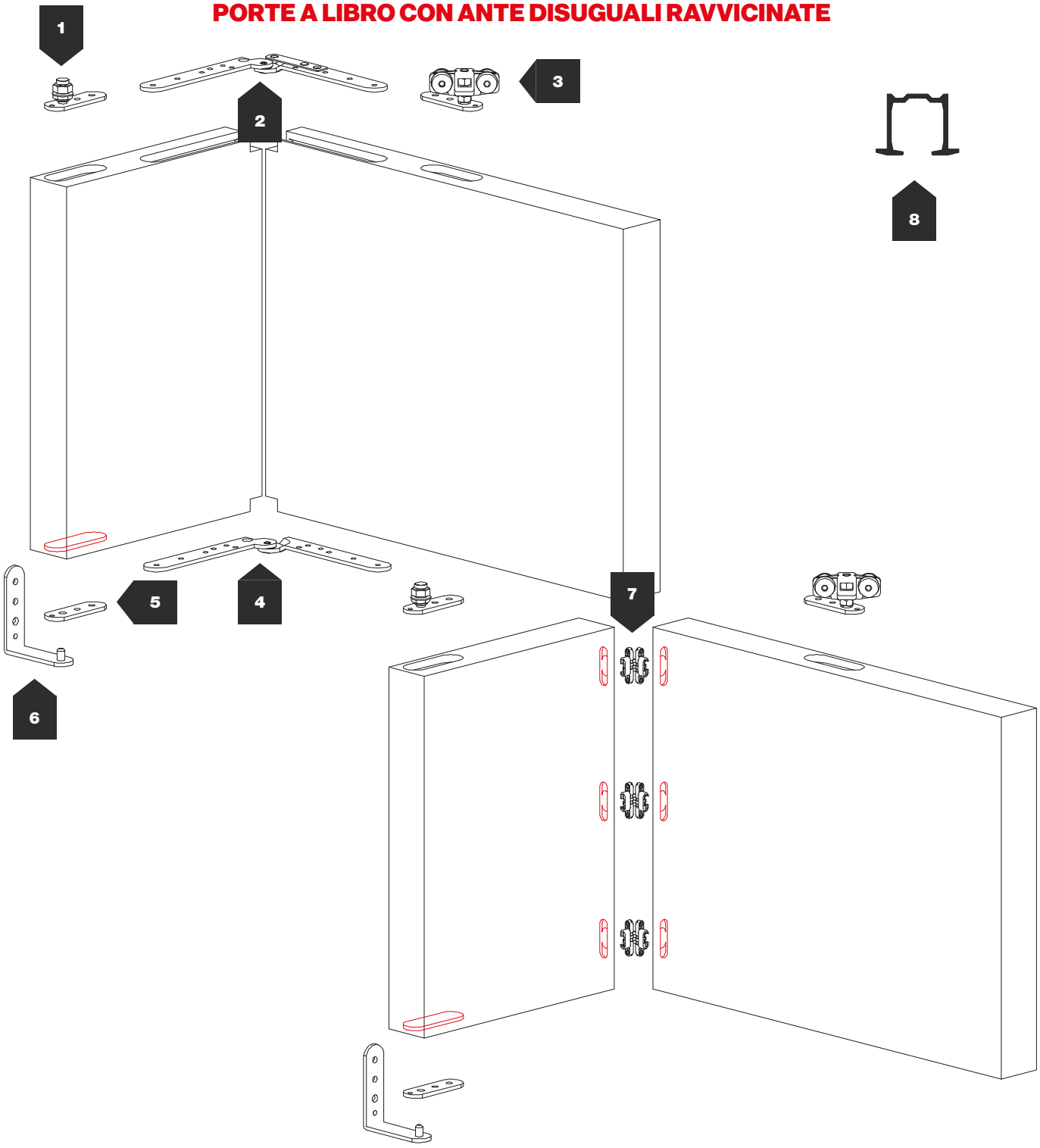

Min. 28 mm

30 ÷ 40 kg

5 mm

Foldy

N°			KG	
1	1133	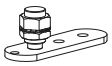	30÷40	
2	1135	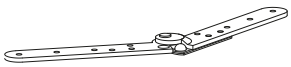	30÷40	
3	1137		30÷40	
4	1138	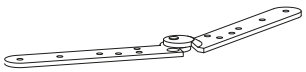	30÷40	
5	1136	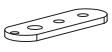	30÷40	
6	1134	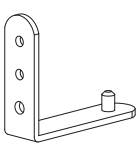	30÷40	

N°			KG	
7	1751/N	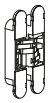	30÷40	
	1753/N	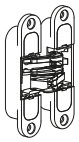	30÷40	
	1755/N	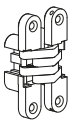	30÷40	
	1757/PI		30÷40	
8	2670		30÷40	

Scheme / Schema

TWO FOLDING DOORS
DUE PORTE A LIBRO

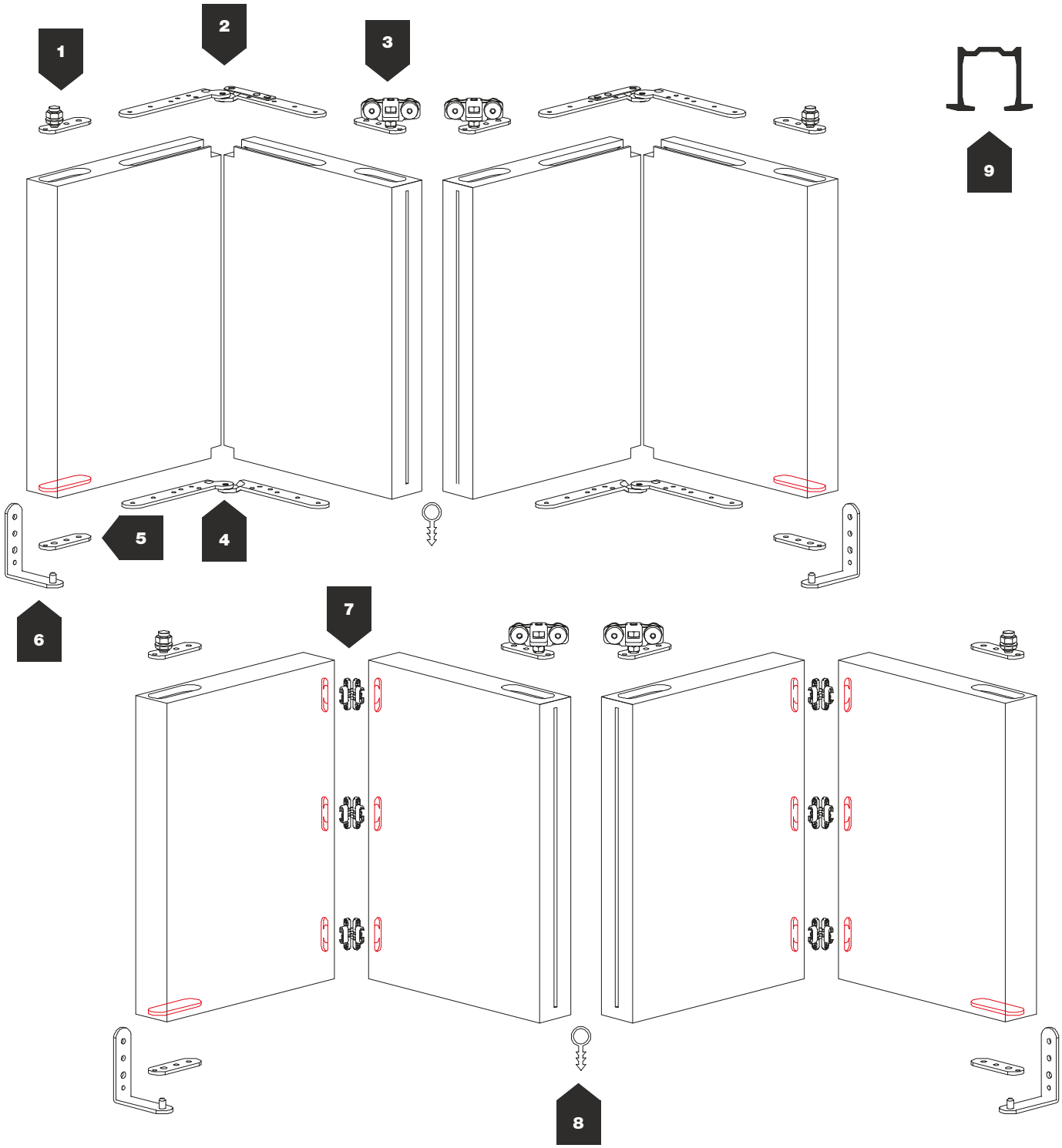

Min. 28 mm

30 ÷ 40 kg

5 mm

N°			KG	
1	1133	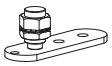	30÷40	
2	1135	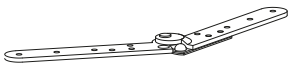	30÷40	
3	1137		30÷40	
4	1138	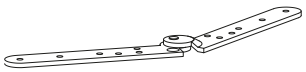	30÷40	
5	1136	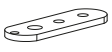	30÷40	
6	1134	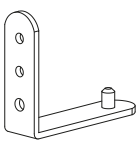	30÷40	

N°			KG	
7	1751/N	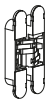	30÷40	
	1753/N	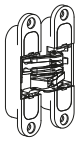	30÷40	
	1755/N	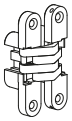	30÷40	
	1757/PI		30÷40	
8	894		30÷40	
9	2670		30÷40	

Foldy

Folding door / Porta a libro
Porte en accordéon / Falt-Tür / Puertas libro

30 Max. 30 Kg

With hinges
Con cardini

CODE	KIT
1133-1137	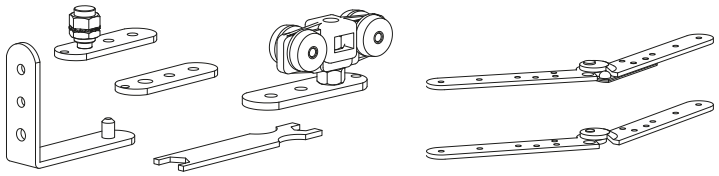

40 Max. 40 Kg

With hinges
Con cerniere

CODE	KIT
1133/1751/N	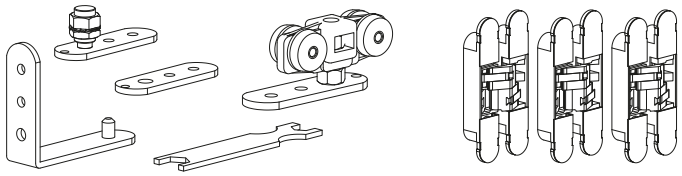
1133/1753/N	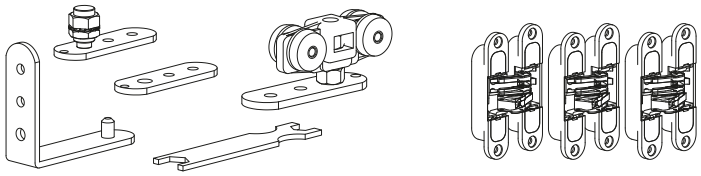
1133/1755/N	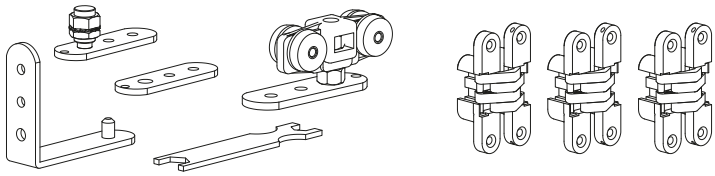
1133/1757/PI	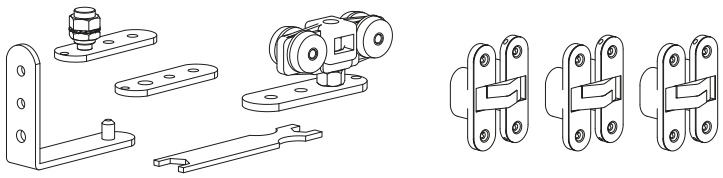

ALUMINIUM TRACKS / BINARI IN ALLUMINIO

ART. 2670

ASSEMBLY FOLDING DOORS WITH EQUALLY SPACED PANELS
MONTAGGIO PORTE A LIBRO CON ANTE PARI RAVVICINATE

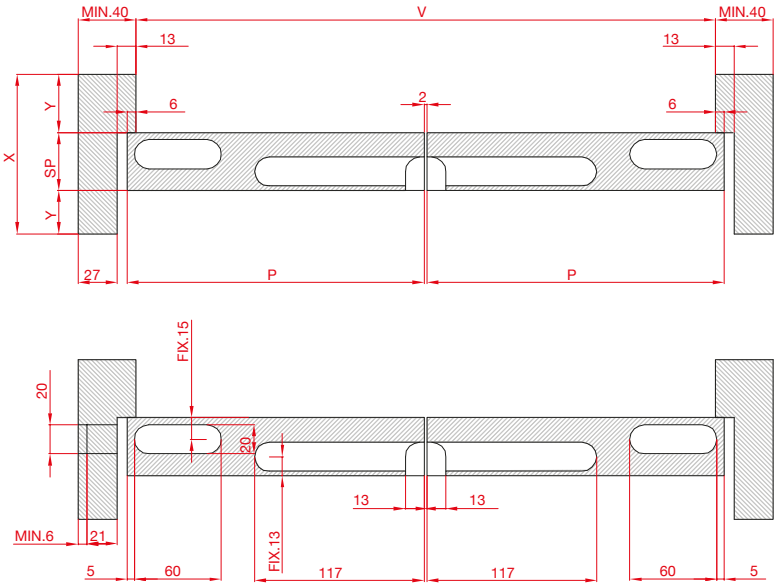

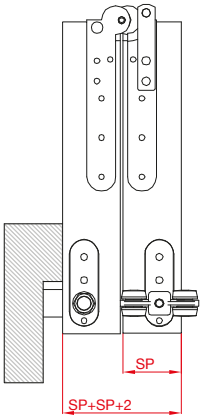

P=(V/2)+5
Y=(X-SP)/2
SP=MIN.28
V = MIN.400

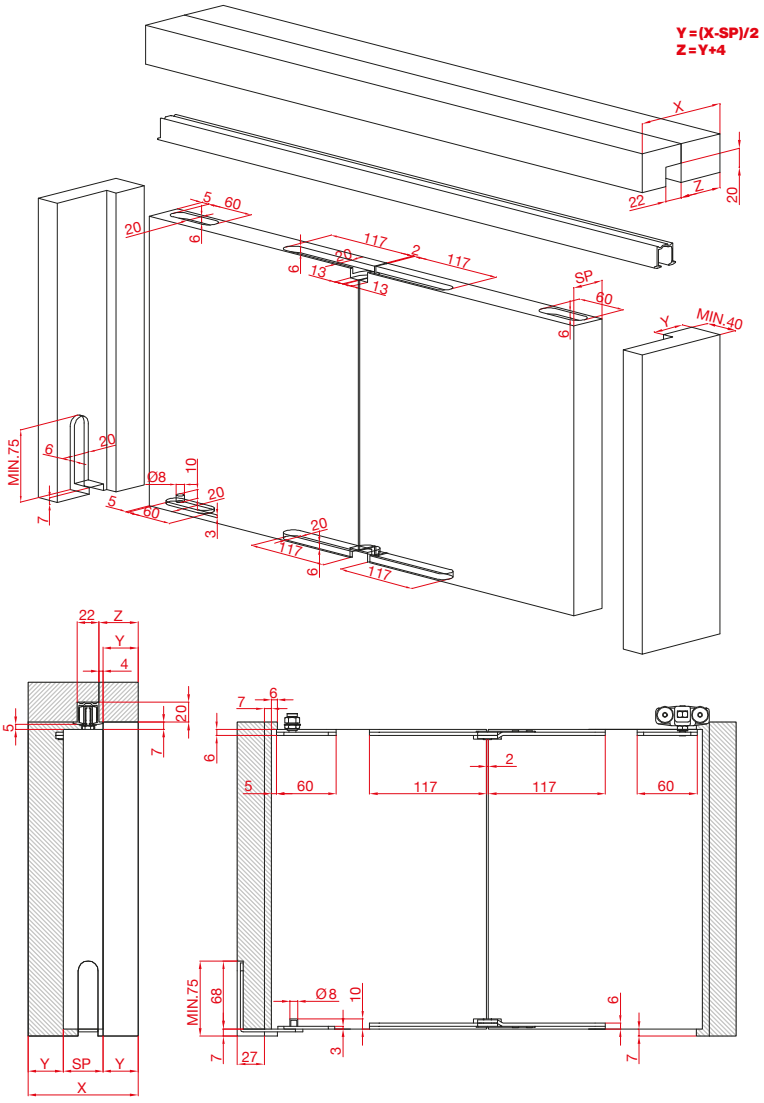

ASSEMBLY FOLDING DOORS WITH EQUALLY SPACED PANELS
MONTAGGIO PORTE A LIBRO CON ANTE PARI RAVVICINATE

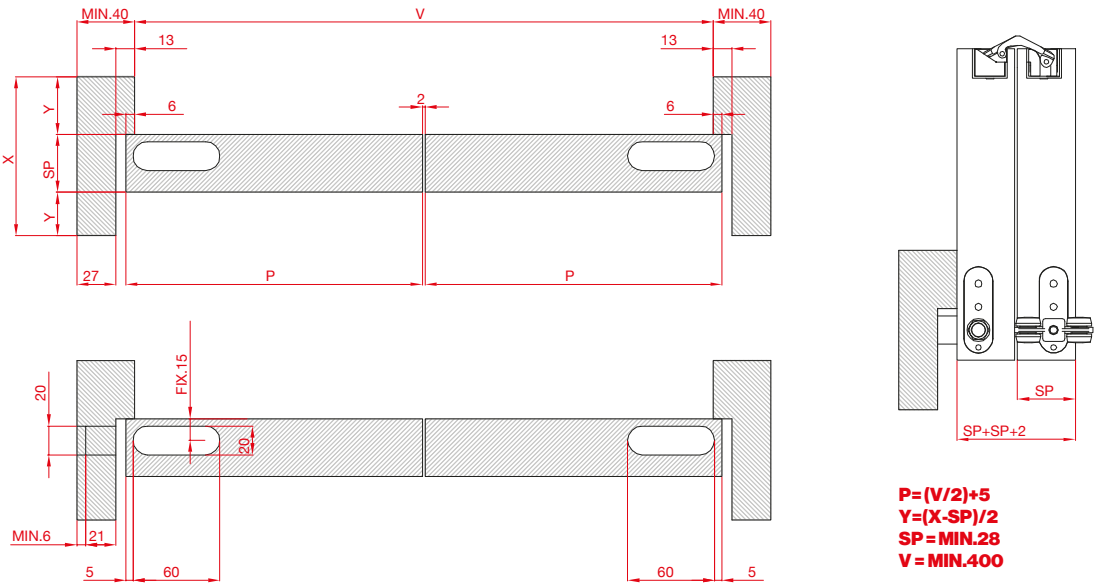

P=(V/2)+5
Y=(X-SP)/2
SP=MIN.28
V=MIN.400

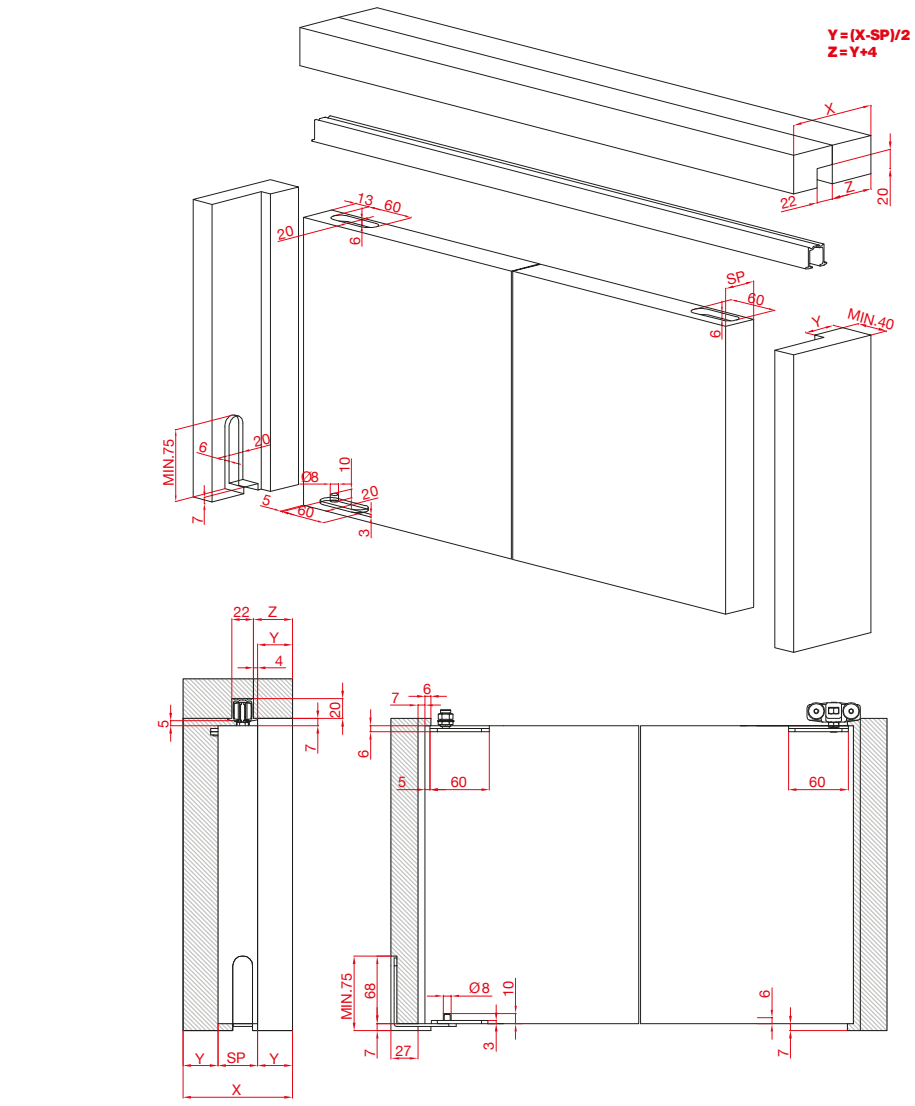

ASSEMBLY FOLDING DOORS WITH UNEQUALLY SPACED PANELS
MONTAGGIO PORTE A LIBRO CON ANTE DISUGUALI RAVVICINATE

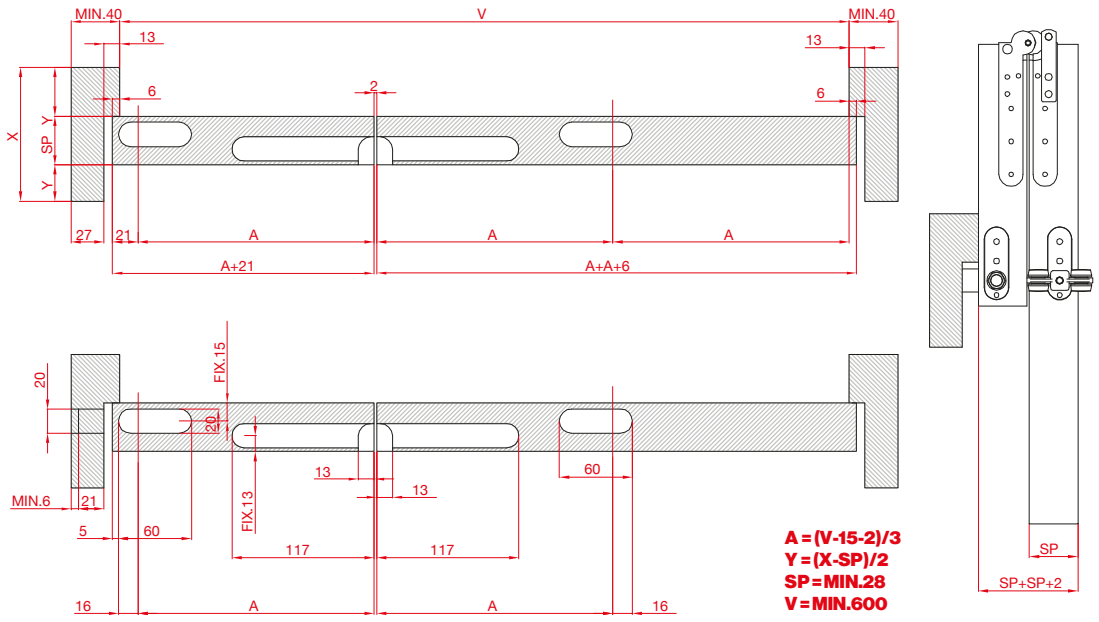

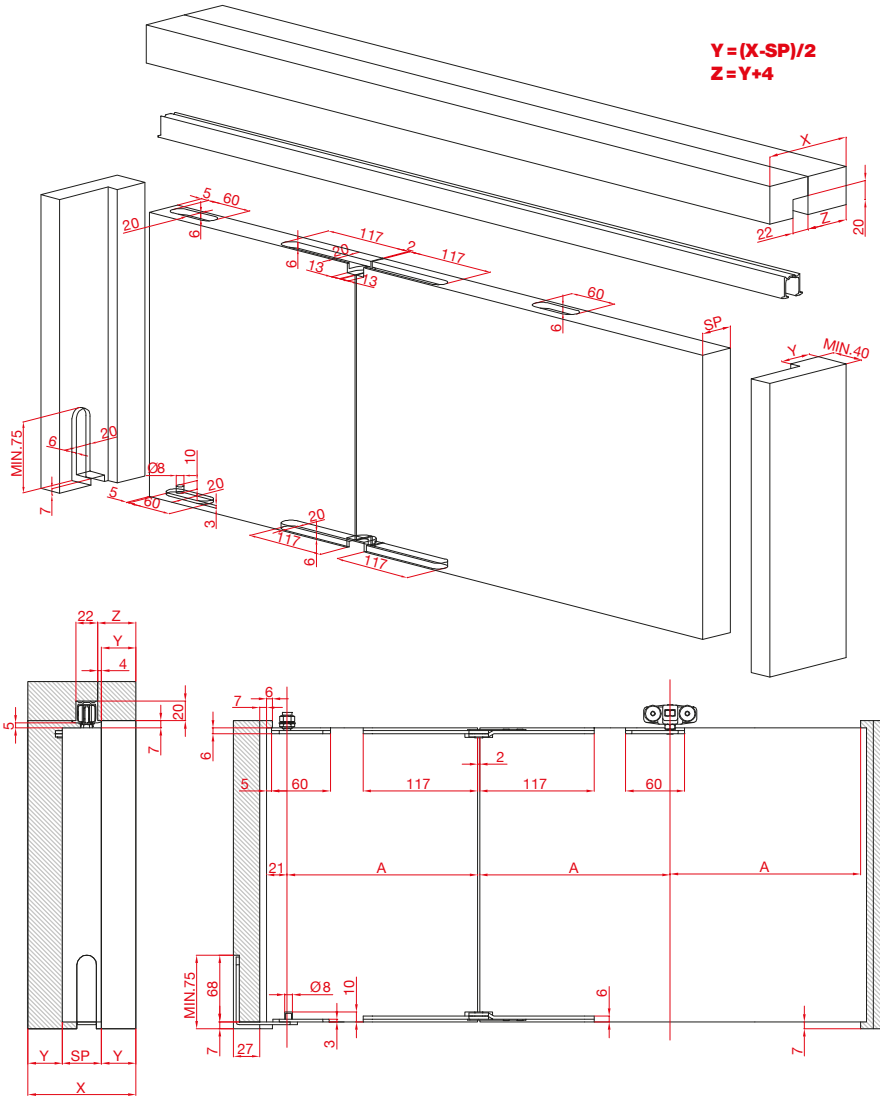

ASSEMBLY FOLDING DOORS WITH UNEQUALLY SPACED PANELS
MONTAGGIO PORTE A LIBRO CON ANTE DISUGUALI RAVVICINATE

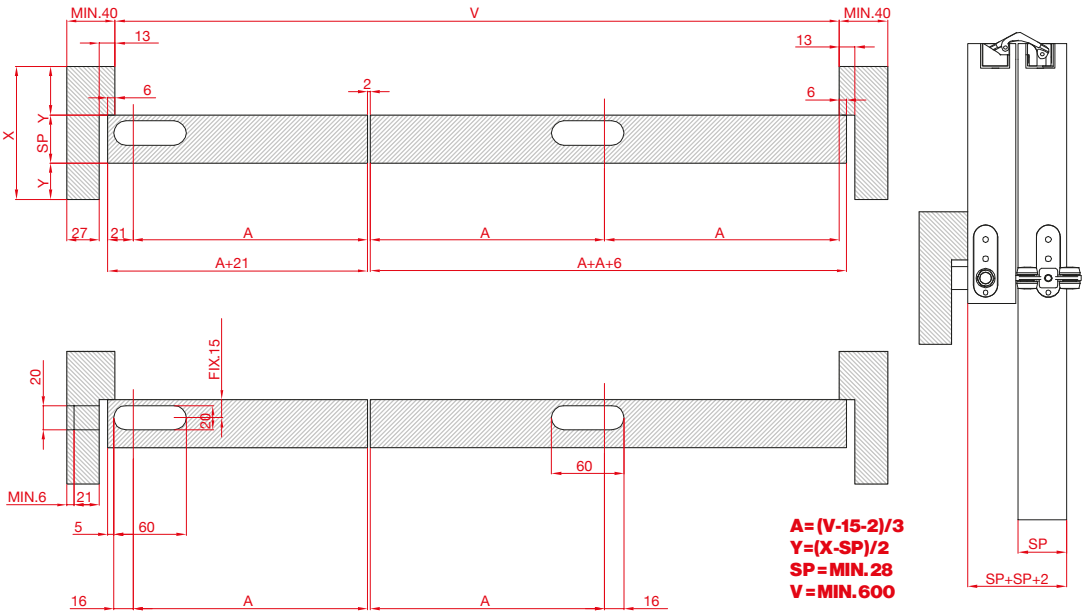

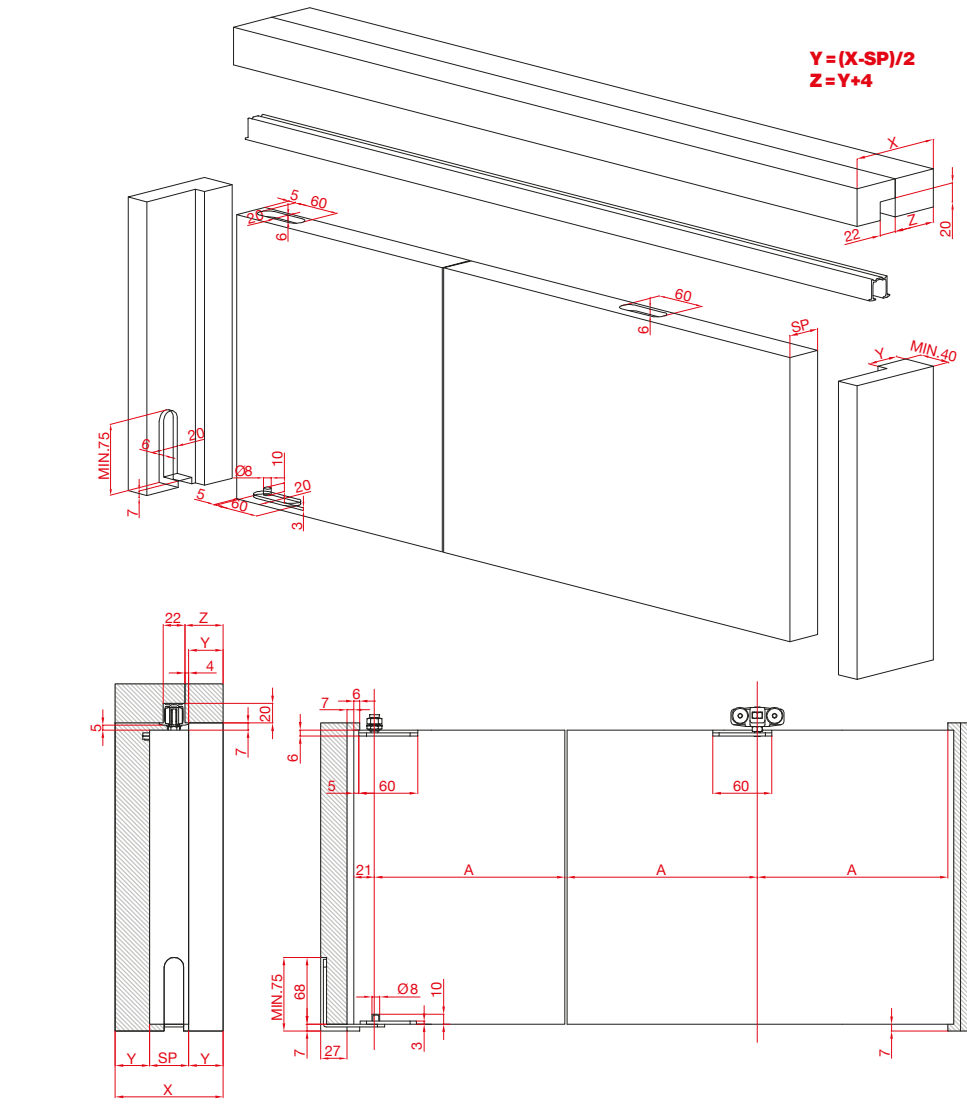

ASSEMBLY TWO FOLDING DOORS
MONTAGGIO DUE PORTE A LIBRO

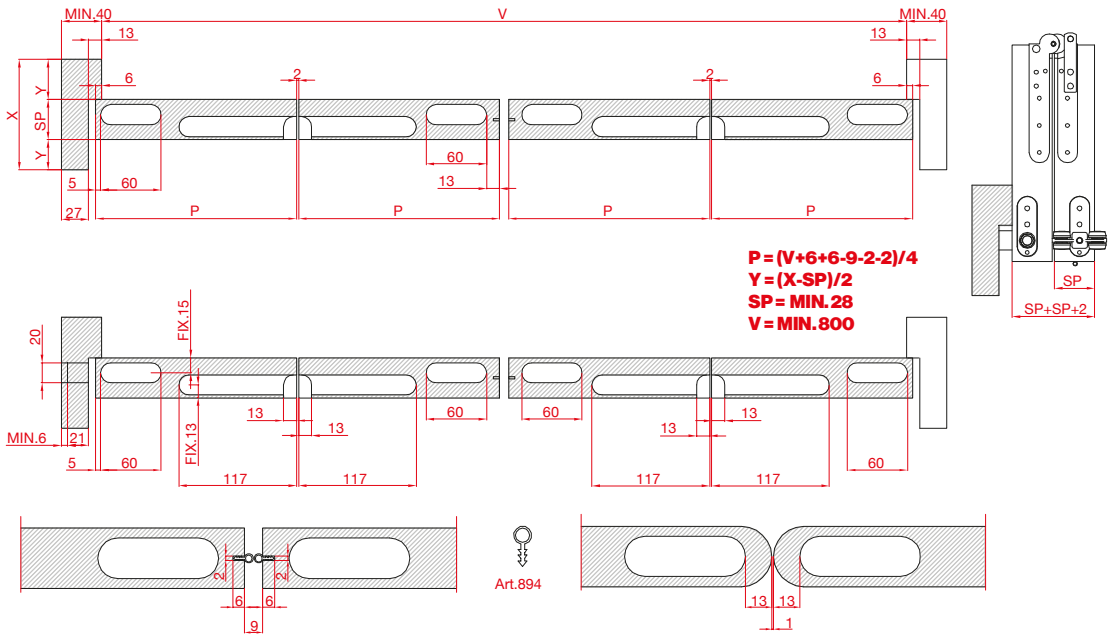

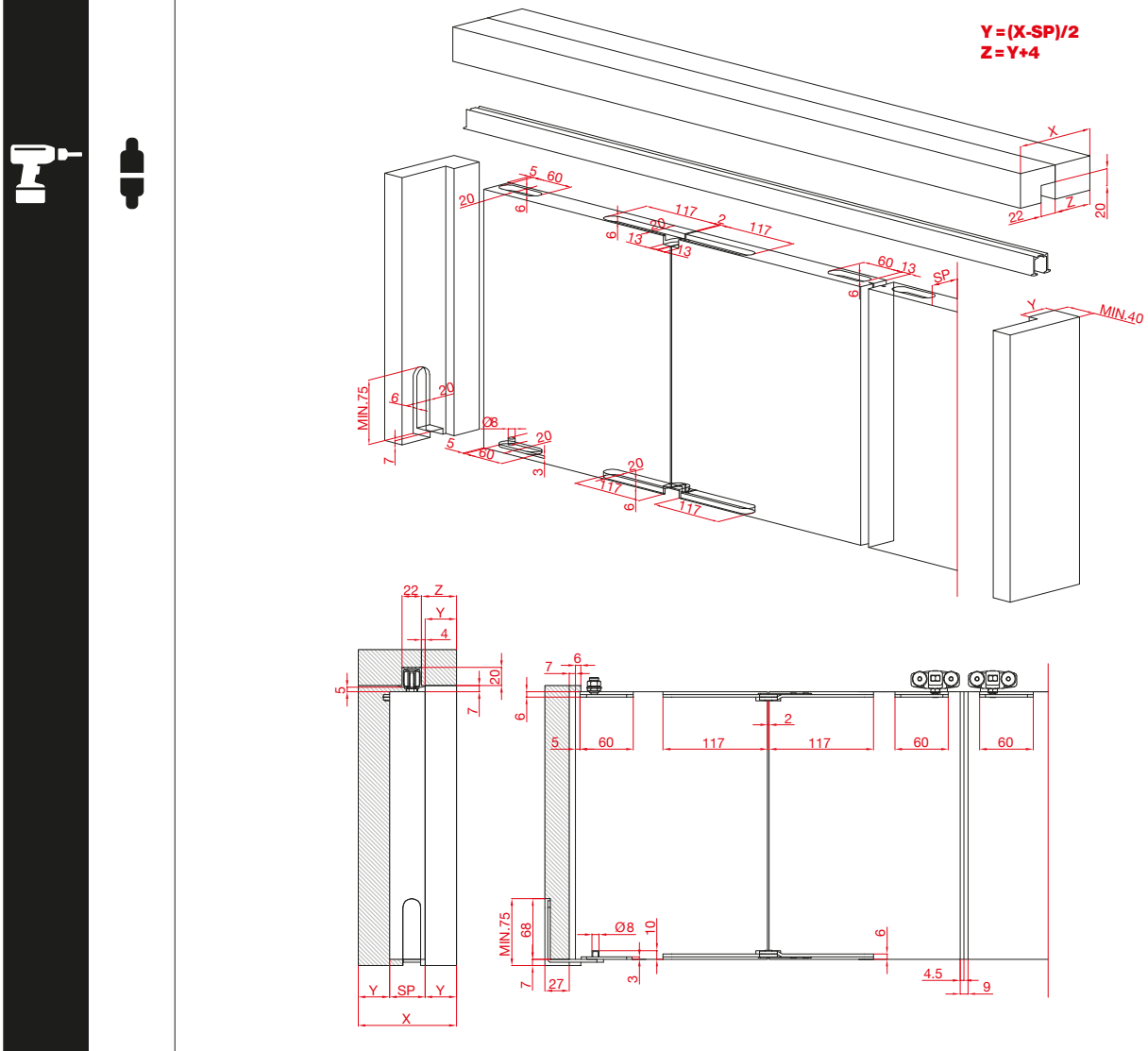

ASSEMBLY TWO FOLDING DOORS
MONTAGGIO DUE PORTE A LIBRO

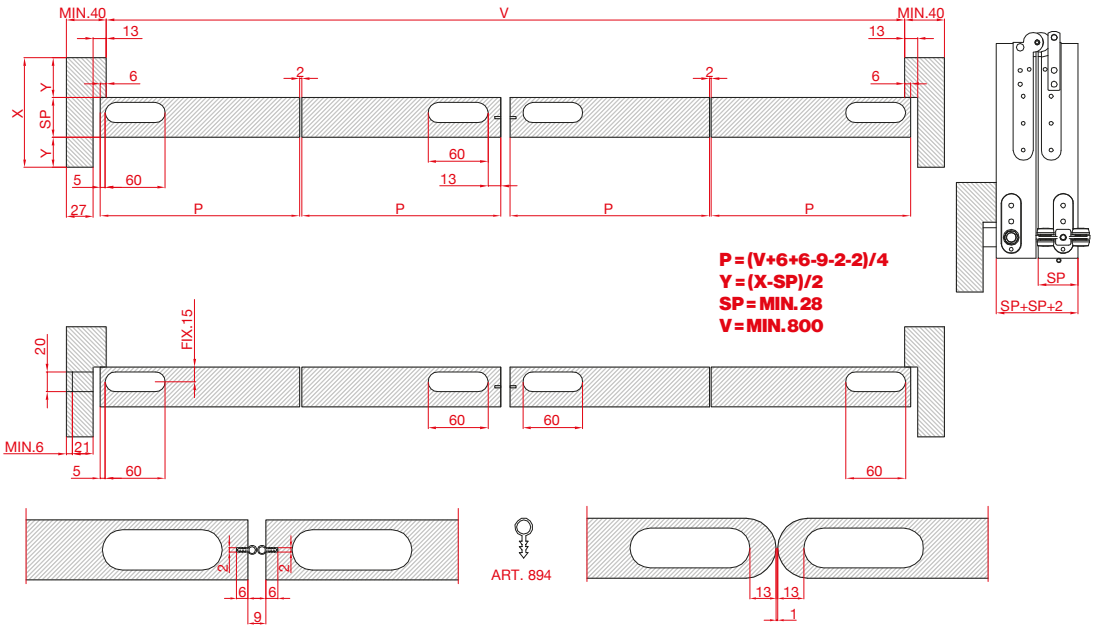

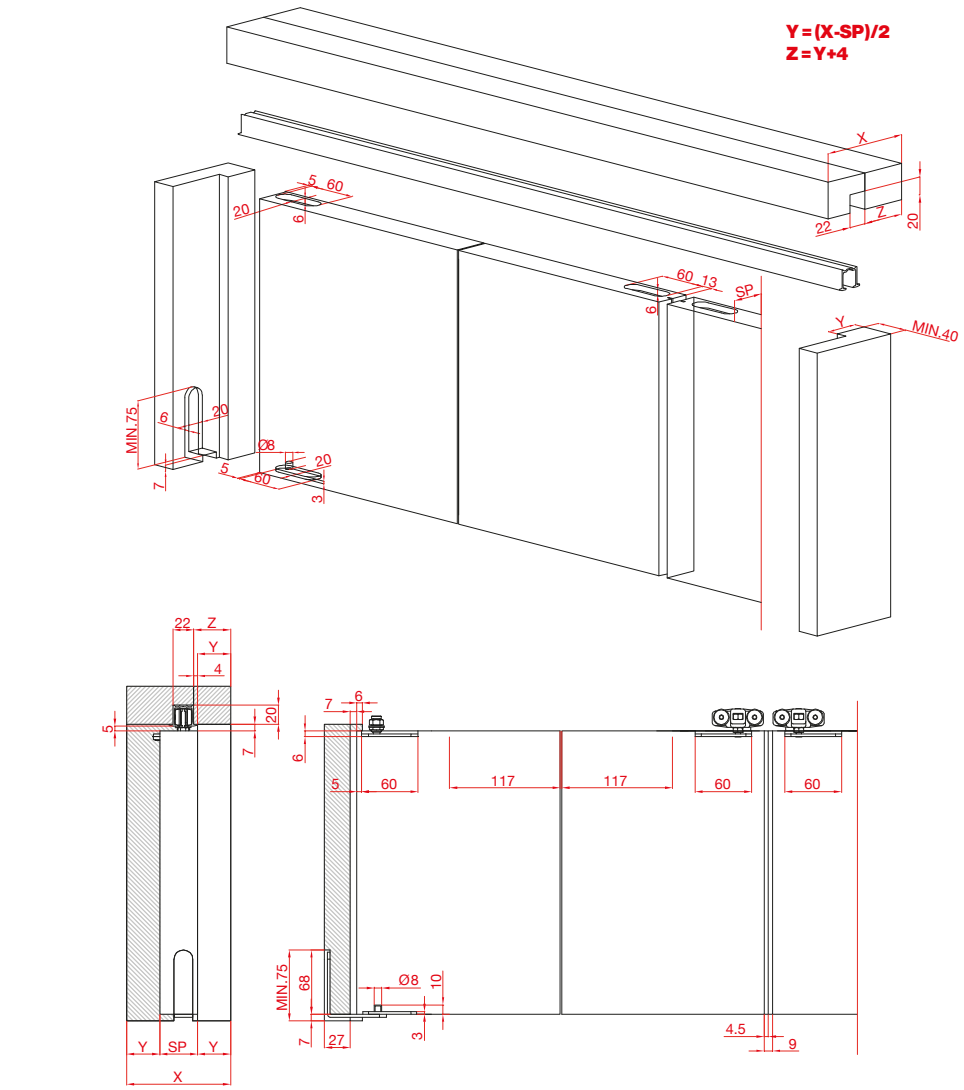

Scheme / Schema

FOLDING DOORS WITH EQUALLY SPACED PANELS
PORTE A LIBRO CON ANTE PARI DISTANZIATE

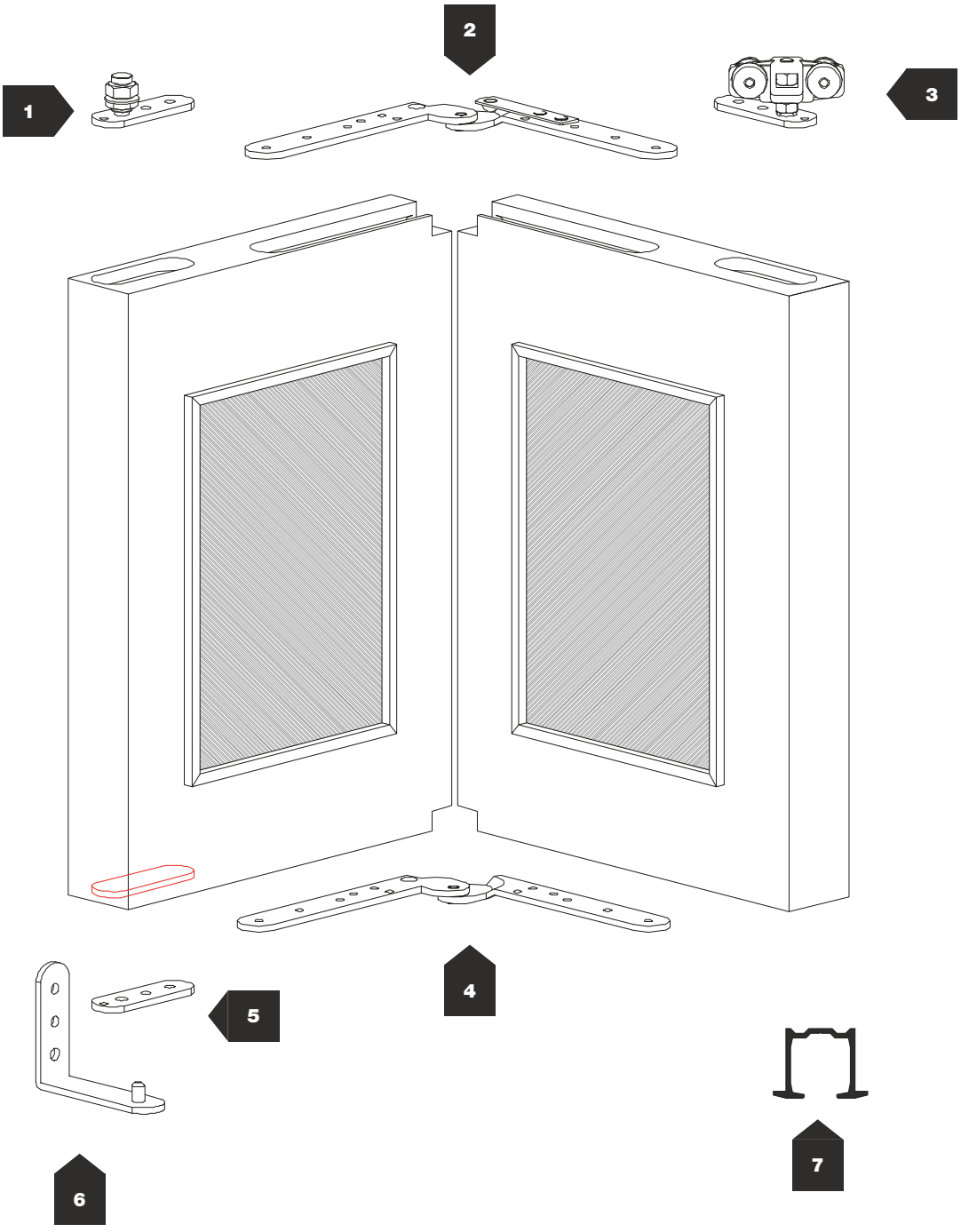

Min. 28 mm

30 ÷ 40 kg

5 mm

N°			KG	
1	1133	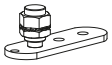	30÷40	
2	1145		30÷40	
3	1137		30÷40	
4	1148		30÷40	

N°			KG	
5	1136	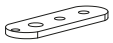	30÷40	
6	1144	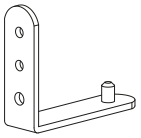	30÷40	
7	2670		30÷40	

Scheme / Schema

FOLDING DOORS WITH EQUALLY SPACED PANELS
PORTE A LIBRO CON ANTE DISUGUALI DISTANZIATE

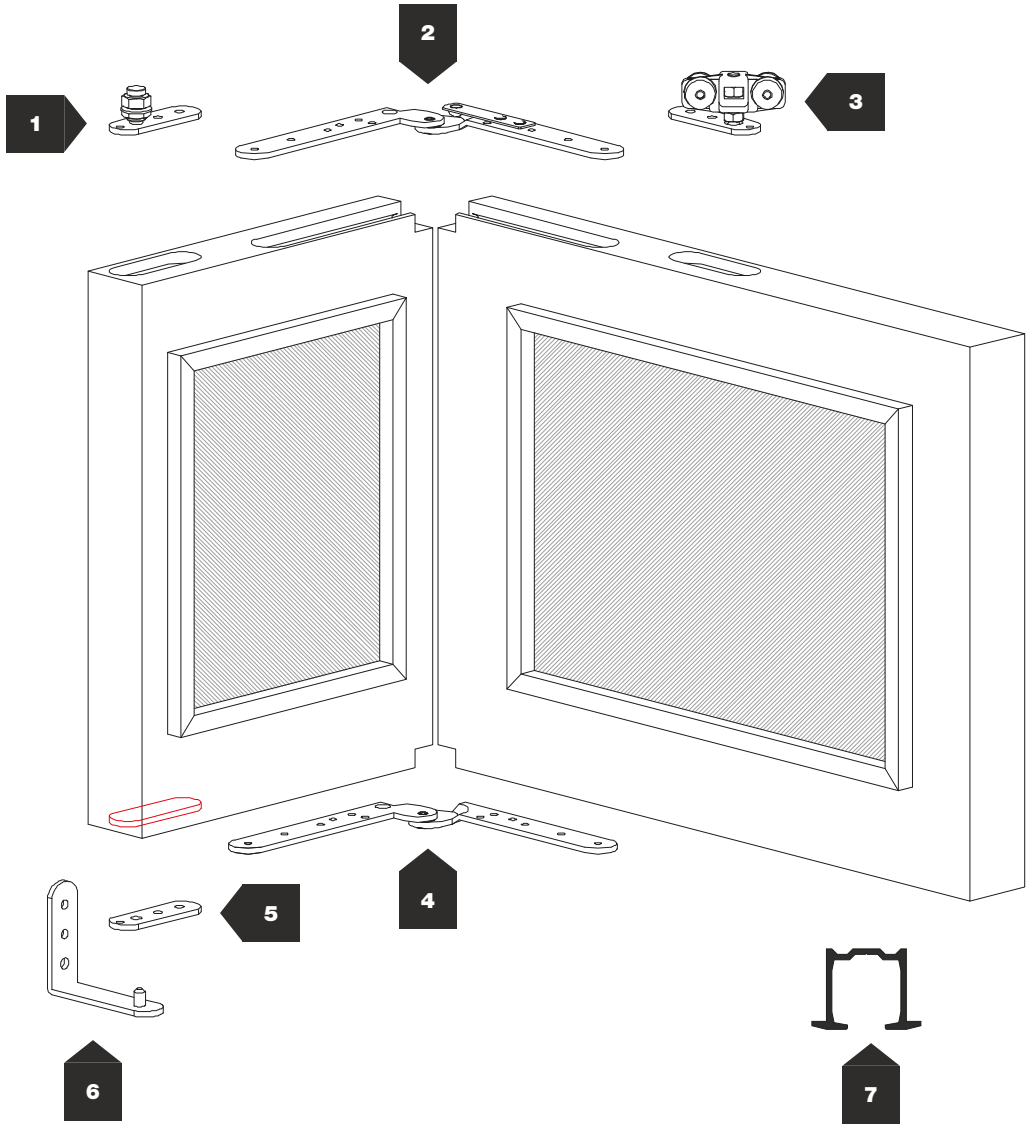

Min. 28 mm

30 ÷ 40 kg

5 mm

Folding door / Porta a libro
Porte en accordéon / Falt-Tür / Puertas libro

N°			KG	
1	**1133**	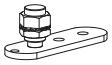	30÷40	
2	**1145**		30÷40	
3	**1137**		30÷40	
4	**1148**		30÷40	

N°			KG	
5	**1136**	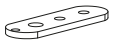	30÷40	
6	**1144**	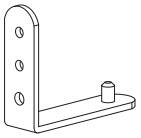	30÷40	
7	**2670**		30÷40	

Scheme / Schema

TWO FOLDING DOORS
DUE PORTE A LIBRO

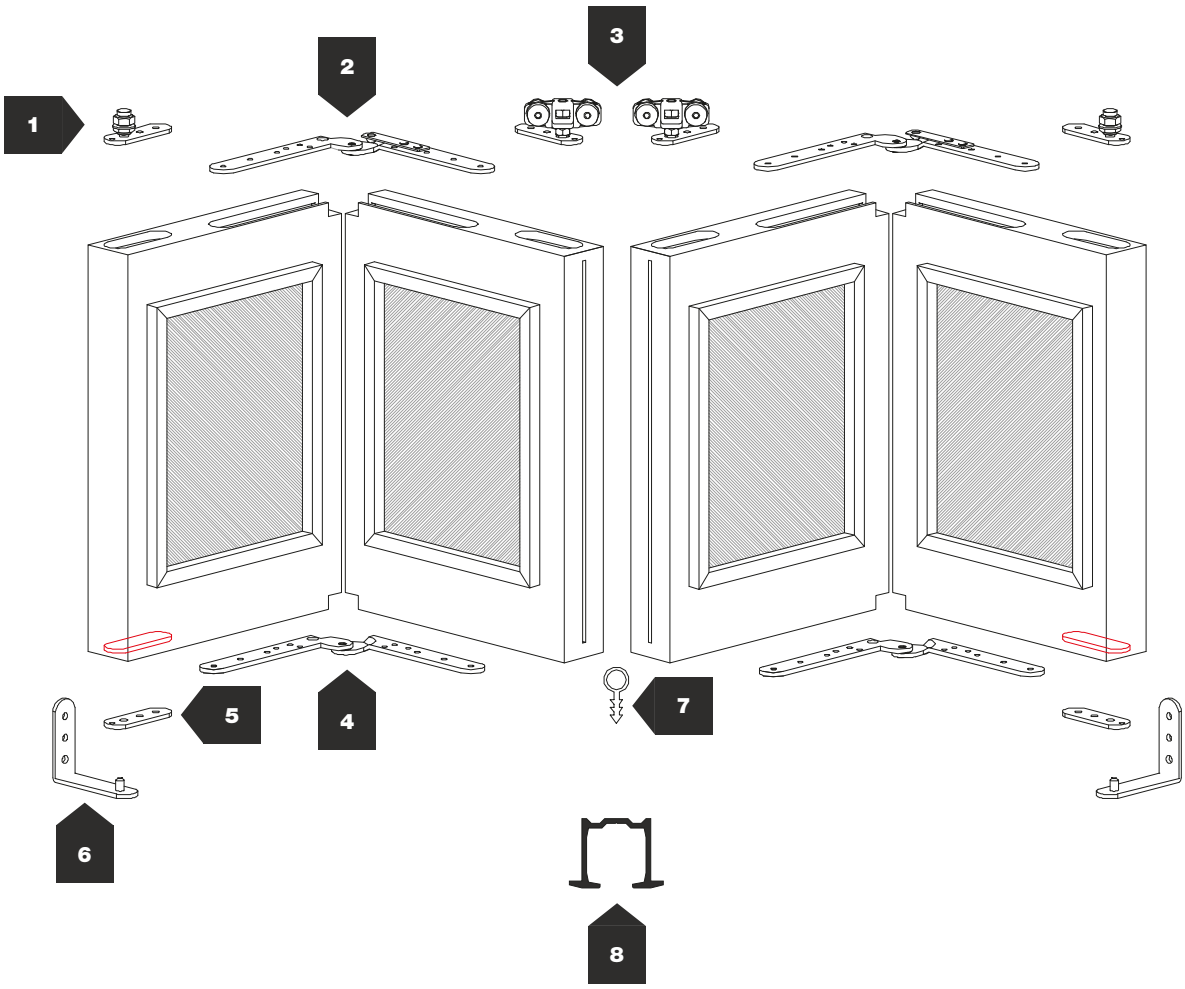

Min. 28 mm

30 ÷ 40 kg

5 mm

N°			KG	
1	1133	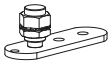	30÷40	
2	1145		30÷40	
3	1137		30÷40	
4	1148		30÷40	

N°			KG	
5	1136	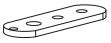	30÷40	
6	1144	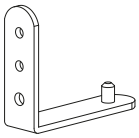	30÷40	
7	894		30÷40	
8	2670		30÷40	

Foldy

Folding door / Porta a libro
Porte en accordéon / Falt-Tür / Puertas libro

30 Max. 30 Kg

With hinges
Con cardini

CODE	KIT
1145-1148	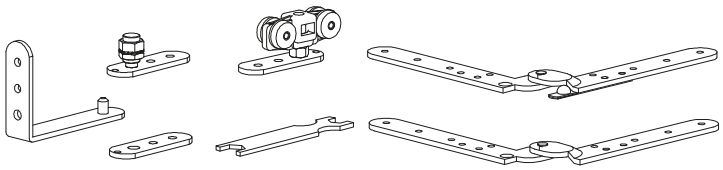

ALUMINIUM TRACKS / BINARI IN ALLUMINIO

ART. 2670

ASSEMBLY FOLDING DOORS WITH EQUALLY SPACED PANELS
MONTAGGIO PORTE A LIBRO CON ANTE PARI DISTANZIATE

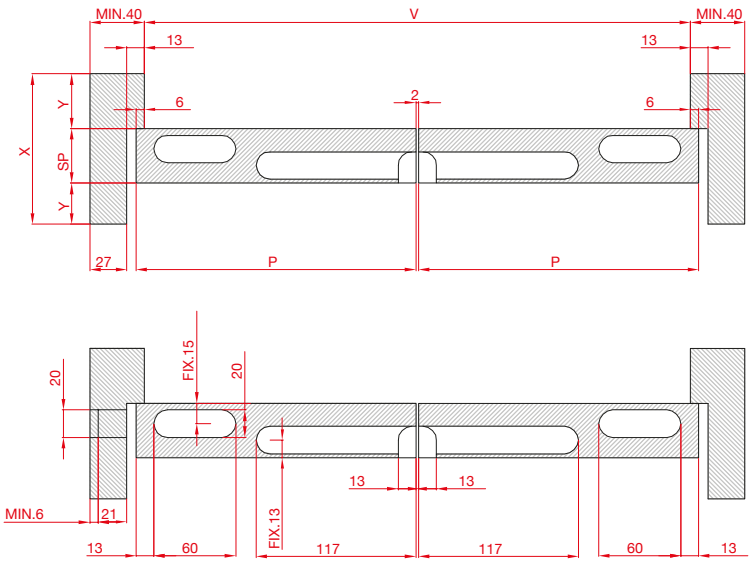

P = (V/2)+5
Y = (X-SP)/2
SP = MIN. 28
V = MIN. 400

Y = (X-SP)/2
Z = Y+4

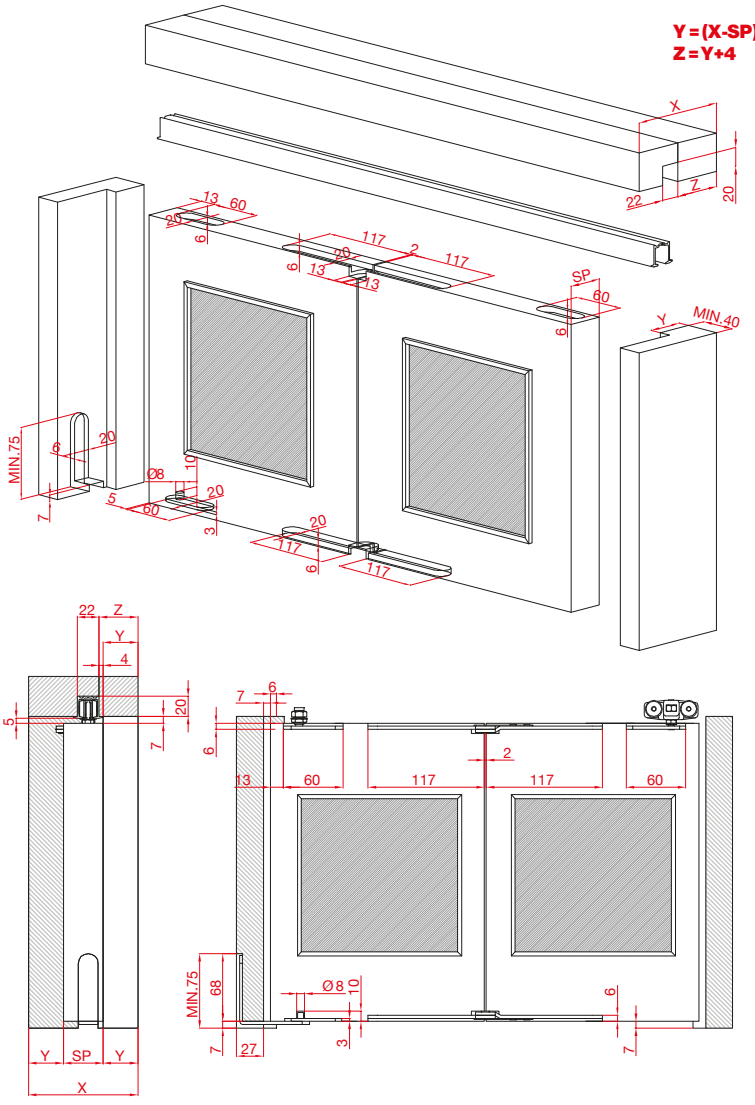

ASSEMBLY FOLDING DOORS WITH UNEQUALLY SPACED PANELS
MONTAGGIO PORTE A LIBRO CON ANTE DISUGUALI DISTANZIATE

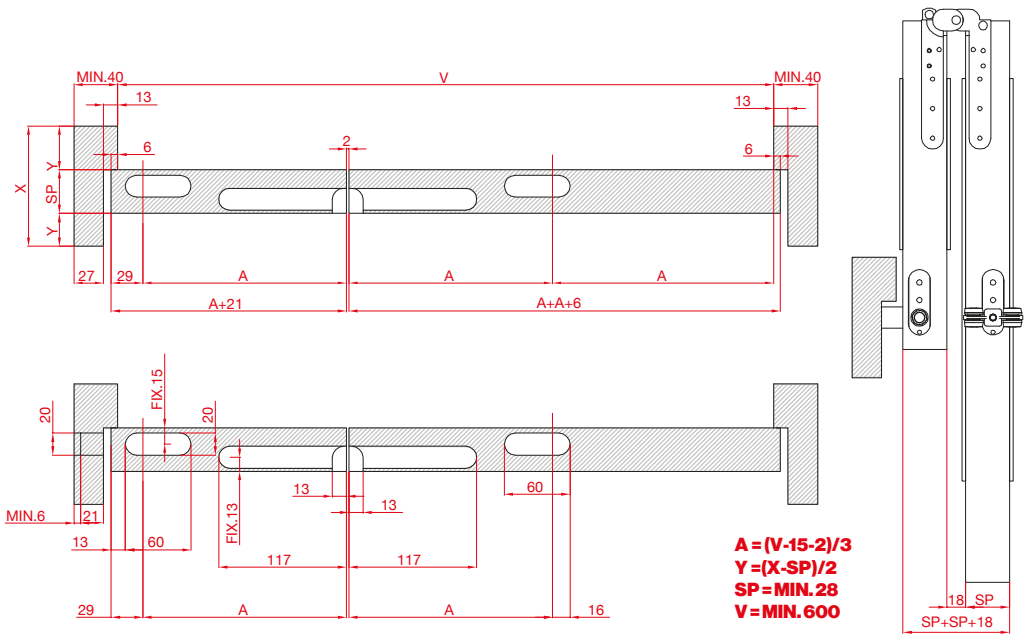

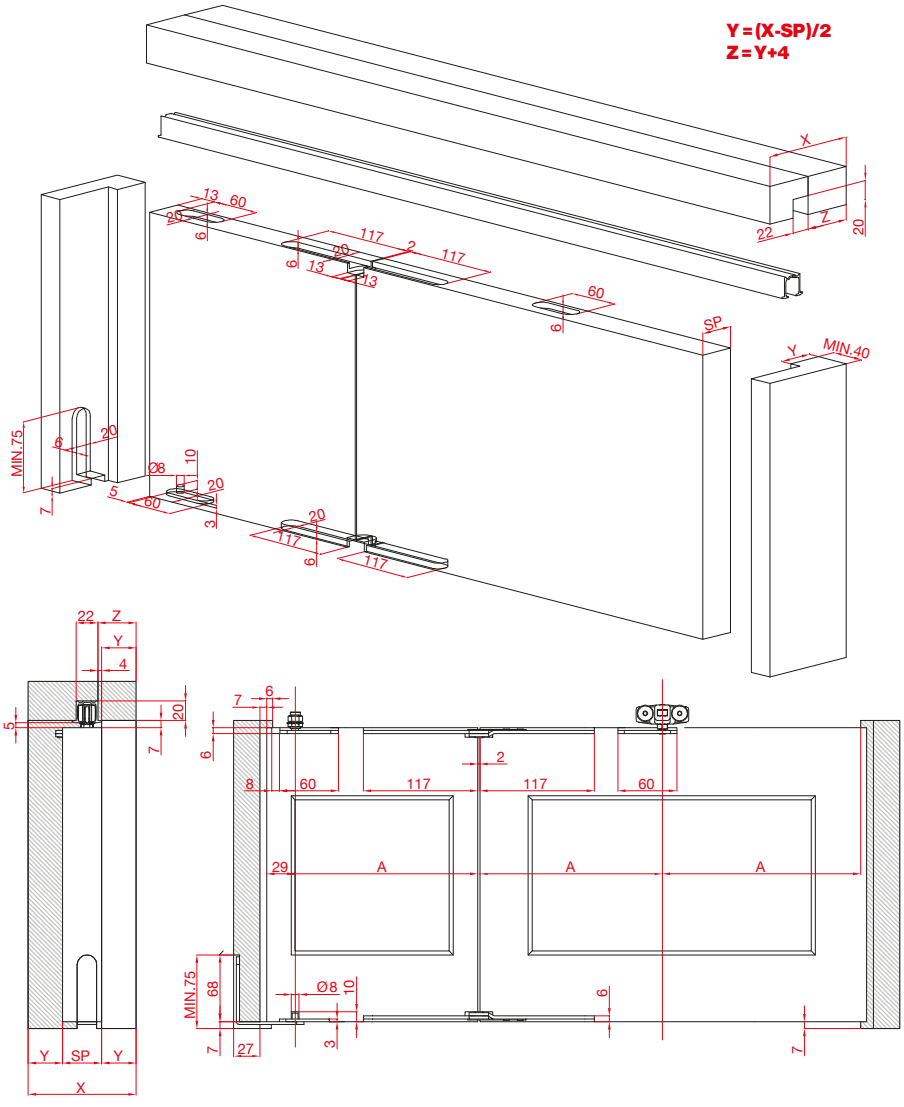

ASSEMBLY TWO FOLDING DOORS
MONTAGGIO DUE PORTE A LIBRO

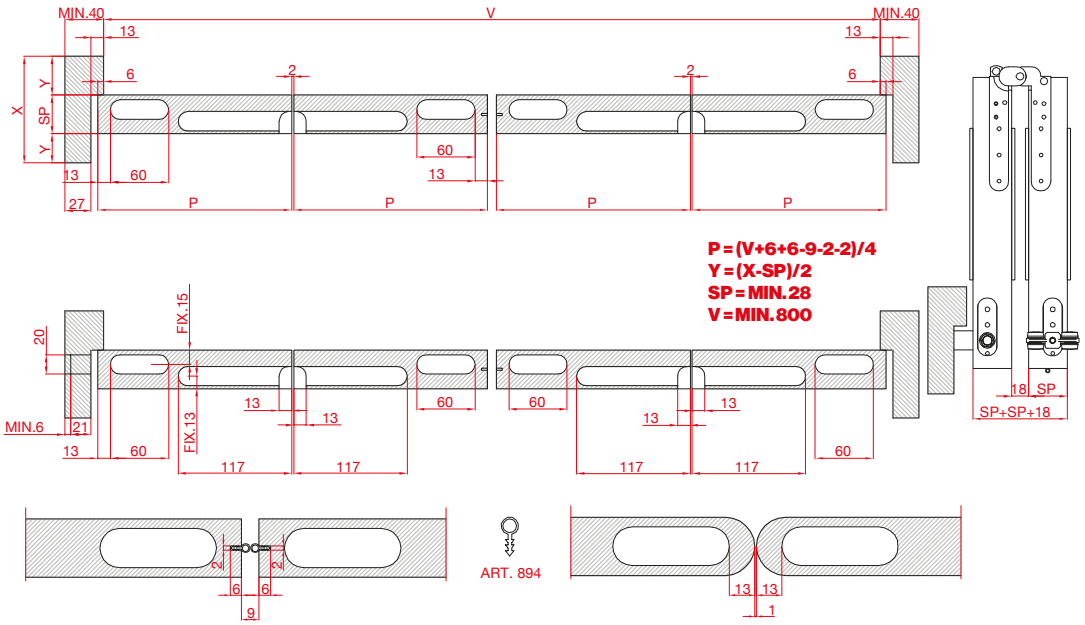

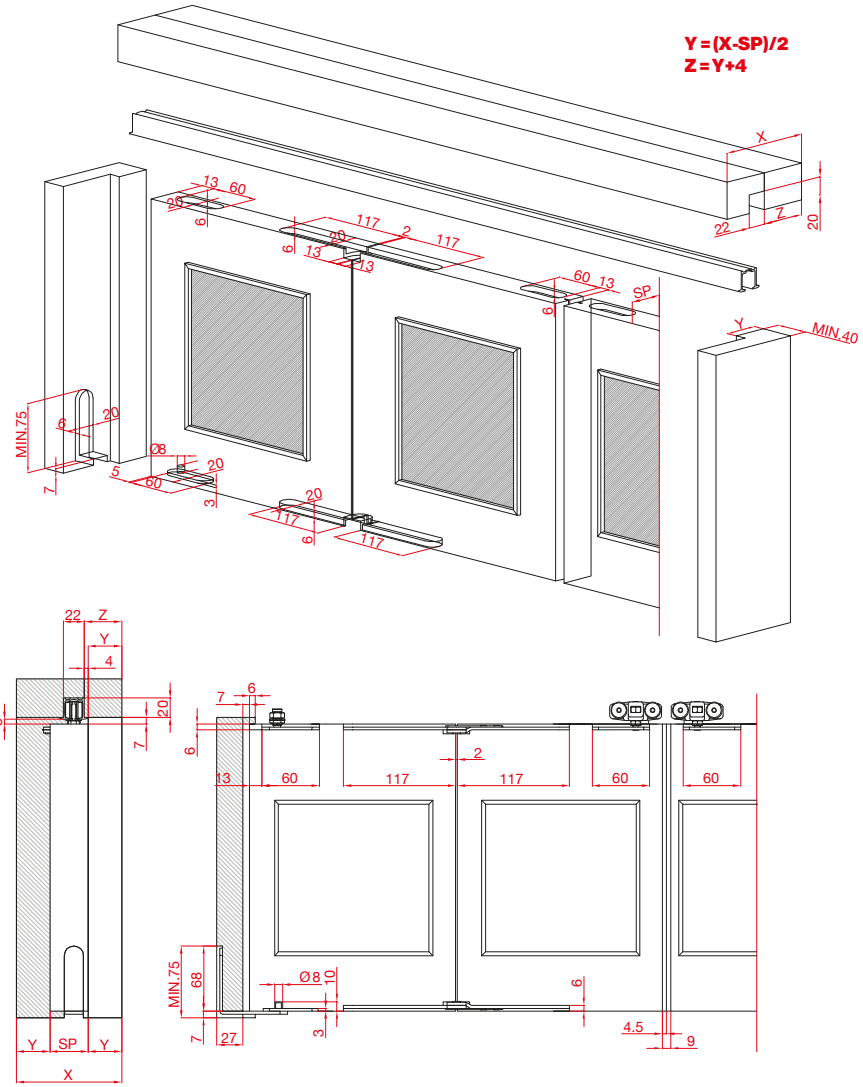

www.ternoscorrevoli.com/foldy

Accordion

Accordion door
Porta pieghevole a fisarmonica

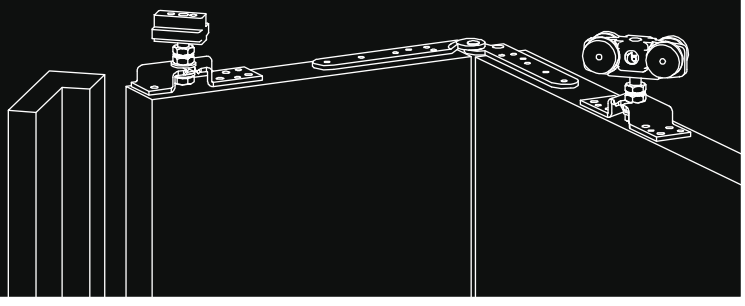

Accordion

Accordion door
Porte a fisarmonica

EN	Accordion folding doors with hinges and central sliding panel.
IT	Porte pieghevoli a fisarmonica tramite cardini e scorrevole centrale.
FR	Portes pliables en accordéon sur pivots et rail coulissant central.
DE	Ziehharmonika Falt-Tür mittels Scharnieren und Zentralschiebern.
ES	Puertas acordeón plegables mediante bisagras y corredera central.

SPECIALS
of the
MONTH
Mother's Day Feast
₱124
MEALS IN HONOR OF
Mom
FOOD LOVER'S TOUR
of Charleston
30 MIN. MEALS
₱108
BREAKFAST to DINNER
₱118
30
SAMMIES · PASTA · BREAKFAST
₱130
AMERICA'S
LUNCHES
OUTDOOR
Baseball
PARTY

Accordion

Scheme / Schema

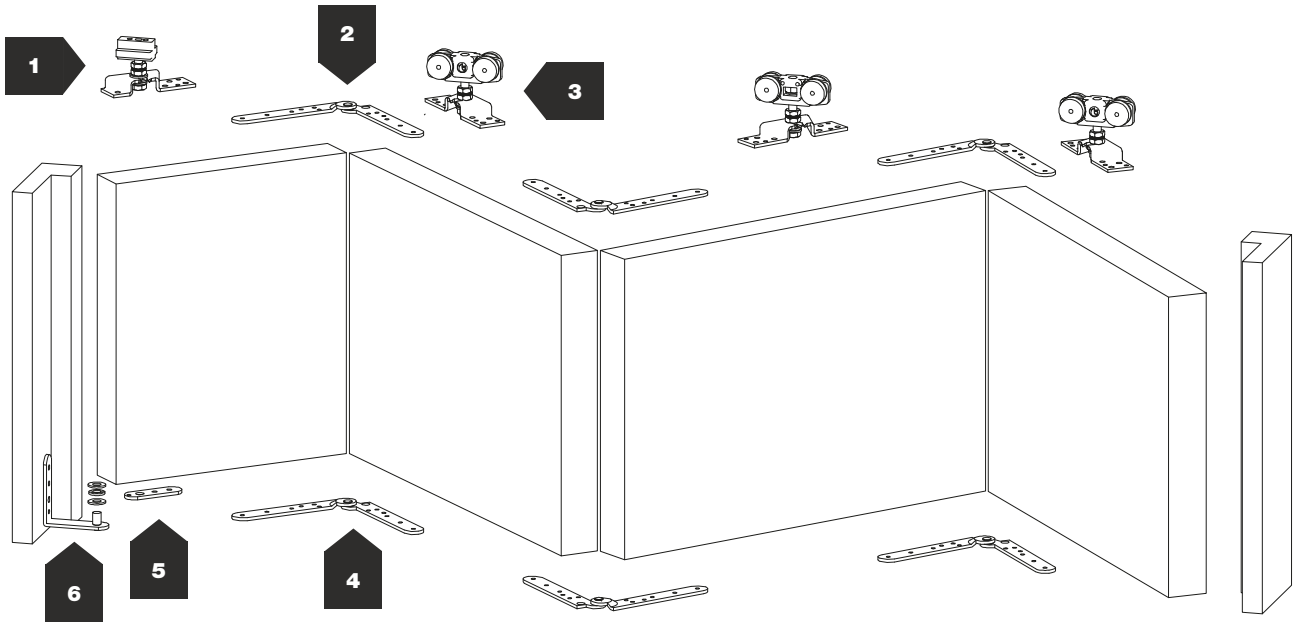

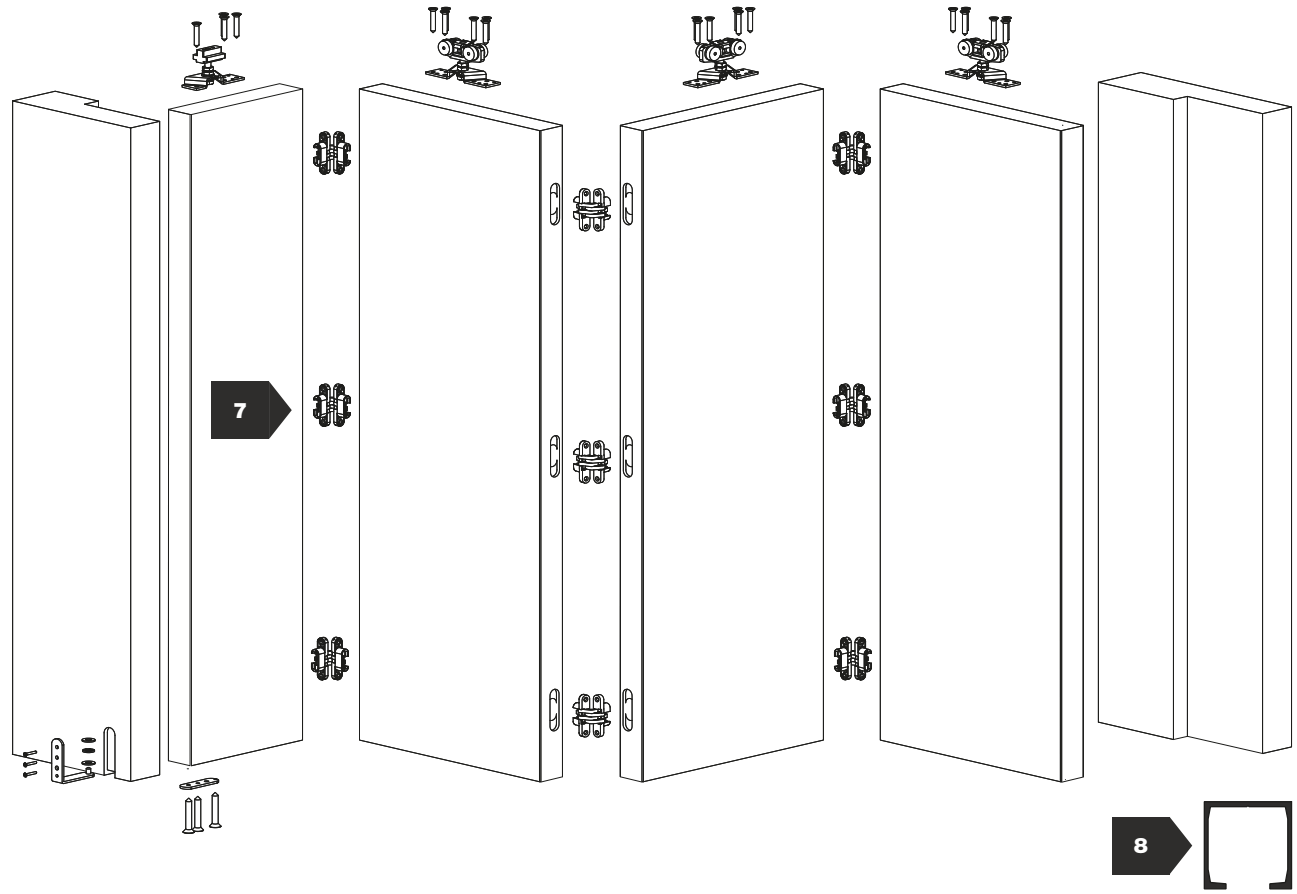

Min. 30 mm

40 kg

7 mm

Accordion door / Porte a fisarmonica
Porte pliable en accordéon / Ziehharmonika Falt-Tür
Puerta acordeón plegable

N°			KG	
1	1188		40	
2	1138 1148	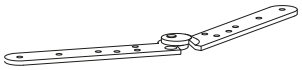	40	
3	1189		40	
4	1138 1148	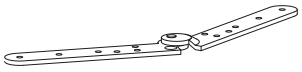	40	
5	1186		40	

N°			KG	
6	1187		40	
7	1751/N	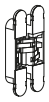	40	
	1753/N		40	
	1755/N		40	
	1757/PI		40	
8	1080		40	

Accordion

Accordion door / Porte a fisarmonica
Porte pliable en accordéon / Ziehharmonika Falt-Tür
Puerta acordeón plegable

50 Kg for door
50 Kg per porta

With hinges
Con cardini

CODE	KIT FOR 3 DOORS / KIT 3 PORTE
1188/1138/3P	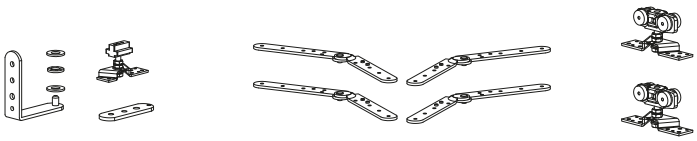
1188/1148/3P	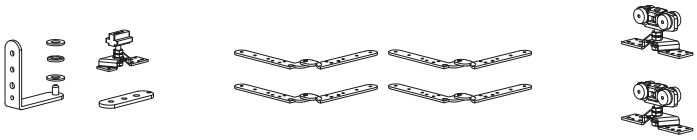

50 Kg for door
50 Kg per porta

With hinges
Con cardini

CODE	KIT FOR 4 DOORS / KIT 4 PORTE
1188/1138/4P	
1188/1148/4P	

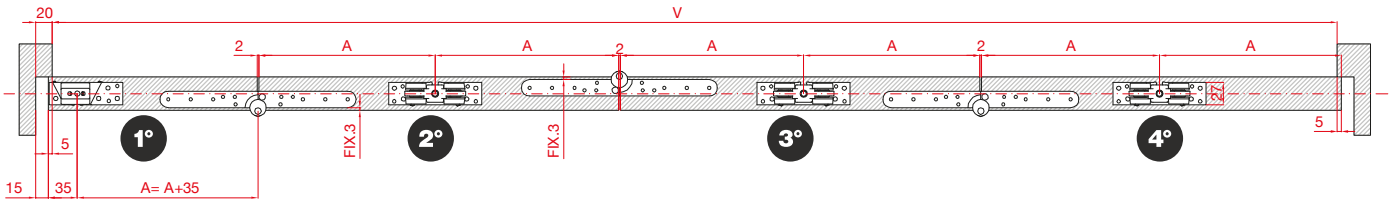

4 PORTE / DOORS A= V+5+5-2-2-2-35:7 - KG 50 PER PORTA
FORATURA ART.1080

3PORTE/DOORS A=V+5+5-2-2-35:5 - KG 50 PER PORTA
FORATURA ART.1080

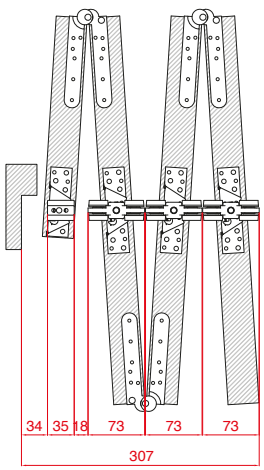

ALUMINIUM TRACKS / BINARI IN ALLUMINIO

ART. 1080

Accordion door / Porte a fisarmonica
Porte pliable en accordéon / Ziehharmonika Falt-Tür
Puerta acordeón plegable

CODE	KIT FOR 5 DOORS / KIT 5 PORTE
1188/1138/5P	
1188/1148/5P	

40 Kg for door
40 Kg per porta

With hinges
Con cardini

CODE	KIT FOR 6 DOORS / KIT 6 PORTE
1188/1138/6P	
1188/1148/6P	

30 Kg for door
30 Kg per porta

With hinges
Con cardini

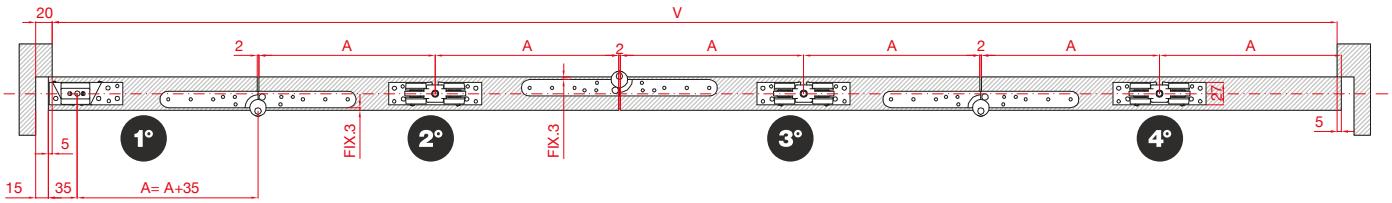

6 PORTE / DOORS A= V+5+5-2-2-2-2-35:11 - KG 30 PER PORTA
FORATURA ART.1080



5 PORTE / DOORS A= V+5+5-2-2-2-2-35:9 - KG 40 PER PORTA
FORATURA ART.1080

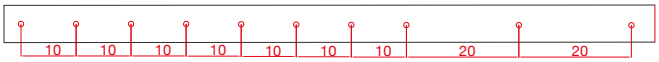

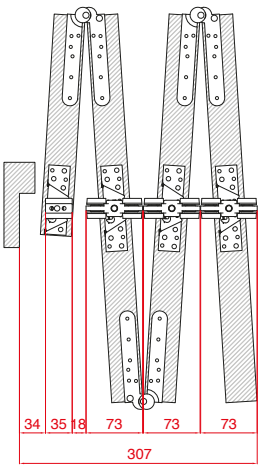

ALUMINIUM TRACKS / BINARI IN ALLUMINIO

ART. 1080

Accordion

Accordion door / Porte a fisarmonica
Porte pliable en accordéon / Ziehharmonika Falt-Tür
Puerta acordeón plegable

COMPOSITION FOR ACCORDION DOORS / COMPOSIZIONI PER PORTE A FISARMONICA

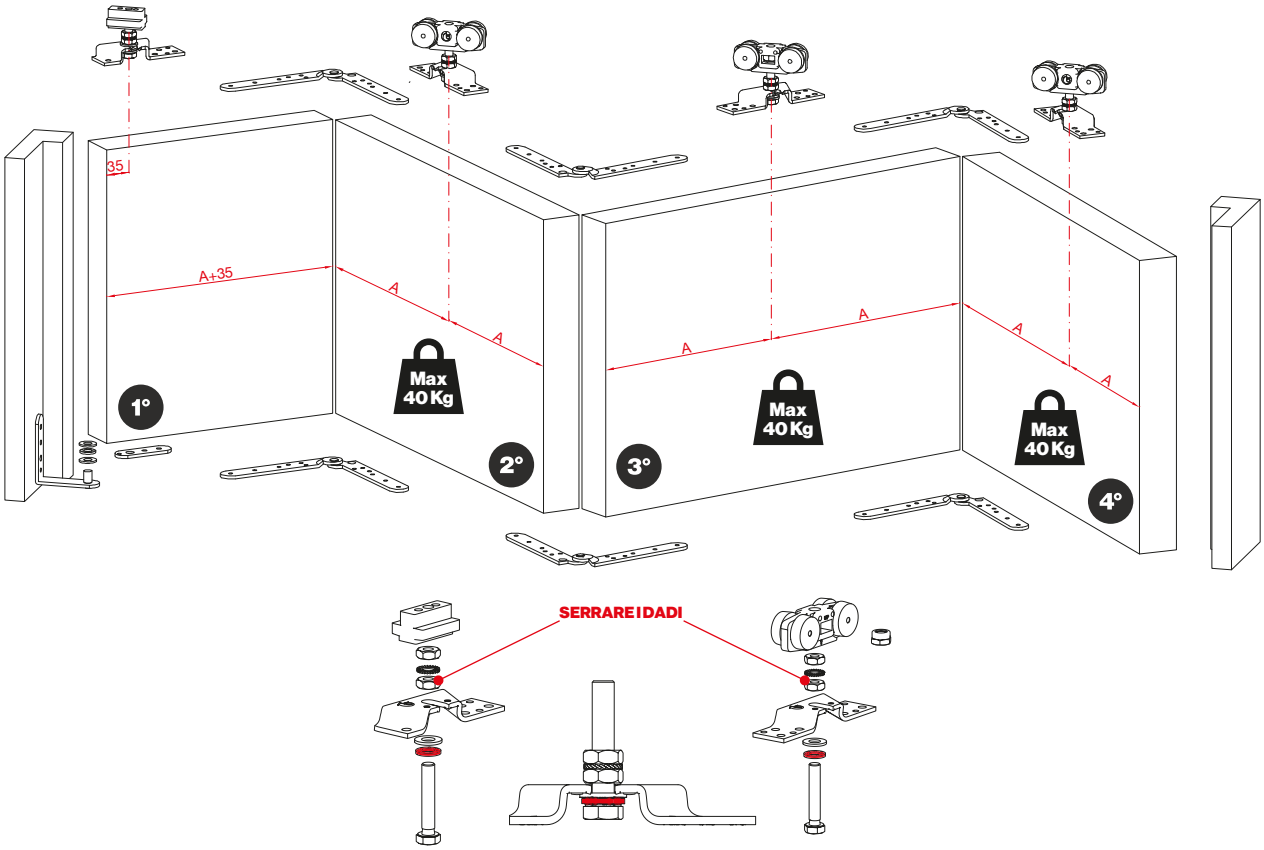

LEAVE A SMALL SPACE FOR ROTATION
LASCIARE UN PICCOLO SPAZIO PER LA ROTAZIONE

DIAGRAM FOR MOUNTING ACCESSORIES / SCHEMA DI MONTAGGIO ACCESSORI

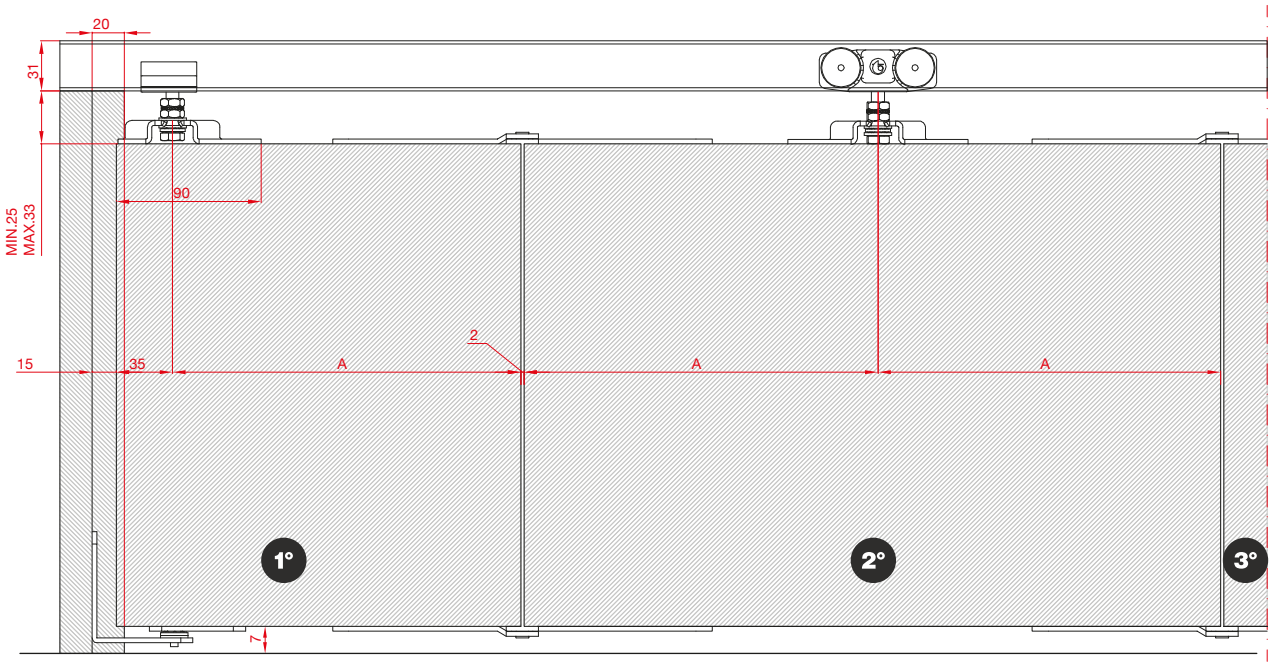

1° HALF DOOR + 35 mm / 2° WHOLE DOOR / 3° WHOLE DOOR
1° MEZZA PORTA + 35 mm / 2° PORTA INTERA / 3° PORTA INTERA

Accordion door / Porte a fisarmonica
Porte pliable en accordéon / Ziehharmonika Falt-Tür
Puerta acordeón plegable

CODE	KIT FOR 3 DOORS / KIT 3 PORTE
1188/1751/N/3P	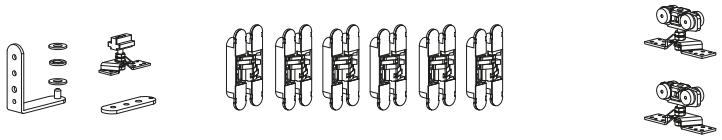
1188/1753/N/3P	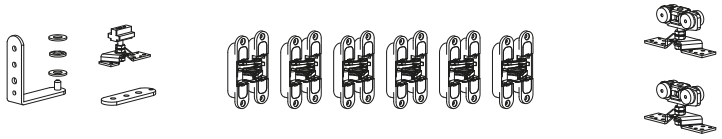
1188/1755/N/3P	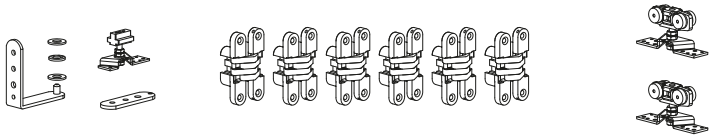
1188/1757/PI/3P	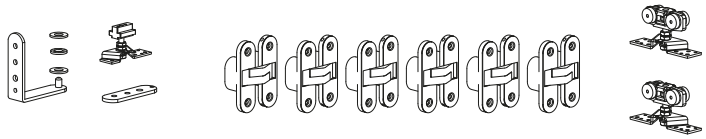

50 Kg for door
50 Kg per porta

With hinges
Con cerniere

CODE	KIT FOR 4 DOORS / KIT 4 PORTE
1188/1751/N/4P	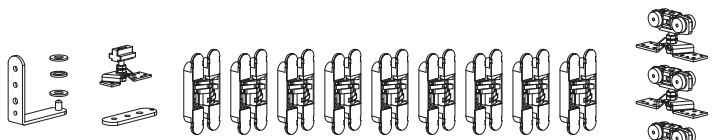
1188/1753/N/4P	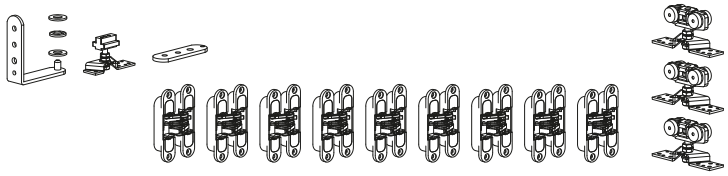
1188/1755/N/4P	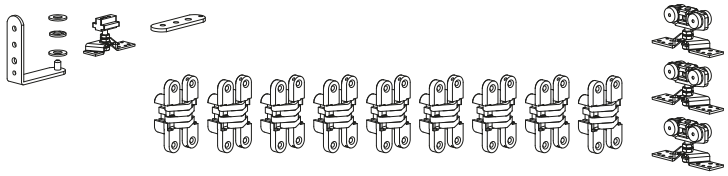
1188/1757/PI/4P	

50 Kg for door
50 Kg per porta

With hinges
Con cerniere

ALUMINIUM TRACKS / BINARI IN ALLUMINIO

ART. 1080

Accordion

Accordion door / Porte a fisarmonica
Porte pliable en accordéon / Ziehharmonika Falt-Tür
Puerta acordeón plegable

40 Kg for door
40 Kg per porta

With hinges
Con cerniere

CODE	KIT FOR 5 DOORS / KIT 5 PORTE
1188/1751/N/5P	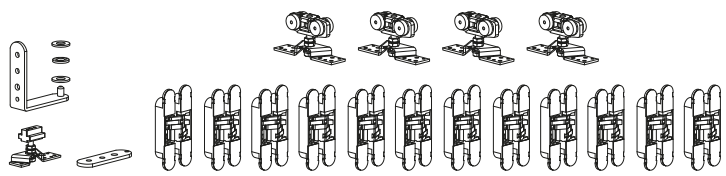
1188/1753/N/5P	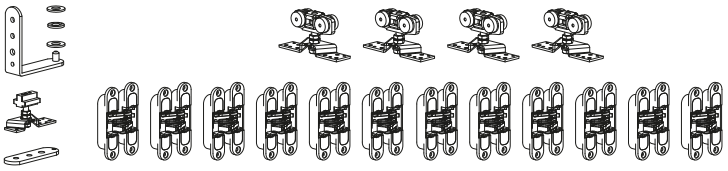
1188/1755/N/5P	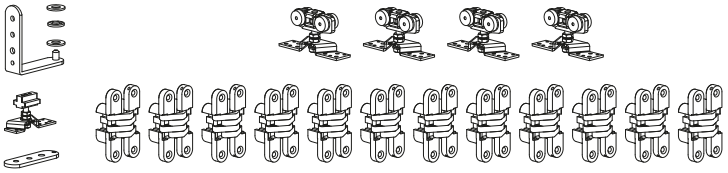
1188/1757/PI/5P	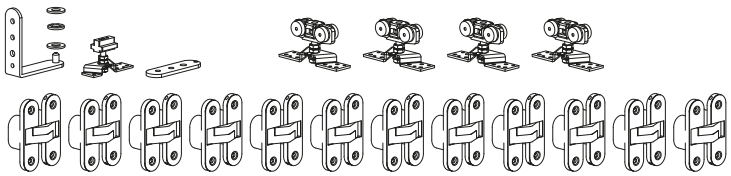

30 Kg for door
30 Kg per porta

With hinges
Con cerniere

CODE	KIT FOR 6 DOORS / KIT 6 PORTE
1188/1751/N/6P	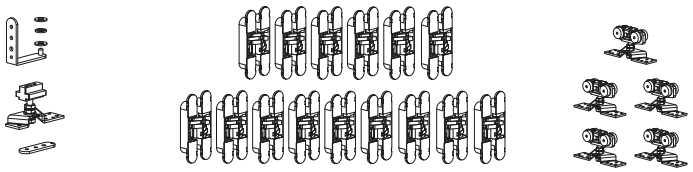
1188/1753/N/6P	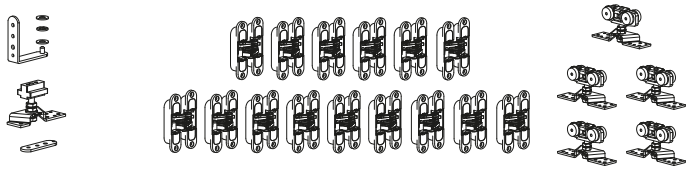
1188/1755/N/6P	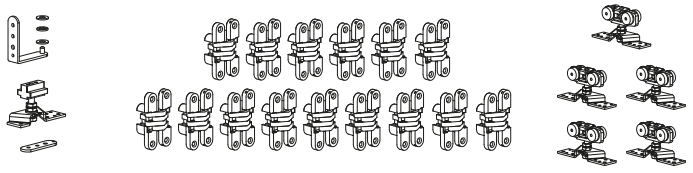
1188/1757/PI/6P	

ALUMINIUM TRACKS / BINARI IN ALLUMINIO

ART. 1080

COMPOSITION FOR ACCORDION DOORS / COMPOSIZIONI PER PORTE A FISARMONICA

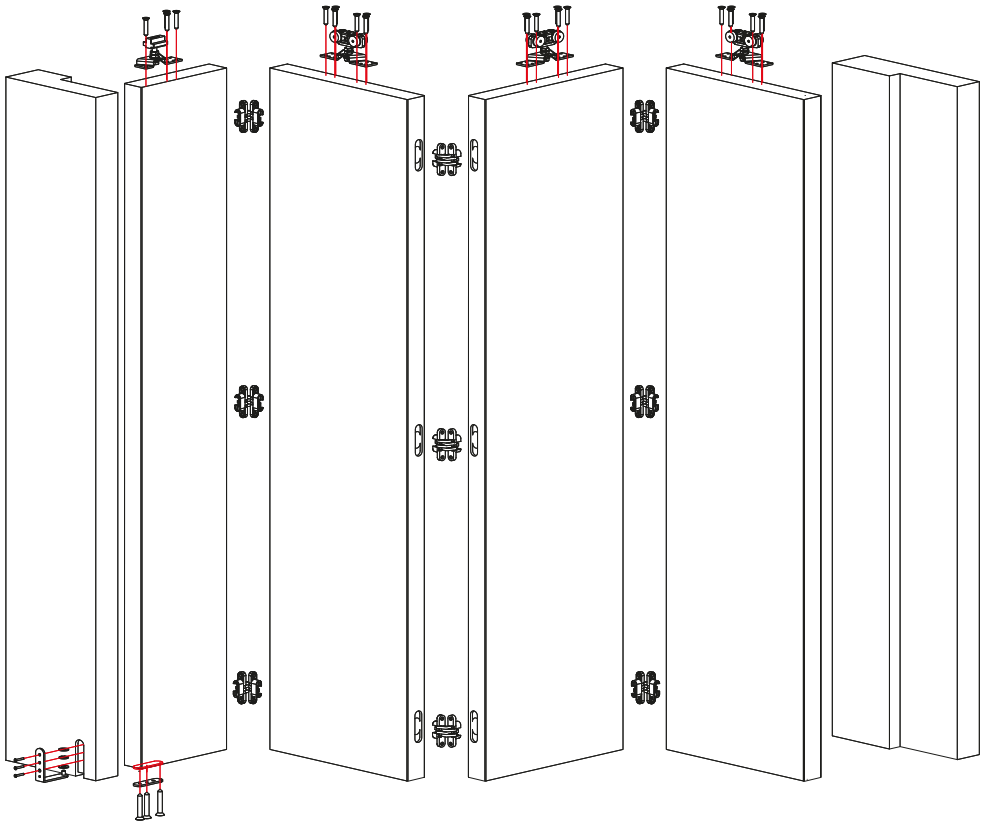

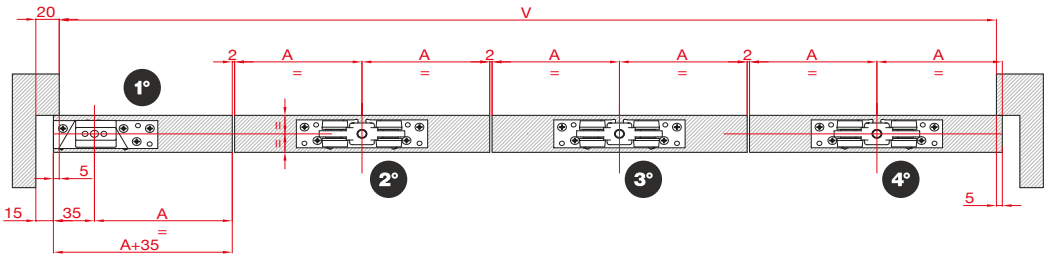

6 PORTE / DOORS A= V+5+5-2-2-2-2-35:11 - KG 30 PER PORTA
FORATURA ART.1080



5 PORTE / DOORS A= V+5+5-2-2-2-2-35:9 - KG 40 PER PORTA
FORATURA ART.1080

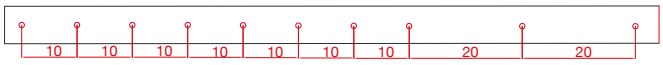

4 PORTE / DOORS A= V+5+5-2-2-2-35:7 - KG 50 PER PORTA
FORATURA ART.1080

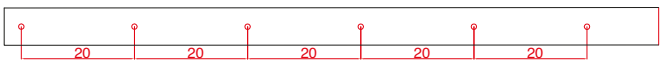

3PORTE/DOORS A=V+5+5-2-2-35:5 - KG 50 PER PORTA
FORATURA ART.1080

www.ternoscorrevoli.com/accordion

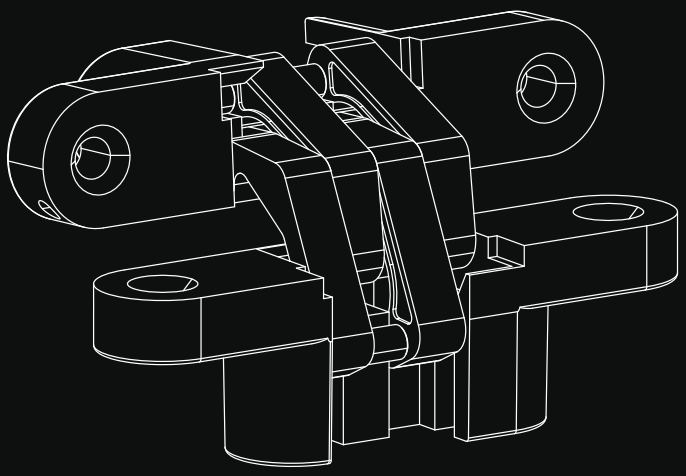

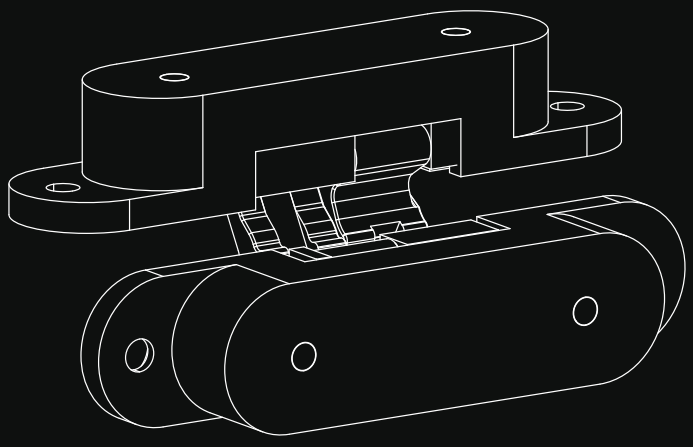

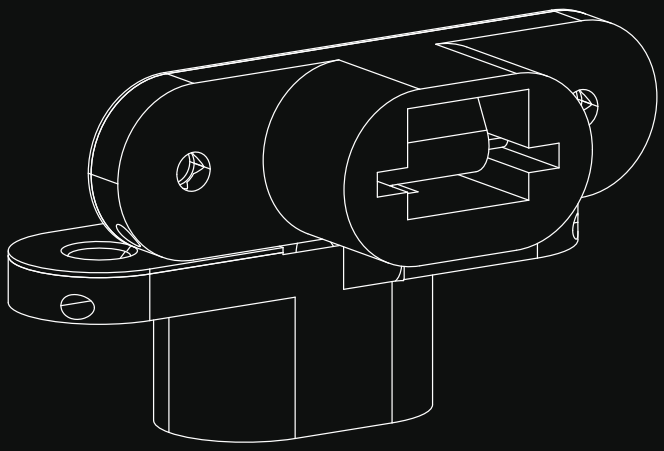

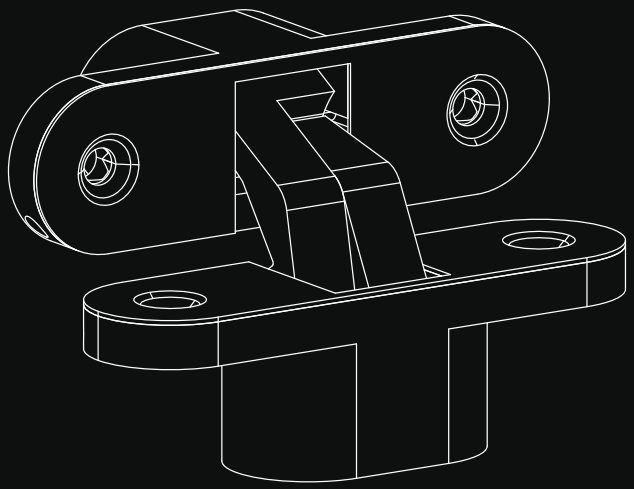

Concealed hinges / Cerniere Invisibili

Concealed hinges with and without adjustment
Cerniere invisibili con regolazione e senza regolazione

Cerniere invisibili

Concealed hinges
Cerniere invisibili

EN	Concealed hinges with and without adjustment
IT	Cerniere invisibili con regolazione e senza regolazione
FR	Charnières invisibles avec réglage et sans réglage
DE	Unsichtbare Gelenke mit Einstellung und ohne Einstellung
ES	Bisagras invisibles con y sin regulación

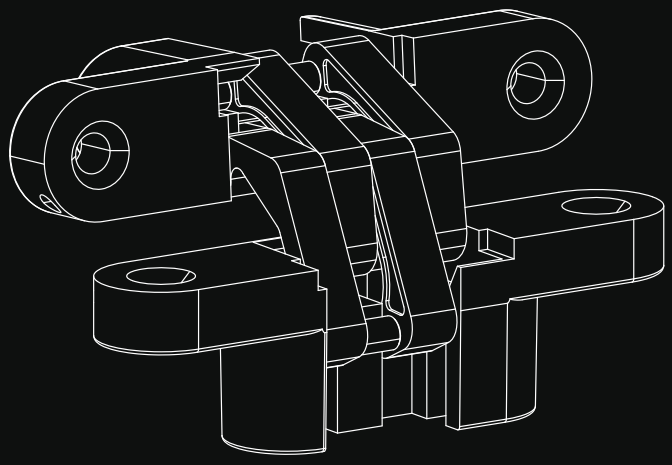

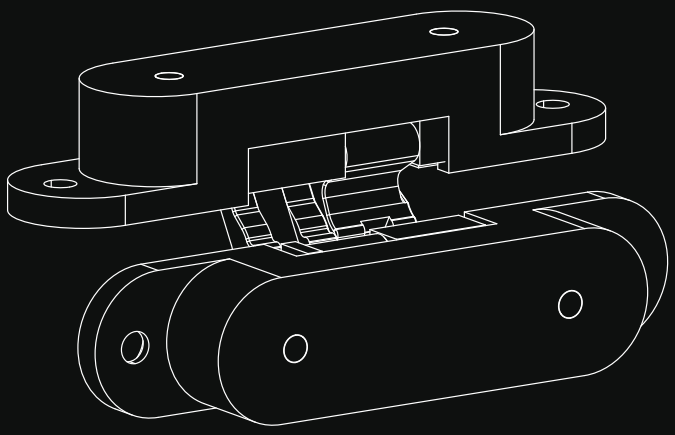

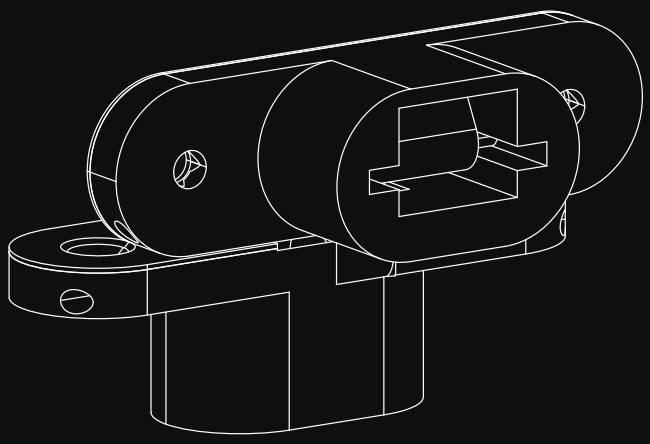

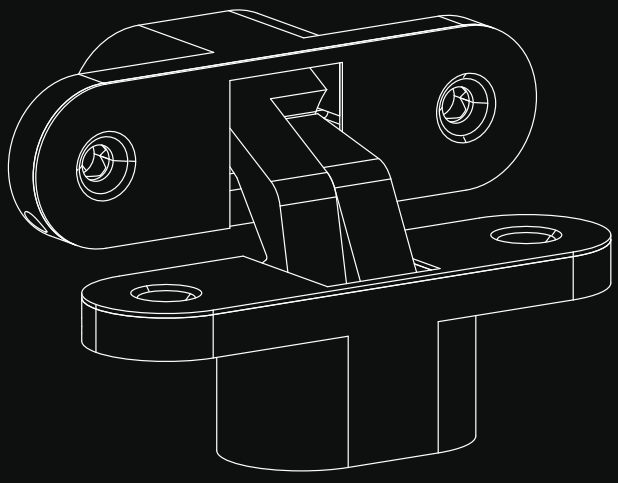

40 - 60 Kg
40 - 60 Kg

CODE	KIT
1751/N/3	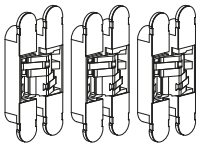
1751/N/12	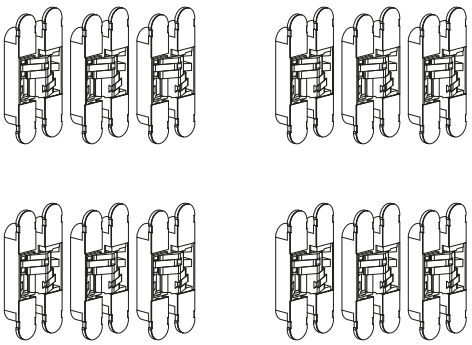

CONCEALED ADJUSTABLE HINGES WITH OUTER COVERING/ CERNIERE INVISIBILI REGOLABILI CON COPERTURA ESTERNA

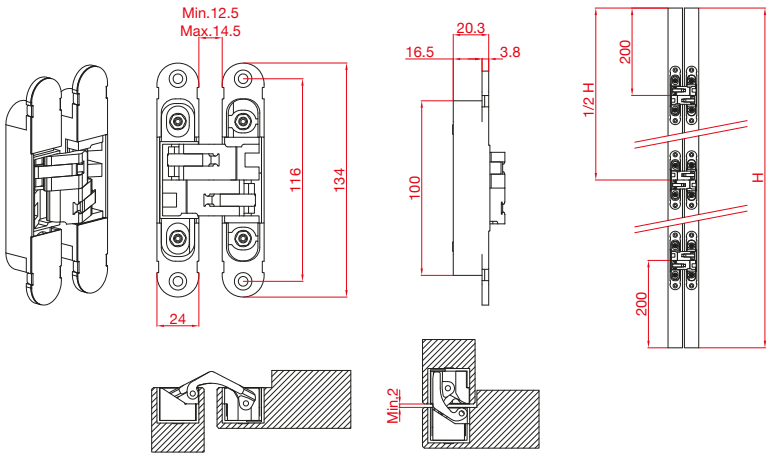

DOOR HEIGHT / ALTEZZA ANTA : MAX. 2100
DOOR WIDTH / LARGHEZZA ANTA: MAX. 850

N° 2 HINGES / CERNIERE = 40 KG
N° 3 HINGES / CERNIERE = 60 KG

ART. 1751

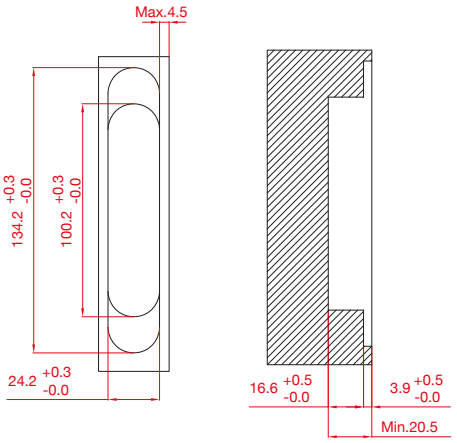

MILLING / FRESATA ART. 1751

CODE	KIT
1753/N/3	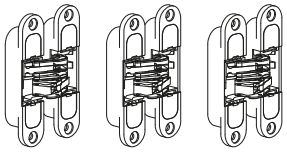
1753/N/12	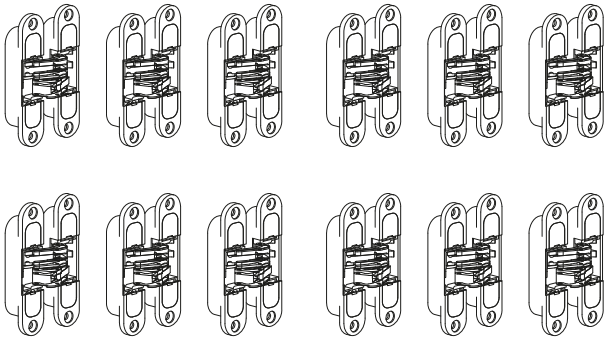

40 25 - 40 Kg
25 - 40 Kg

CONCEALED ADJUSTABLE HINGES WITH INNER COVERING/ CERNIERE INVISIBILI REGOLABILI CON COPERTURA ESTERNA

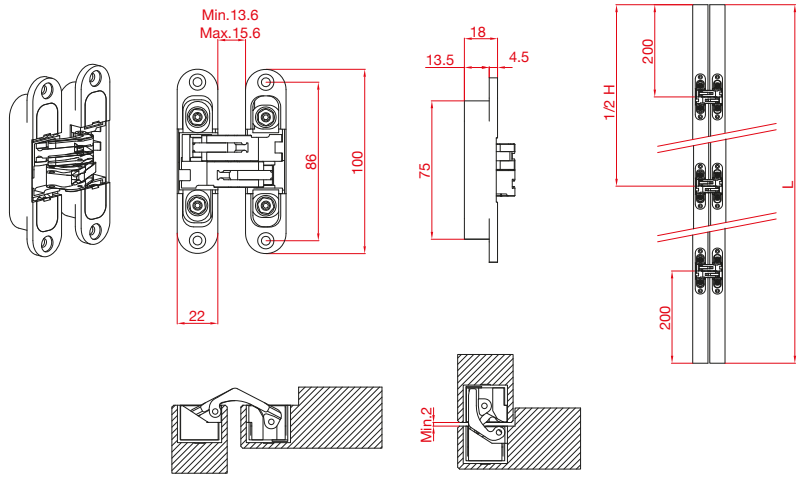

DOOR HEIGHT / ALTEZZA ANTA : MAX. 2100
DOOR WIDTH / LARGHEZZA ANTA: MAX. 850

N° 2 HINGES / CERNIERE = 25 KG
N° 3 HINGES / CERNIERE = 40 KG

ART. 1753

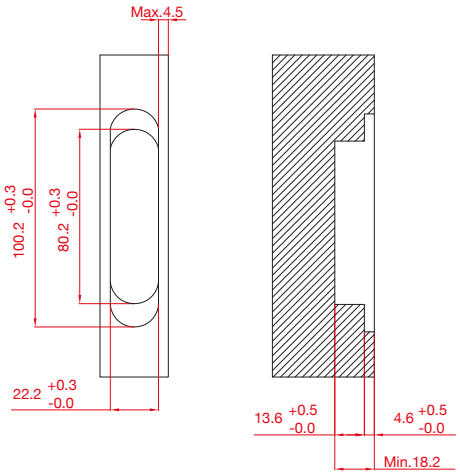

MILLING / FRESATA ART. 1753

40 - 60 Kg
40 - 60 Kg

CODE	KIT
1755/N/12	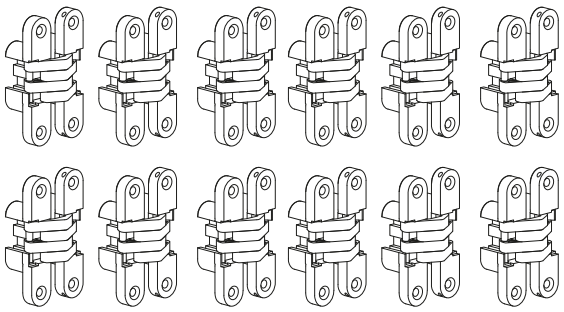

FIXED CONCEALED HINGES / CERNIERE INVISIBILI FISSE

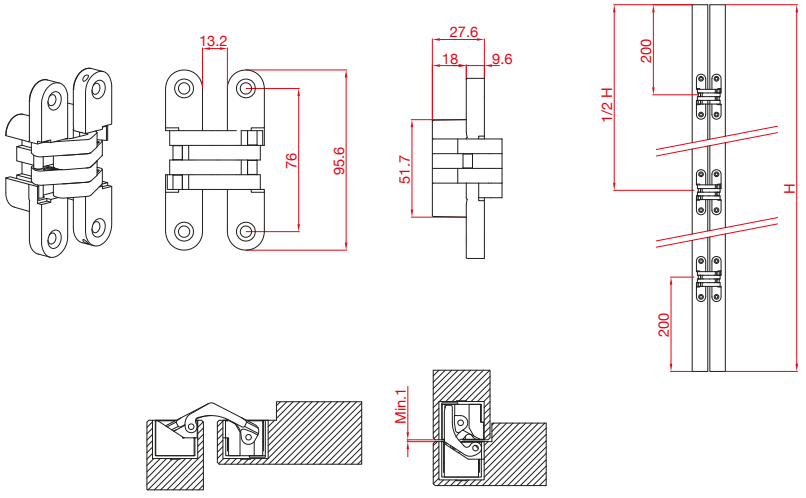

DOOR HEIGHT / ALTEZZA ANTA : MAX. 2100
DOOR WIDTH / LARGHEZZA ANTA: MAX. 850

N° 2 HINGES / CERNIERE = 40 KG
N° 3 HINGES / CERNIERE = 60 KG

ART. 1751

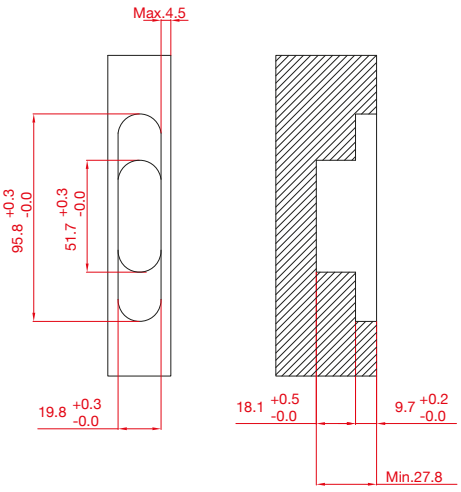

MILLING / FRESATA ART. 1751

CODE	KIT
1757/PI/12	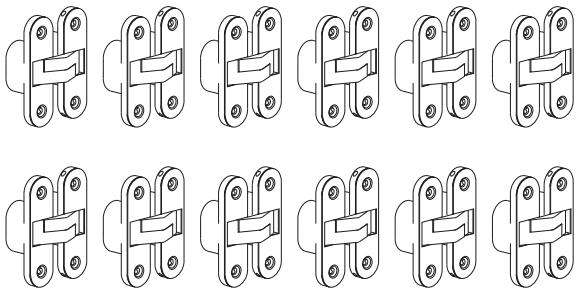

40 - 60 Kg
40 - 60 Kg

FIXED CONCEALED HINGES / CERNIERE INVISIBILI FISSE

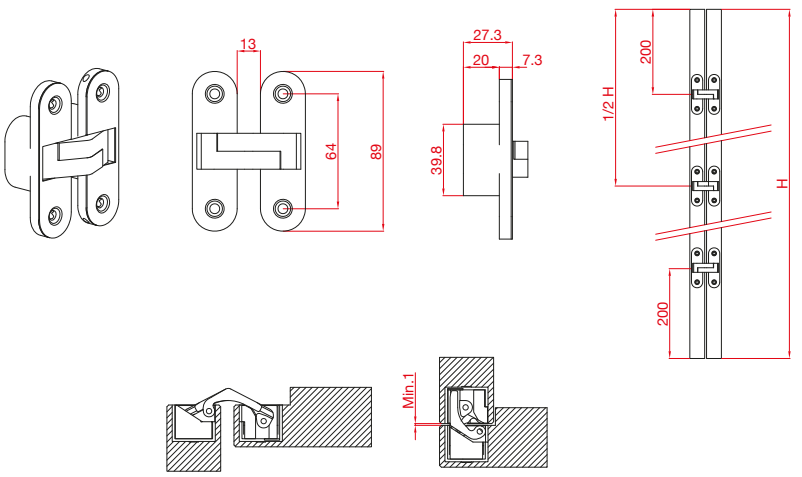

DOOR HEIGHT / ALTEZZA ANTA : MAX. 2100
DOOR WIDTH / LARGHEZZA ANTA: MAX. 850

N° 2 HINGES / CERNIERE = 40 KG
N° 3 HINGES / CERNIERE = 60 KG

ART. 1751

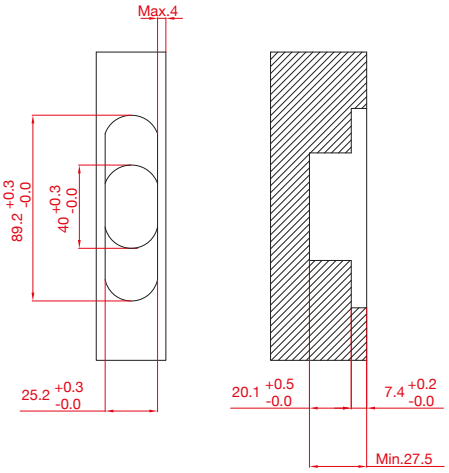

MILLING / FRESATA ART. 1751

CONCEALED ADJUSTABLE HINGES ON THREE AXES / REGOLABILI SU TRE ASSI

FOR VERTICAL ADJUSTMENT LOOSEN THE NUT, KEEP THE DEPTH ADJUSTMENT SCREW STILL, THEN ADJUST THE DOOR AND TIGHTEN THE NUT

PER REGOLARE VERTICALMENTE BISOGNA ALLENTARE IL DADO E MANTENERE FERMA LA VITE DI REGOLAZIONE DELLA PROFONDITÀ, DOPODICHÈ REGOLARE LA PORTA E SERRARE IL DADO

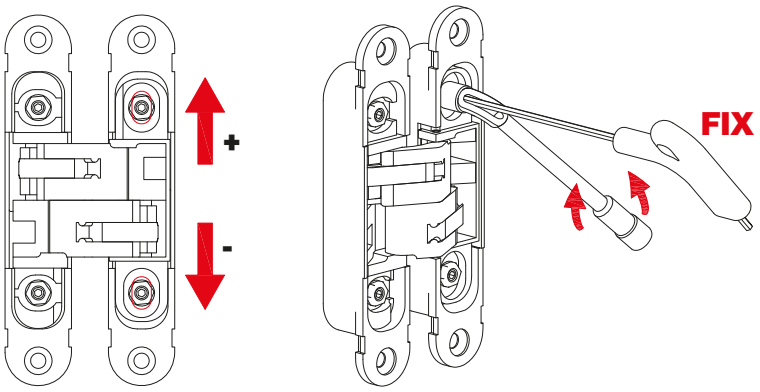

VERTICAL ADJUSTMENT / REGOLAZIONE VERTICALE

FOR HORIZONTAL ADJUSTMENT LOOSEN THE NUT, KEEP THE DEPTH ADJUSTMENT SCREW STILL, THEN ADJUST THE DOOR AND TIGHTEN THE NUT

PER REGOLARE ORIZZONTALMENTE BISOGNA ALLENTARE IL DADO E MANTENERE FERMA LA VITE DI REGOLAZIONE DELLA PROFONDITÀ, DOPODICHÈ REGOLARE LA PORTA E SERRARE IL DADO

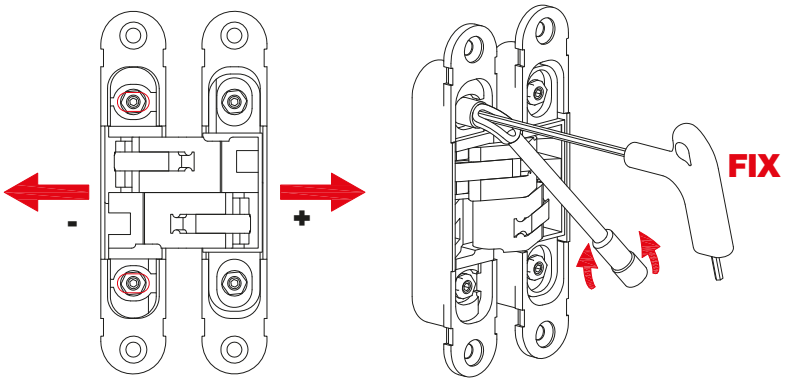

HORIZONTAL ADJUSTMENT / REGOLAZIONE ORIZZONTALE

FOR DEPTH ADJUSTMENT LOOSEN THE NUT, ADJUST THE DOOR BY TURNING THE SCREW, THEN WHILE HOLDING THE SCREW STILL TIGHTEN THE NUT

PER REGOLARE LA PROFONDITÀ BISOGNA ALLENTARE IL DADO E REGOLARE LA PORTA RUOTANDO LA VITE, DOPODICHÈ TENENDO FERMA LA VITE SERRARE IL DADO

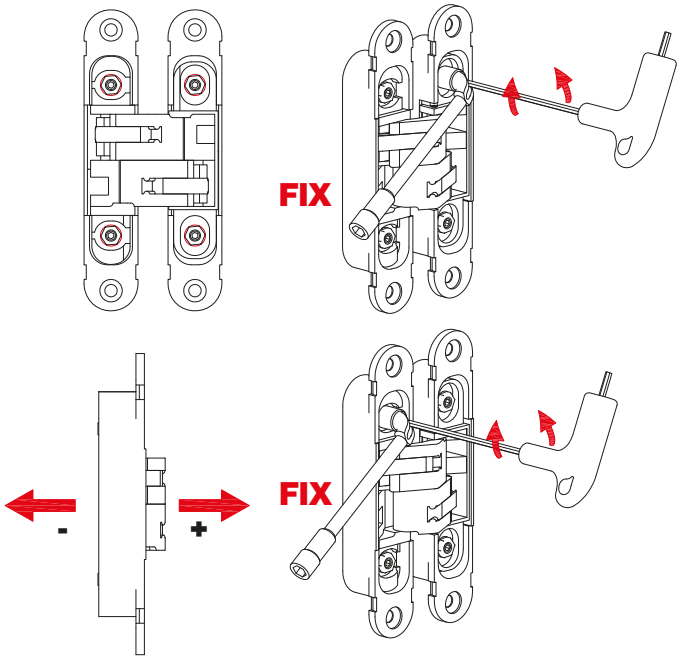

DEPTH ADJUSTMENT / REGOLAZIONE PROFONDITÀ

Gelosie Scorrevoli

Adjustable slides
Gelosie scorrevoli

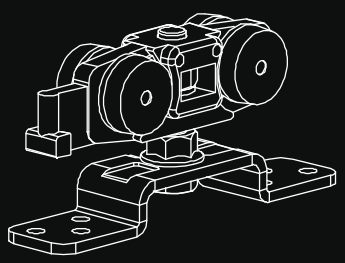

Gelosie Scorrevoli

Adjustable slides
Gelosie scorrevoli

EN	Accessories for sliding shutters.
IT	Accessori per gelosie scorrevoli.
FR	Accessoires pour persiennes coulissantes.
DE	Zubehörteile für schiebbare Jalousieladen.
ES	Accesorios para persianas correderas.

Scheme / Schema

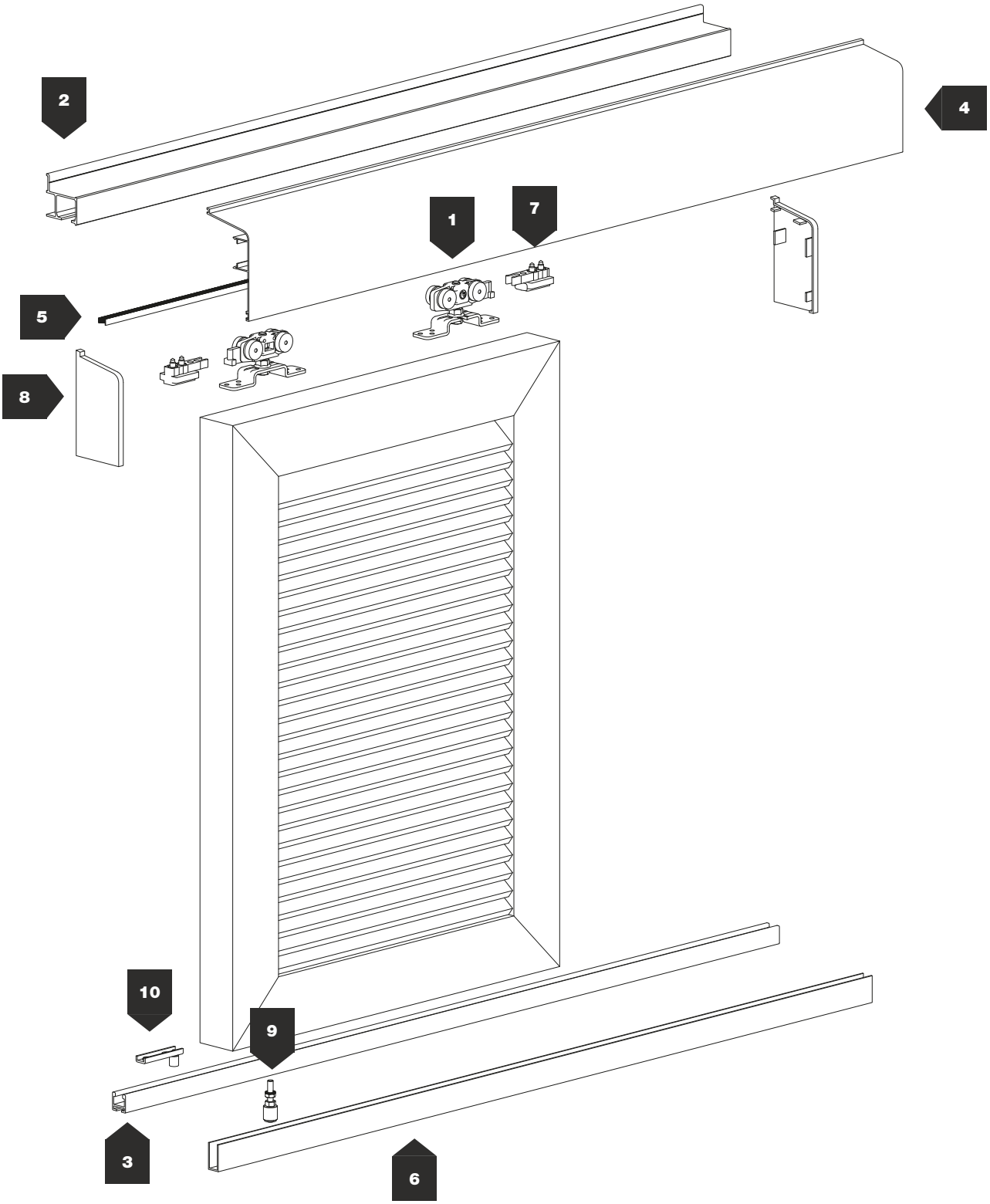

50 mm

80 kg

Gelosie Scorrevoli

N°			KG	
1	56	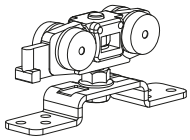	80	INOX
2	204	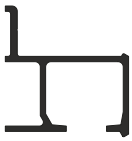	80	
3	220		80	
4	210	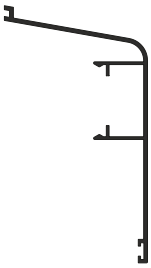		
5	760/N			
6	228			

N°			KG	
7	53		80	INOX
8	207	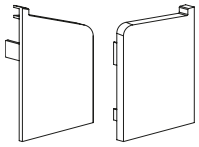		
9	128/PV	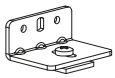	80	OPTIONAL
	51		80	INOX
	226	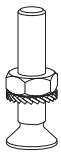		INOX
10	124		80	INOX
	543			OPTIONAL

TRACKS / BINARI

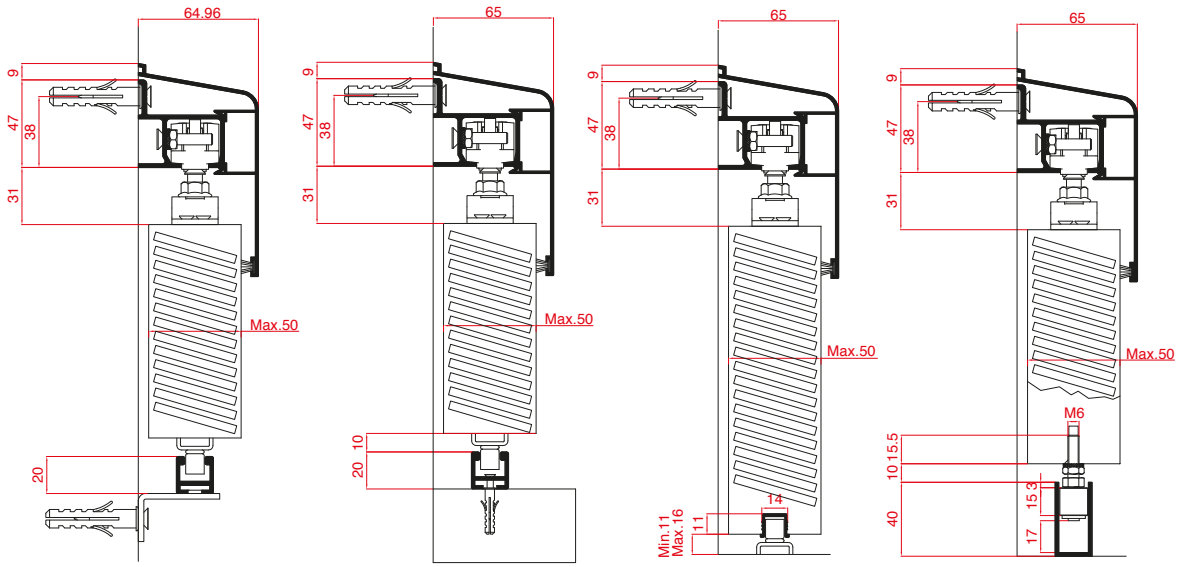

ACCESSORIES FOR SLIDING SHUTTER / ACCESSORI PER GELOSIA SCORREVOLE

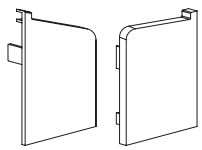	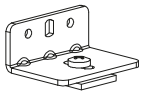			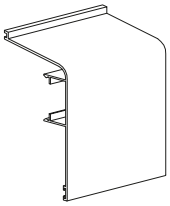
	OPTIONAL		OPTIONAL	
ART. 207 D - ART. 207 S	ART. 128/PV	ART. 760/N	ART. 543	ART. 210

ACCESSORIES FOR SLIDING SHUTTER / ACCESSORI PER GELOSIA SCORREVOLE

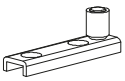		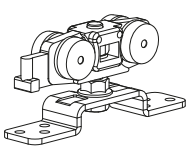	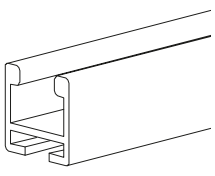	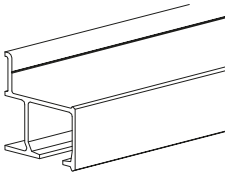
ART. 124	ART. 53	ART. 56	ART. 220	ART. 204

Glass doors
Porte in Vetro

EN	Sliding systems and accessories for glass doors
IT	Sistemi scorrevoli e accessori per porte in vetro
FR	Systèmes coulissants et accessoires pour portes en verre
DE	Sektor Rollen für Glastüren
ES	Sistemas de correderas y accesorios para puertas de vidrio

GLASS SYSTEMS



Vetro Fisso System

Profiles and accessories for the creation of glass panels and fixed compartments

Profili e accessori per la realizzazione di vetrate e vani fissi

PAG. 437

NEW

Micro 40 Fix System

Concealed sliding elements, for fixed glass wall, integrated into aluminium profiles with reduced dimensions (40 mm)

Sistema di scorrevoli invisibili per pareti in vetro fisso, in profili di scorrimento in alluminio di dimensioni ridotte (40 mm)

PAG. 447

PATENTED

Magic Vetro System

Patented concealed mechanism for sliding glass doors

Meccanismo invisibile brevettato per porte scorrevoli in vetro

PAG. 21

PATENTED

Diva Air Vetro System

Patented concealed mechanism for sliding glass doors

Meccanismo invisibile brevettato per porte scorrevoli in vetro

PAG. 47



Solo Vetro System

Concealed sliding elements built into the aluminium sliding profiles

Scorrevoli invisibili integrati nei profili di scorrimento in alluminio

PAG. 455

NEW

Solo Vetro Light System

Concealed sliding elements for plasterboard walls

Sistema di scorrevoli invisibili per pareti in cartongesso

PAG. 467

NEW

Micro 40 System

Concealed sliding elements integrated into aluminium profiles with reduced dimensions (40 mm)

Sistema di scorrevoli invisibili integrati in profili di scorrimento in alluminio di dimensioni ridotte (40 mm)

PAG. 475

Micro 50 System

Concealed slides integrated into profiles with reduced dimensions

Scorrevoli invisibili integrati in profili di scorrimento di dimensioni ridotte

PAG. 483

Vetro 24 System

Accessories for glass doors with piercings and high grip 24mm

Accessori per porte in vetro con forature e pinza alta 24mm

PAG. 491

PATENTED



Vetro 40 System

Accessories for glass doors without piercing and high grip 40mm

Accessori per porte in vetro senza forature e pinza alta 40mm

PAG. 503

Vetro 40 Sync System

Mechanisms for doors with simultaneous opening in glass

Meccanismi per porte con apertura simultanea in vetro

PAG. 523



Vetro 40 Drag System

Mechanisms for glass drag doors

Meccanismi per porte in vetro a trascinamento

PAG. 531

PATENTED



Pronto System

Jaws single body ready for attachment, no holes in the glass

Ganasce a corpo unico pronte per il fissaggio, senza fori nel vetro

PAG. 543

PATENTED



Vetro 73 System

Jaws single body ready for attachment, no holes in the glass

Ganasce a corpo unico pronte per il fissaggio, senza fori nel vetro

PAG. 553

Lower guides
Guide inferiori

Description of lower guides / Descrizione guide inferiori
Description des guides inférieurs / Beschreibung der Unteren Führungen
Descripción guías inferiores

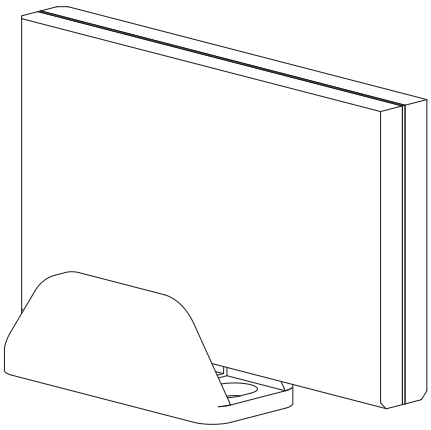

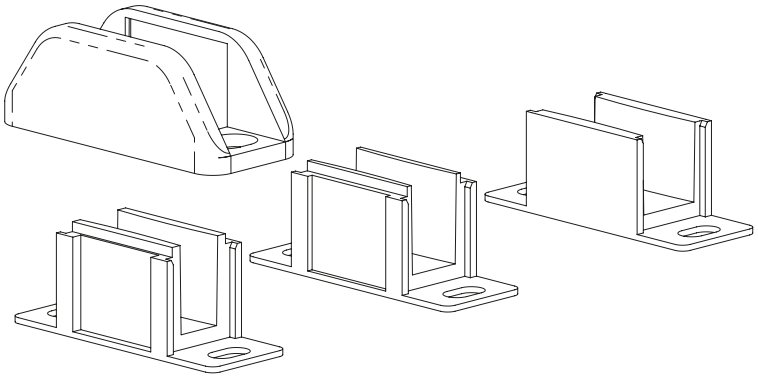

ART. 1486/8/10/12

LOWER GUIDE / GUIDE INFERIORI

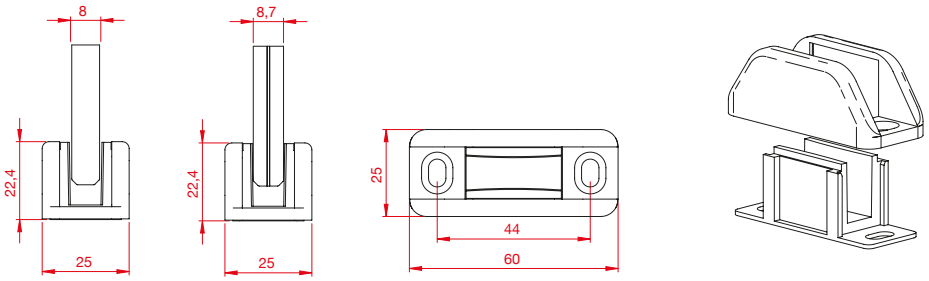

8/8,7 mm | **ART. 1486/8**

LOWER GUIDE / GUIDE INFERIORI

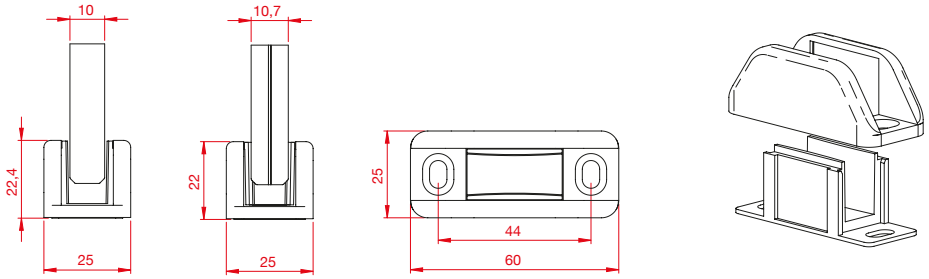

10/10,7 mm (3/8") | **ART. 1486/10**

LOWER GUIDE / GUIDE INFERIORI

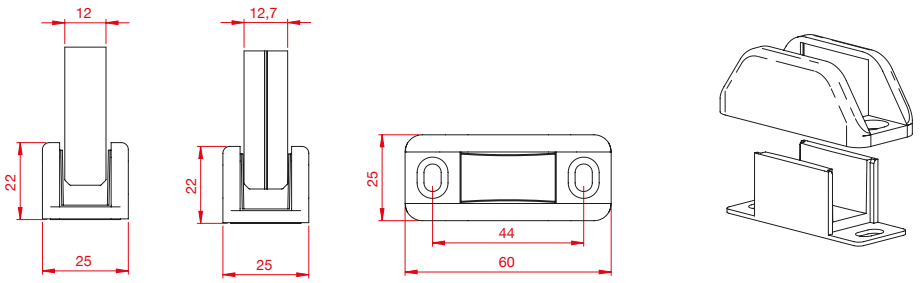

12/12,7 mm (1/2") | **ART. 1486/12**

Adjustable lower guide / Guida inferiore regolabile
Regulierbane Untere Führungen

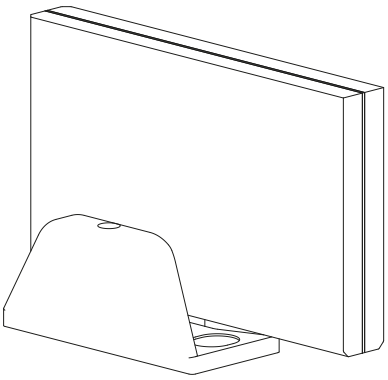

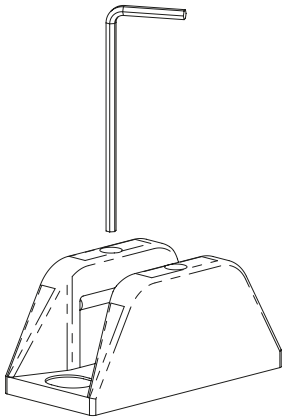

NEW

LOWER GUIDE / GUIDE INFERIORI

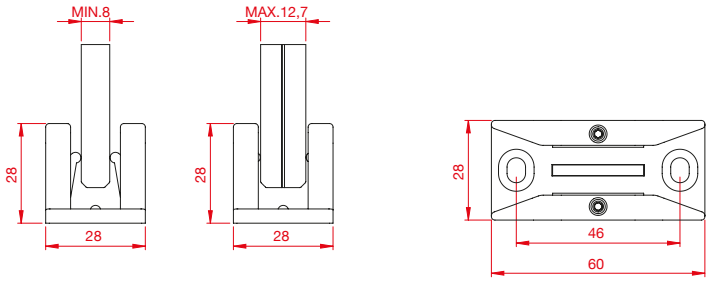

8/8,7 mm 10/10,7 mm (3/8") 12/12,7 mm (1/2")	ART. 1488

Lower guides
Guide inferiori

Lower guide with rubber stopper / Guida inferiore di fine corsa con gommini paracolpi / Untere Führungen mit Gumminstopfen

NEW

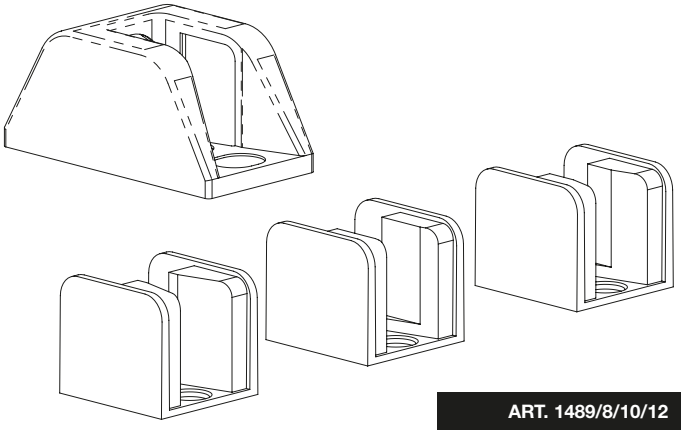

ART. 1489/8/10/12

LOWER GUIDE / GUIDE INFERIORI

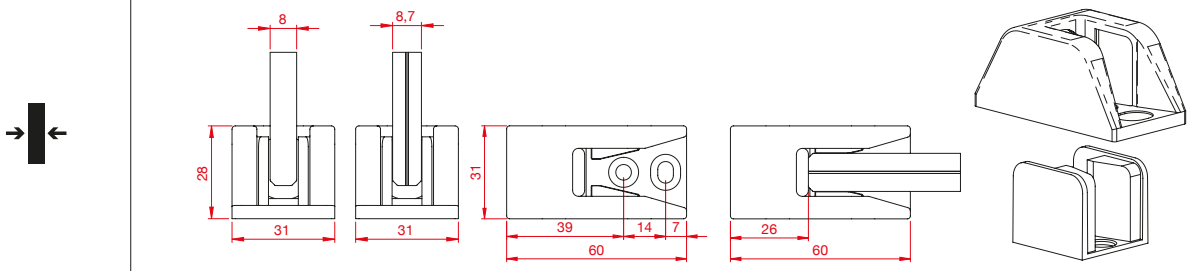

8/8,7 mm | **ART. 1489/8**

LOWER GUIDE / GUIDE INFERIORI

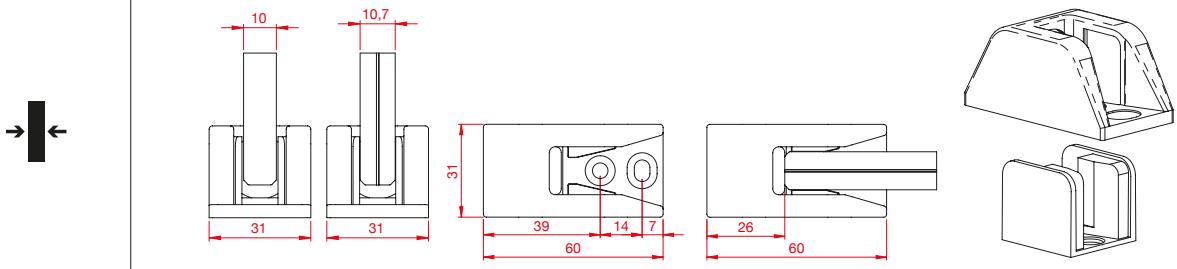

10/10,7 mm (3/8") | **ART. 1489/10**

LOWER GUIDE / GUIDE INFERIORI

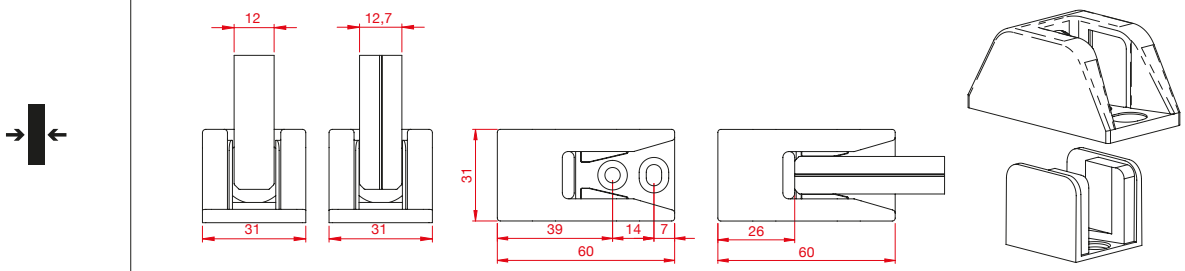

12/12,7 mm (1/2") | **ART. 1489/12**

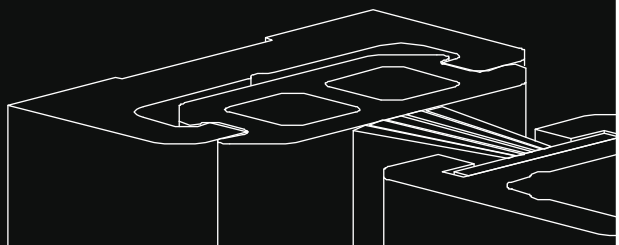

Profiles / Profili

Profiles with gaskets for closures
Profili con guarnizioni per chiusure

Profiles
Profili

Fixed glass profile / Profilo vetro fisso

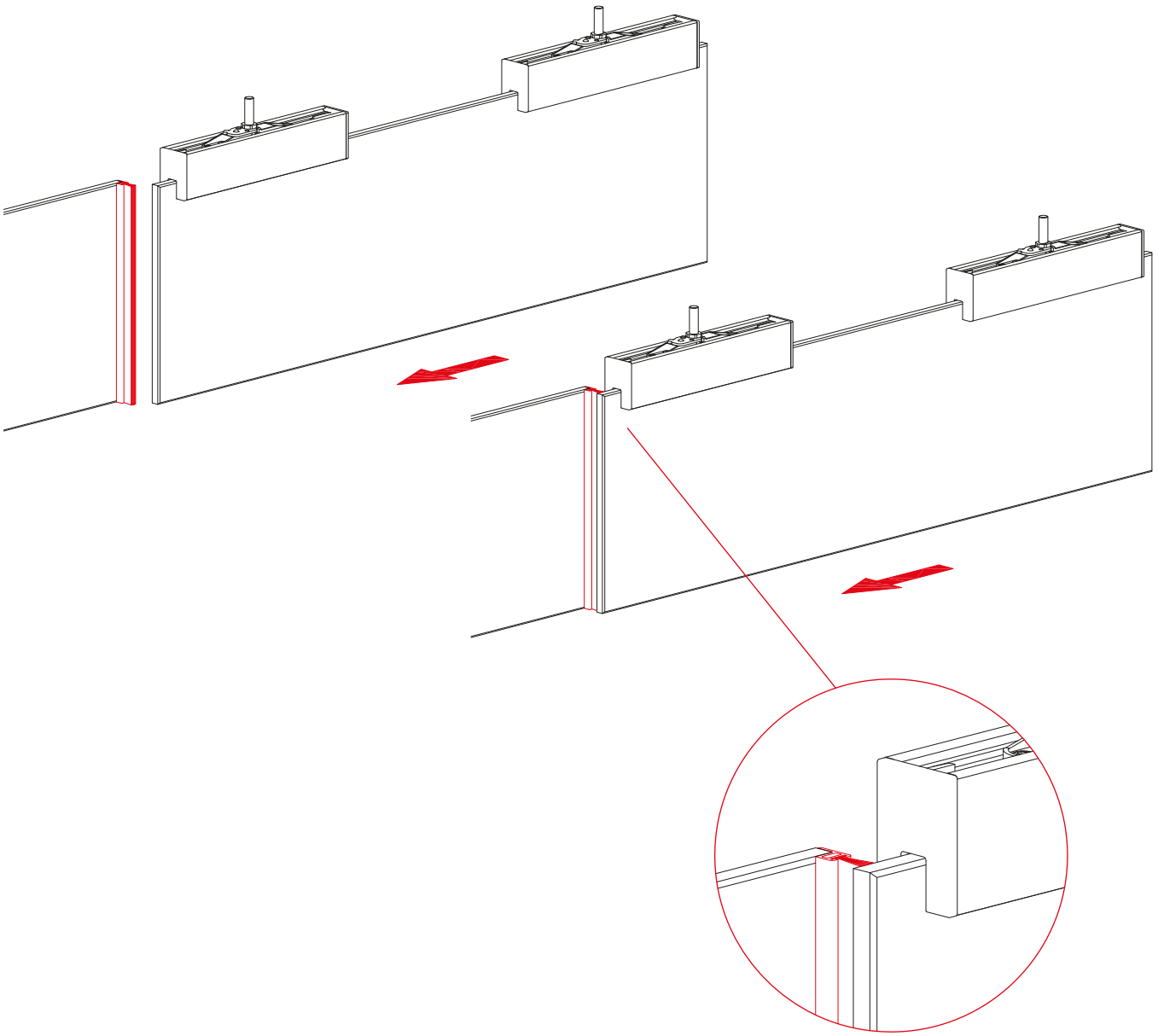

PROFILES / PROFILI

ART. 2264	ART. 266	ART. 2262	ART. 543

ANTI-DUST BRUSH / SPAZZOLINO PARAPOLVERE

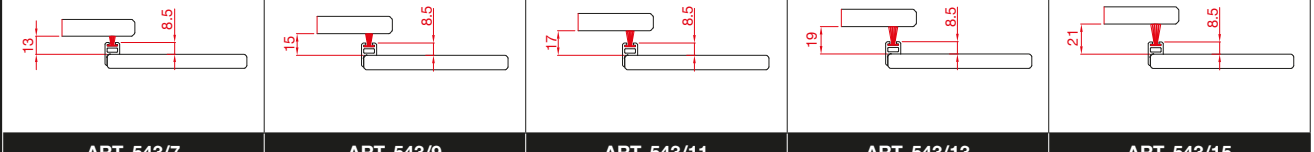

ART. 543/7	ART. 543/9	ART. 543/11	ART. 543/13	ART. 543/15

Jamb glass profile / Profilo vetro battuta

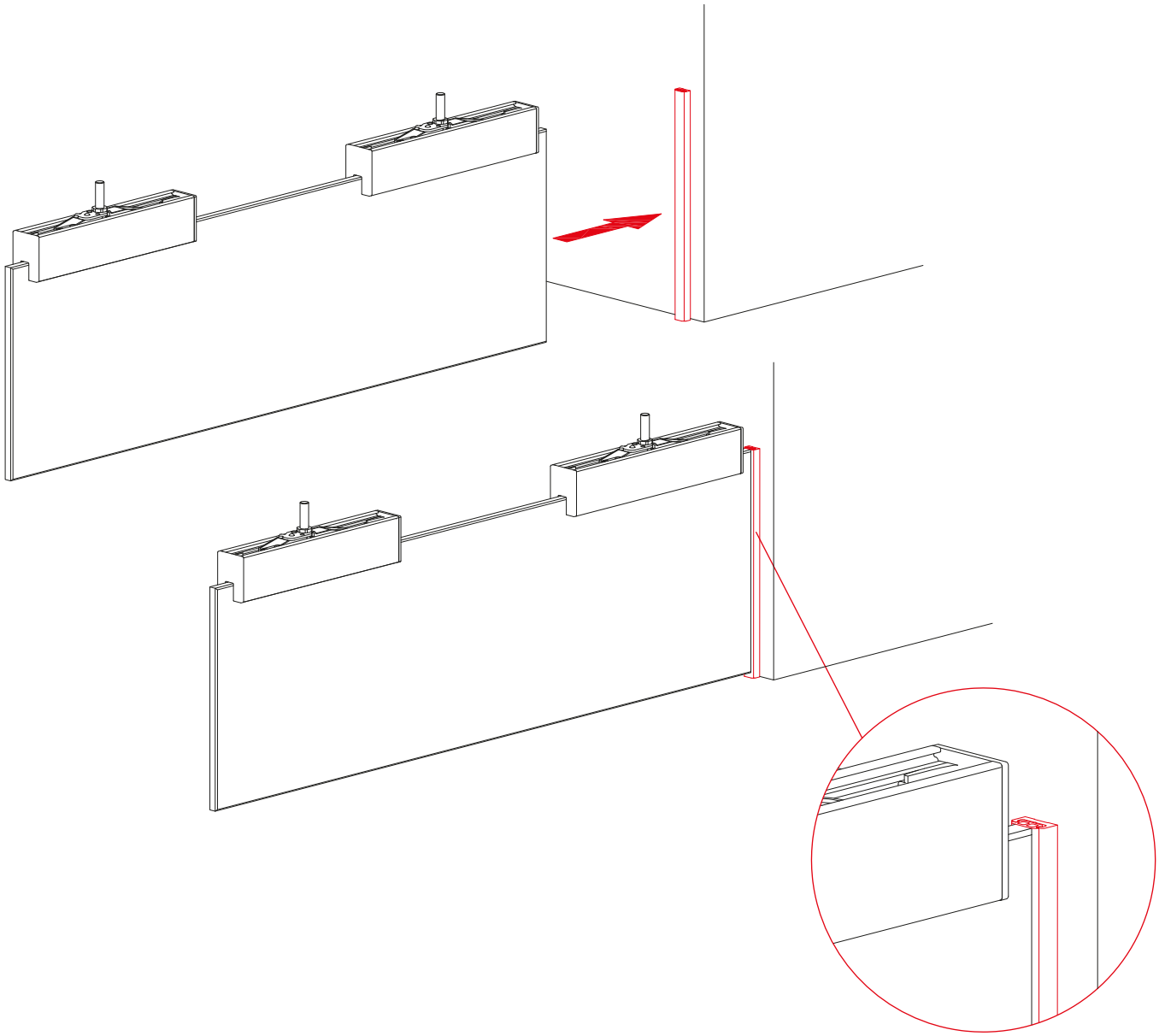

PROFILES / PROFILI

ART. 2264

ART. 266

SIZE DESCRIPTION / DESCRIZIONE MISURE





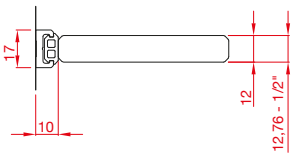

ART. 2264 / ART. 266

Profiles
Profili

Wall-glass profile / Profilo vetro-muro

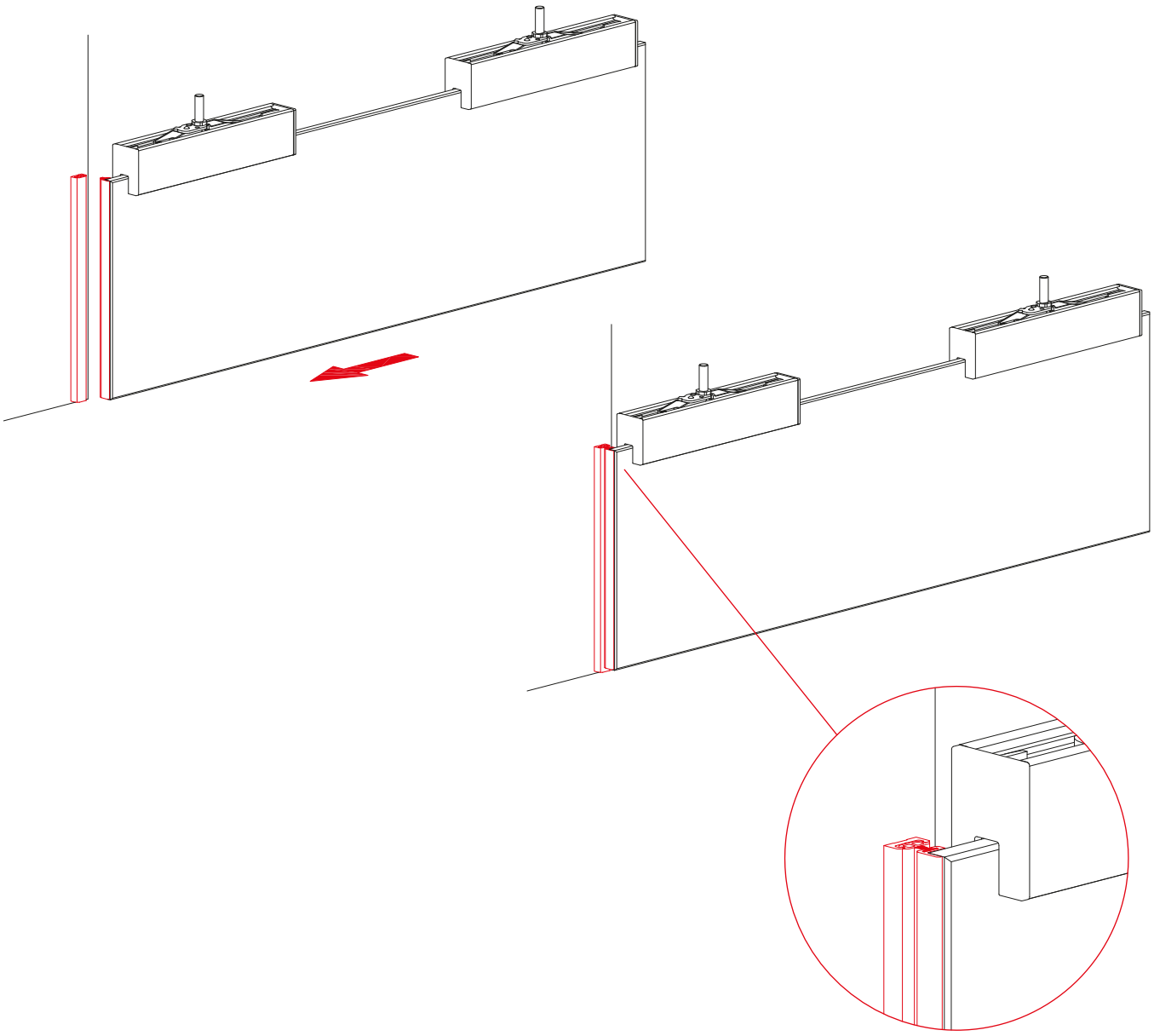

PROFILES / PROFILI

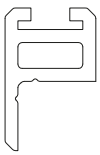

ART. 2262

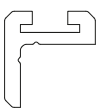

ART. 2263

ART. 2264

ART. 266

ART. 543

ANTI-DUST BRUSH / SPAZZOLINO PARAPOLVERE

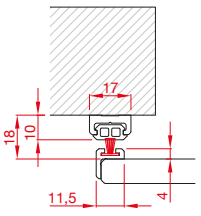

ART. 543/7

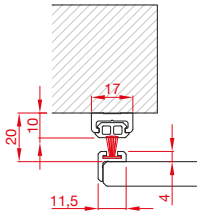

ART. 543/9

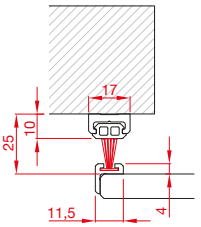

ART. 543/13

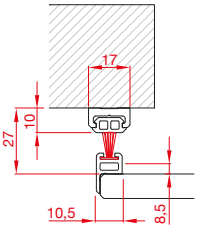

ART. 543/11

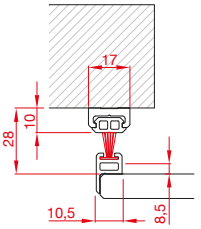

ART. 543/11

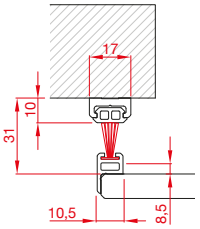

ART. 543/15

Vetro Fisso

Systems for fixed glass panels
Sistemi per vetri fissi

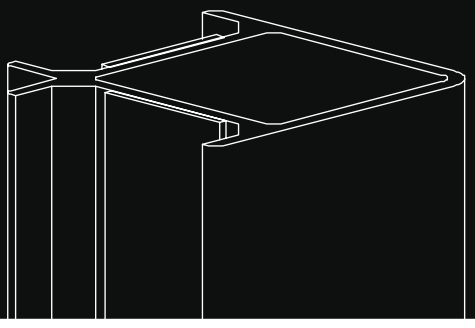

Vetro Fisso

Systems for fixed glass panels
Sistemi per vetri fissi

EN	Profiles and accessories for the creation of glass panels and fixed compartments.
IT	Profili e accessori per la realizzazione di vetrate e vani fissi.
FR	Profils et accessoires pour la réalisation de vitrages et espaces fixes.
DE	Profile und Zubehörteile für die Verwirklichung von Glaswänden und festen Glasräumen.
ES	Perfiles y accesorios para la realización de vidrieras y vanos fijos.

Scheme / Schema

FIXED GLASS PANELS 27 mm - VETRI FISSI 27 mm

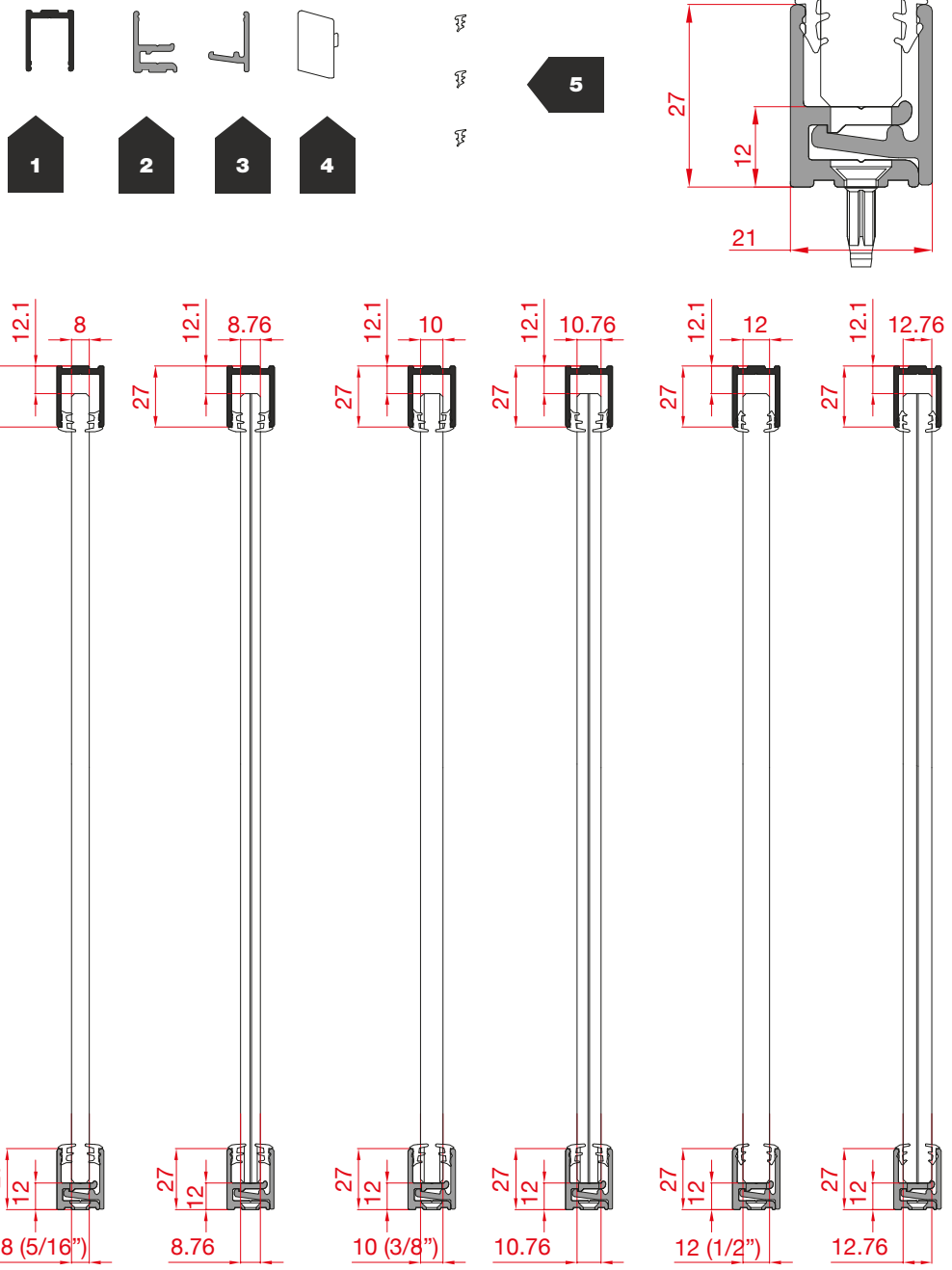

Profiles with adhesive for windows / Profili con adesivo per vetrate / Profils avec adhésif pour vitrages / Profile mit Klebefolien für Glaswänden / Perfiles con adhesivo para vidrieras

N°			KG	
1	1772			
2	1774			
3	1776			

N°			KG	
4	1784			
5	328			For glass Per vetri 8-8,7 mm (5/16")
	326			For glass Per vetri 10-10,7 mm (3/8")
	324			For glass Per vetri 12-12,7 mm (1/2")

Scheme / Schema

FIXED GLASS PANELS 30 mm - VETRI FISSI 30 mm

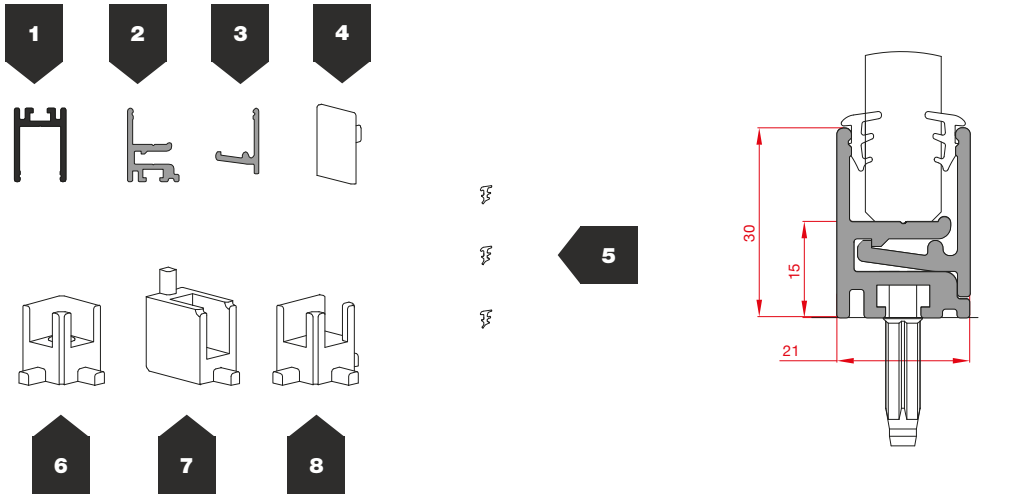

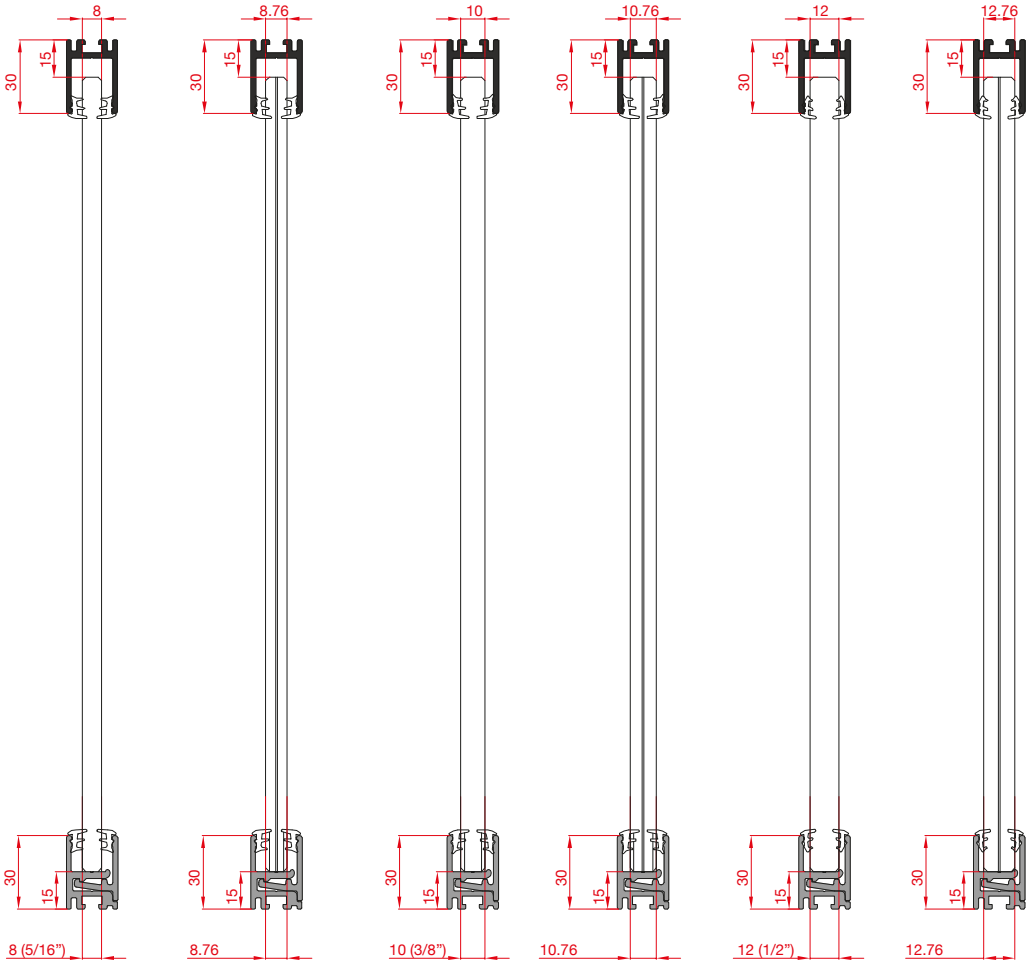

Profiles with adhesive for windows / Profili con adesivo per vetrate / Profils avec adhésif pour vitrages / Profile mit Klebefolien für Glaswänden / Perfiles con adhesivo para vidrieras

N°			KG	
1	1773			
2	1775			
3	1776			
4	1794			

N°			KG	
5	328			For glass Per vetri 8-8,7 mm (5/16")
	326			For glass Per vetri 10-10,7 mm (3/8")
	324			For glass Per vetri 12-12,7 mm (1/2")
6	1777			
7	1779	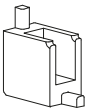		
8	1778			

Vetro Fisso

Profiles with adhesive for windows / Profili con adesivo per vetrate / Profils avec adhésif pour vitrages / Profile mit Klebefolien für Glaswänden / Perfiles con adhesivo para vidrieras

KIT

12,7 mm (1/2")

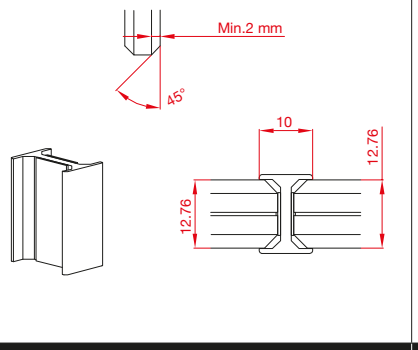

ART. 1741

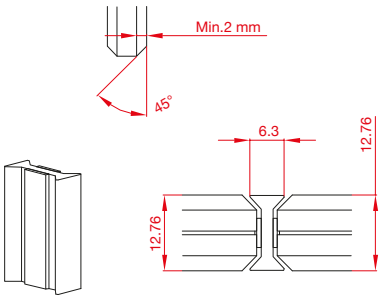

ART. 1781

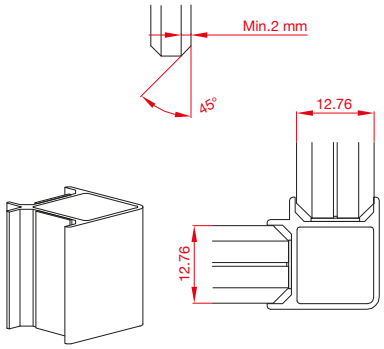

ART. 1745

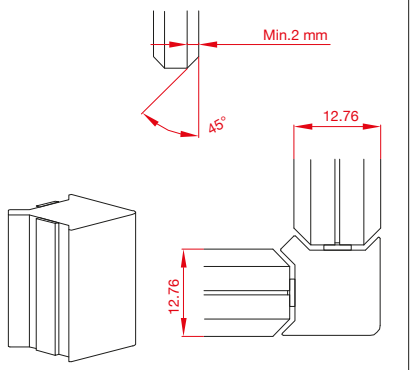

ART. 1785

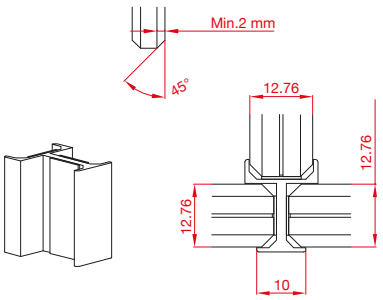

ART. 1743

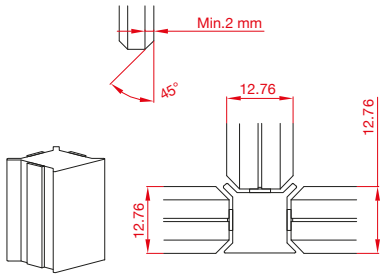

ART. 1783

KIT

12 mm (1/2")

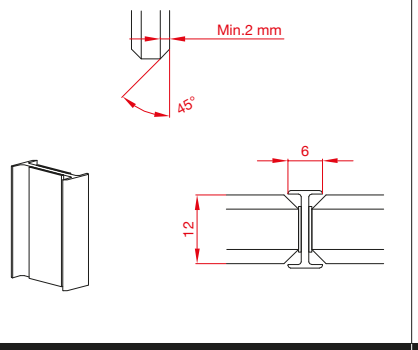

ART. 1747

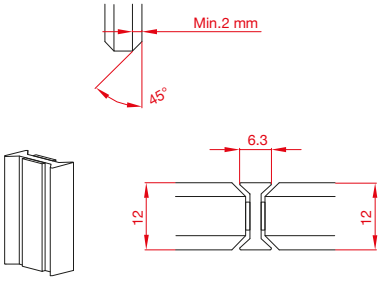

ART. 1787

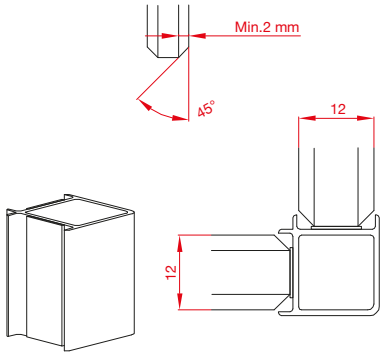

ART. 1749

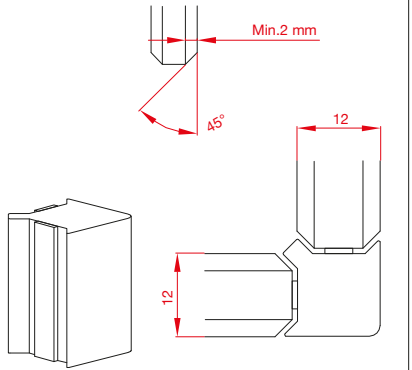

ART. 1789

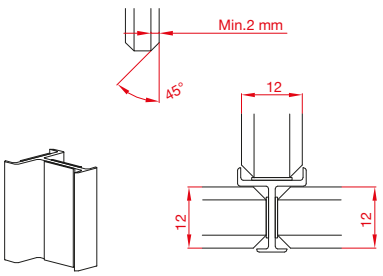

ART. 1748

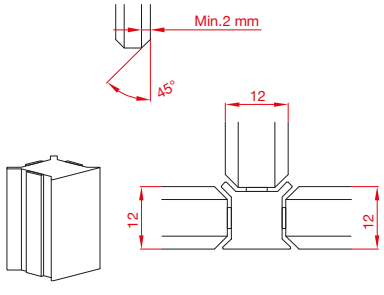

ART. 1788

Profiles with adhesive for windows / Profili con adesivo per vetrate /
Profils avec adhésif pour vitrages / Profile mit Klebefolien für Glaswänden /
Perfiles con adhesivo para vidrieras

KIT

10,7 mm (3/8")

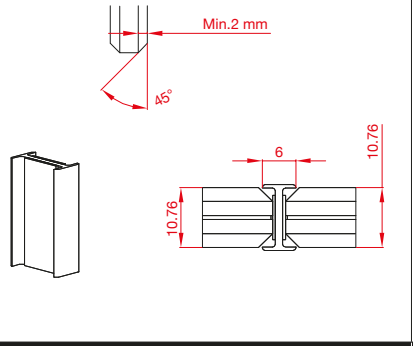

ART. 1761

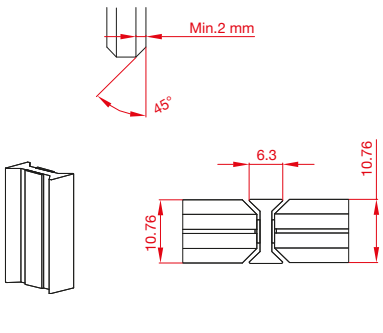

ART. 1791

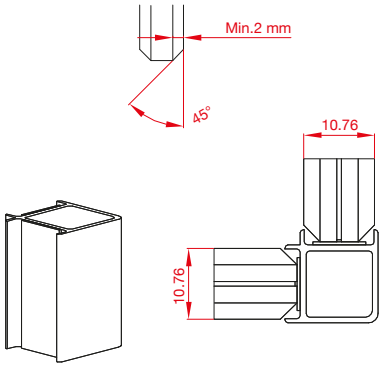

ART. 1765

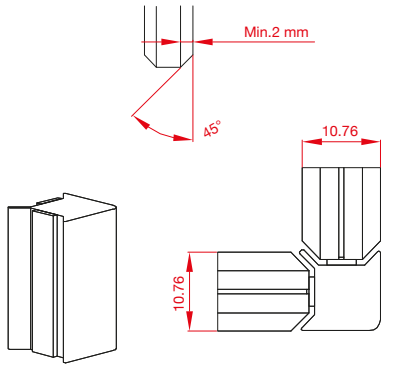

ART. 1795

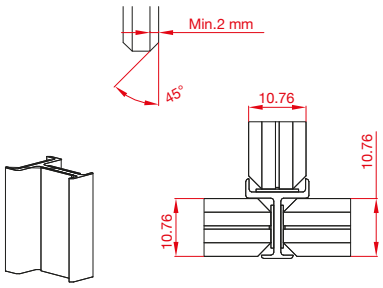

ART. 1763

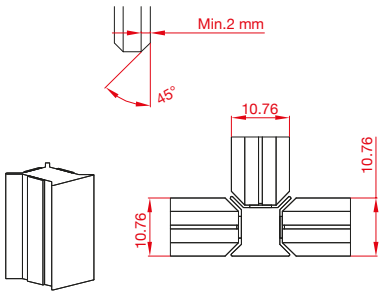

ART. 1793

KIT

10 mm (3/8")

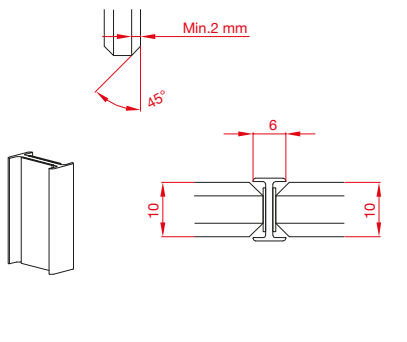

ART. 1767

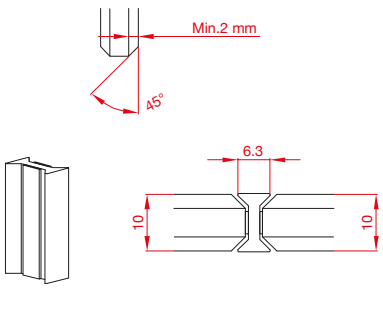

ART. 1797

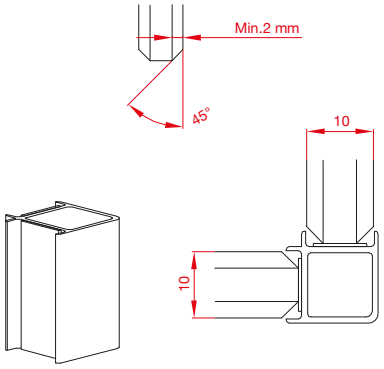

ART. 1769

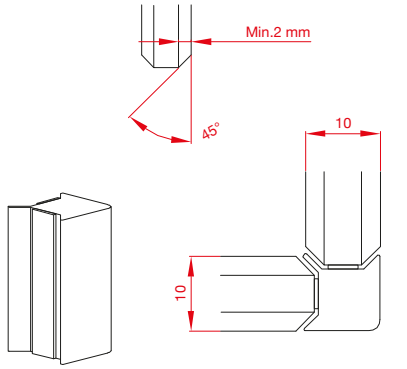

ART. 1799

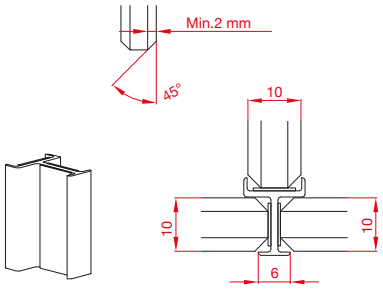

ART. 1768

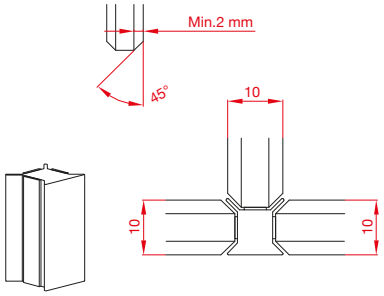

ART. 1798

Vetro Fisso

Profiles with adhesive for windows / Profili con adesivo per vetrate / Profils avec adhésif pour vitrages / Profile mit Klebefolien für Glaswänden / Perfiles con adhesivo para vidrieras

FITTING OF JOINTS / MONTAGGIO GIUNZIONI

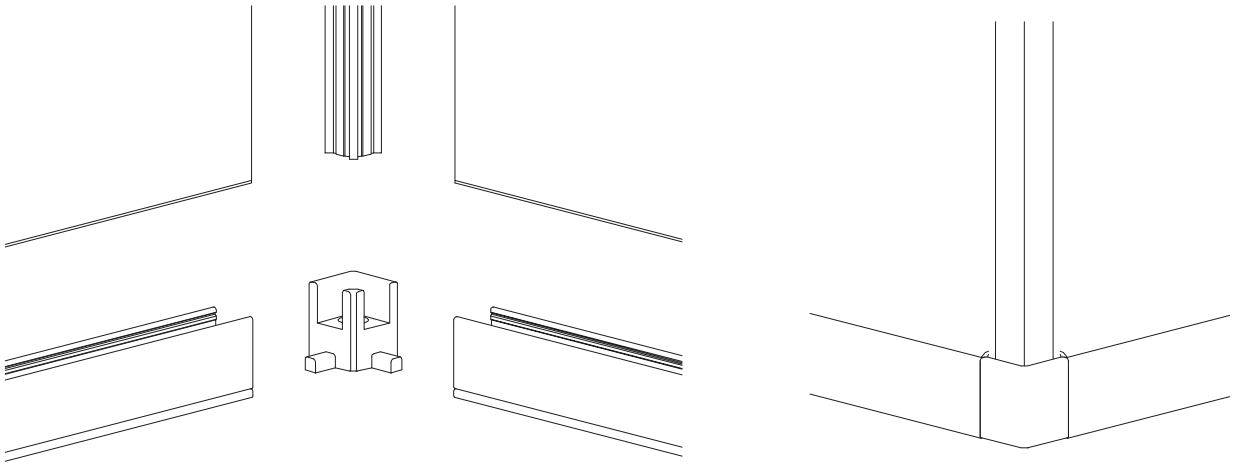

ART. 1777

FITTING OF JOINTS / MONTAGGIO GIUNZIONI

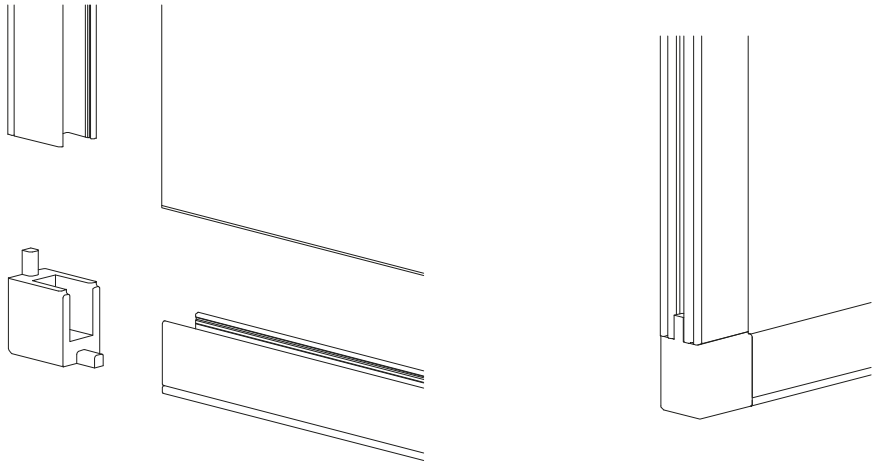

ART. 1779

FITTING OF JOINTS / MONTAGGIO GIUNZIONI

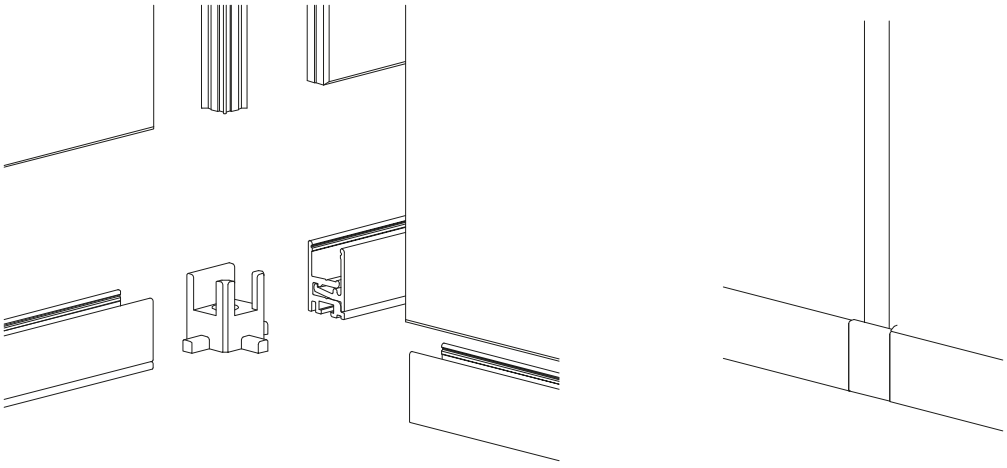

ART. 1778

Micro 40 Fix

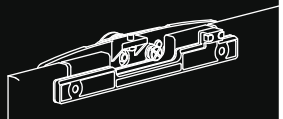

Concealed slides integrated into profiles with reduced dimensions
Scorrevoli invisibili integrati in profili di scorrimento di dimensioni ridotte

Micro 40 Fix

Concealed sliding elements integrated into profiles with reduced dimensions (40 mm)
Scorrevoli invisibili integrati in profili di scorrimento di dimensioni ridotte (40 mm)

NEW

EN	**CONCEALED** sliding elements, for fixed glass wall, integrated into aluminium profiles with reduced dimensions (40 mm)
IT	Sistema di scorrevoli **INVISIBIL**I per pareti in vetro fisso, integrati in profili di scorrimento in alluminio di dimensioni ridotte (40 mm)
FR	Système de coulisses **INVISIBLES** intégrées dans les profils de glissement en aluminium avec des dimensions réduites (40 mm), pour le mur de verre fixe
DE	**NICHT SICHTBARE** Schiebesysteme, die in die Schiebeprofile aus Aluminium integriert wurden mit geringen Abmessungen (40 mm). Für feste Glaswand
ES	Sistema de correderas **INVISIBLES** integradas en los perfiles de deslizamiento de aluminio con dimensiones reducidas (40 mm), para la pared de cristal fijo

NEW

Micro 40 Fix

Scheme / Schema

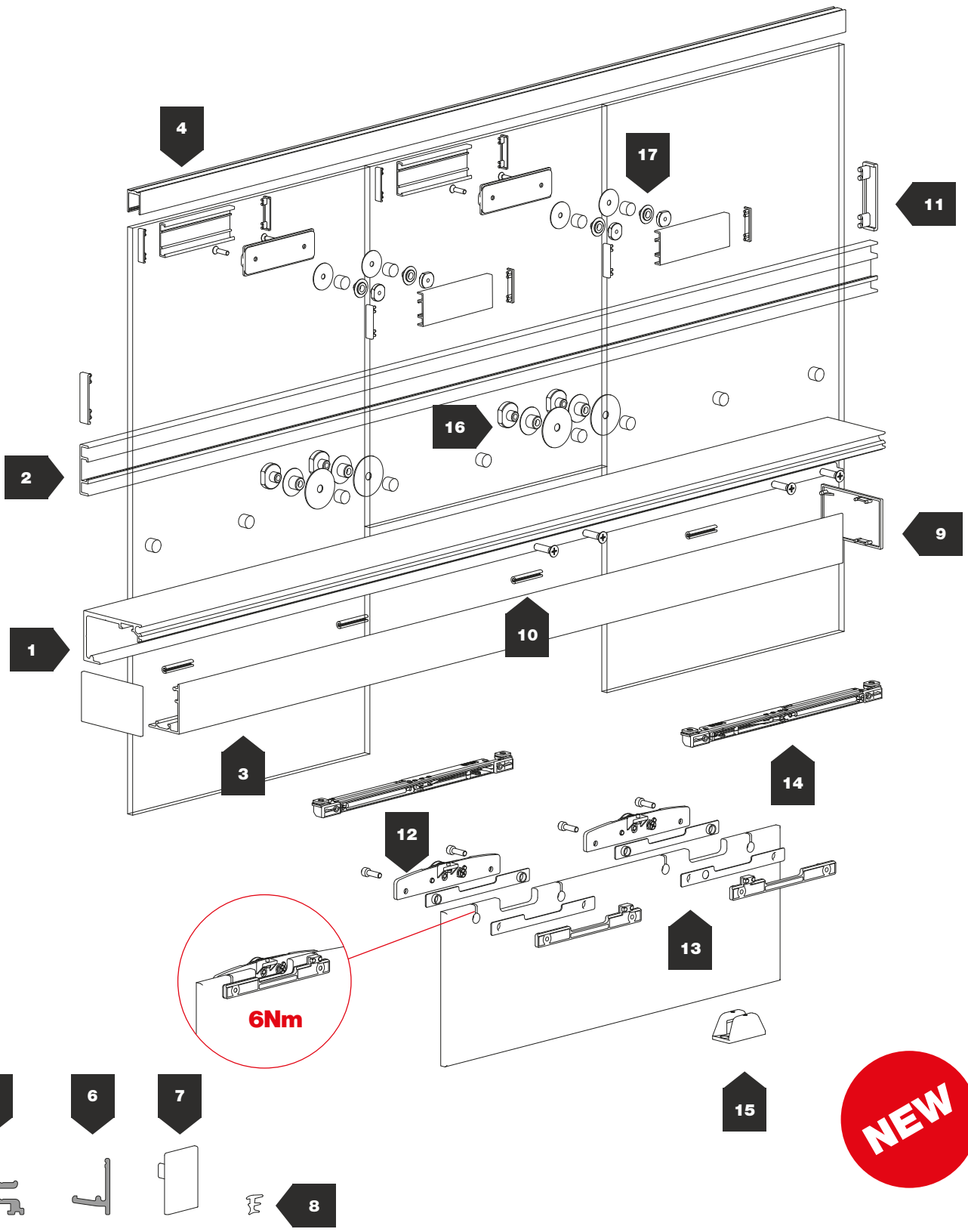

8 mm ÷ 10,7 mm

60 Kg

Micro 40 Fix Model / Modello Micro 40 Fix
Modèle Micro 40 Fix / Micro 40 Fix Modell
Modelo Micro 40 Fix

N°			KG	
1	2600		50	
2	2615		50	
3	2610	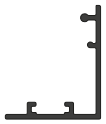	50	
4	1772		50	
5	1774	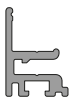	50	
6	1776	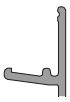		
7	1794	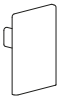		
8	328			For glass Per vetri 8-8,7 mm (5/16")
	326			For glass Per vetri 10-10,7 mm (3/8")

N°			KG	
9	2612	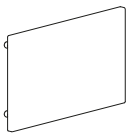		
10	1222			
11	2618			
12	2602	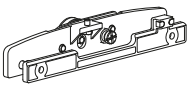	50	
13	2606/8	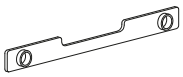		For glass Per vetri 8-8,7 mm (5/16")
	2606/10			For glass Per vetri 10-10,7 mm (3/8")
14	2604	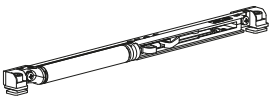	50	
15	1488		50	
16	2628			
17	2608	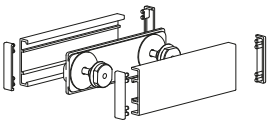		

Micro 40 Fix

Micro 40 Fix Model / Modello Micro 40 Fix
Modèle Micro 40 Fix / Micro 40 Fix Modell
Modelo Micro 40 Fix

CODE	KG	KIT
2602/2604	50	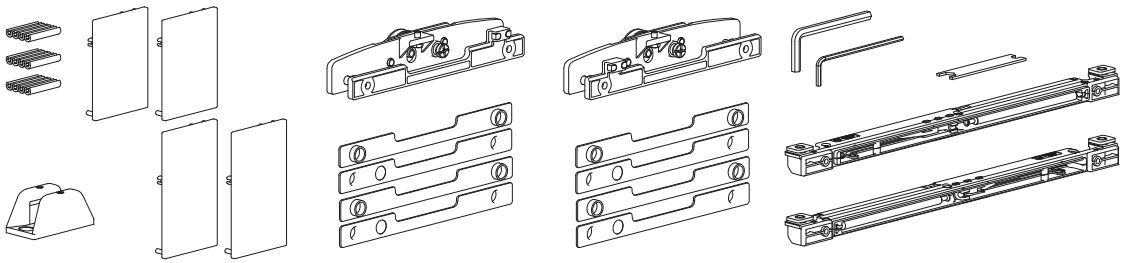

ALUMINIUM TRACKS / BINARI IN ALLUMINIO

ART. 2600

ART. 2615

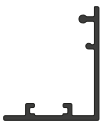

ART. 2610

ACCESSORIES / ACCESSORI

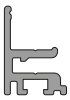

ART. 1774

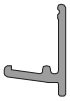

ART. 1776

ART. 1772

ART. 328 (8/8,7mm - 5/16")

ART. 326 (10/10,7 mm - 3/8")

SIZE DESCRIPTION / DESCRIZIONE MISURE

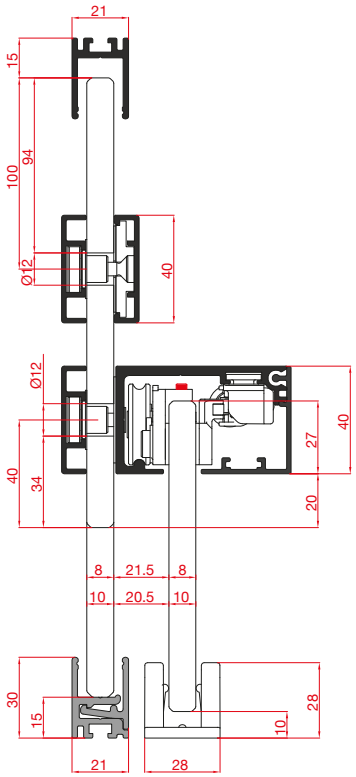

ART. 2612

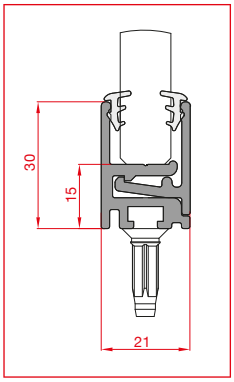

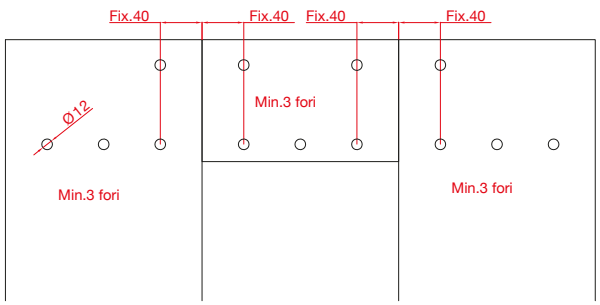

FIXED GLASS MILLING / FRESATURA VETRI FISSI

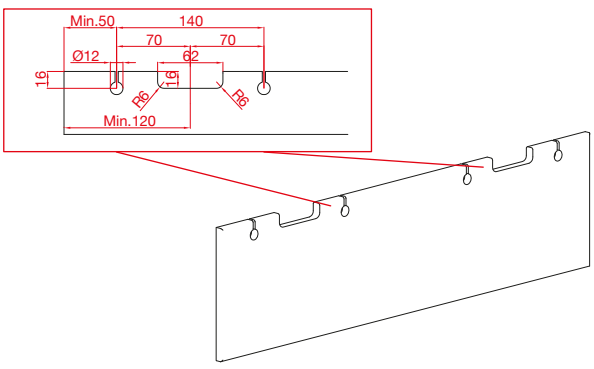

GLASS DOOR MILLING / FRESATURA ANTA VETRO

EASY TO MOUNTING / FACILE DA MONTARE

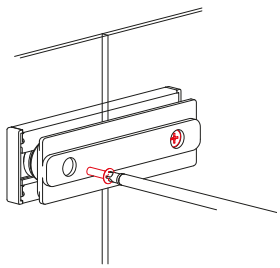
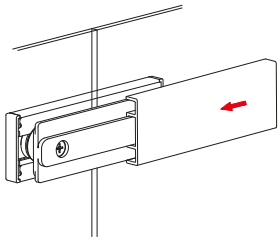
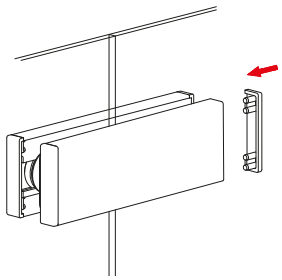
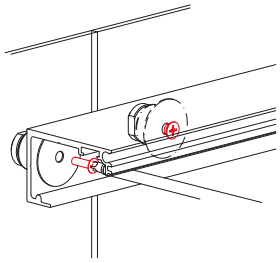
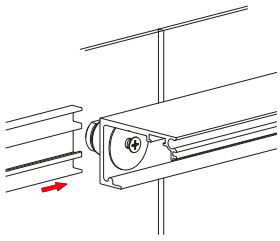
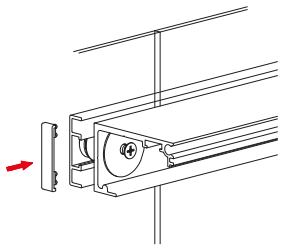
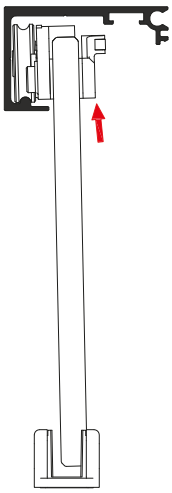
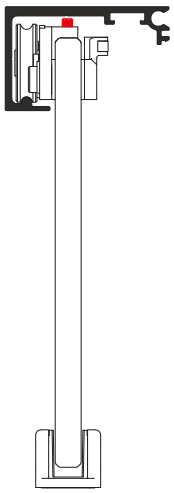
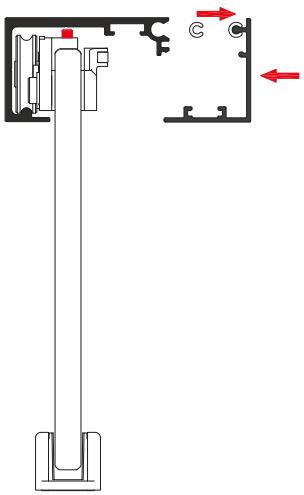

FOR FIXED GLASS, PLEASE LOOK AT PAGE 17
LE VARIE COMPOSIZIONI DEI VETRI FISSI SI TROVANO A PAG. 17

ART. 1773	ART. 1775	ART. 1776	ART. 1794	ART. 328 (8/8,7mm - 5/16")	ART. 326 10/10,7 mm - 3/8")

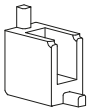

ART. 1777	ART. 1779	ART. 1778

www.ternoscorrevoli.com/micro-40-fix

Solo Vetro

Concealed sliding elements built into the aluminium sliding profiles
Scorrevoli invisibili integrati nei profili di scorrimento in alluminio

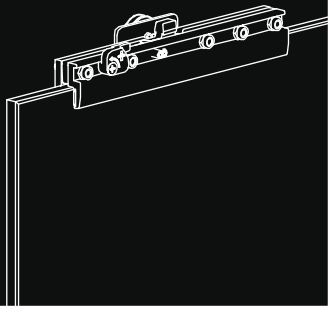

Solo Vetro

System of concealed sliding elements built into the aluminium sliding profiles
Sistema di scorrevoli invisibili integrati nei profili di scorrimento in alluminio

EN	System of **CONCEALED** sliding elements built into the aluminium sliding profiles
IT	Sistema di scorrevoli **INVISIBILI** integrati nei profili di scorrimento in alluminio
FR	Système de coulisses **INVISIBLES** intégrées dans les profils de glissement en aluminium
DE	**NICHT SICHTBARE** Schiebesysteme, die in die Schiebeprofile aus Aluminium integriert wurden
ES	Sistema de correderas **INVISIBLES** integradas en los perfiles de deslizamiento de aluminio

Solo Vetro

Scheme / Schema

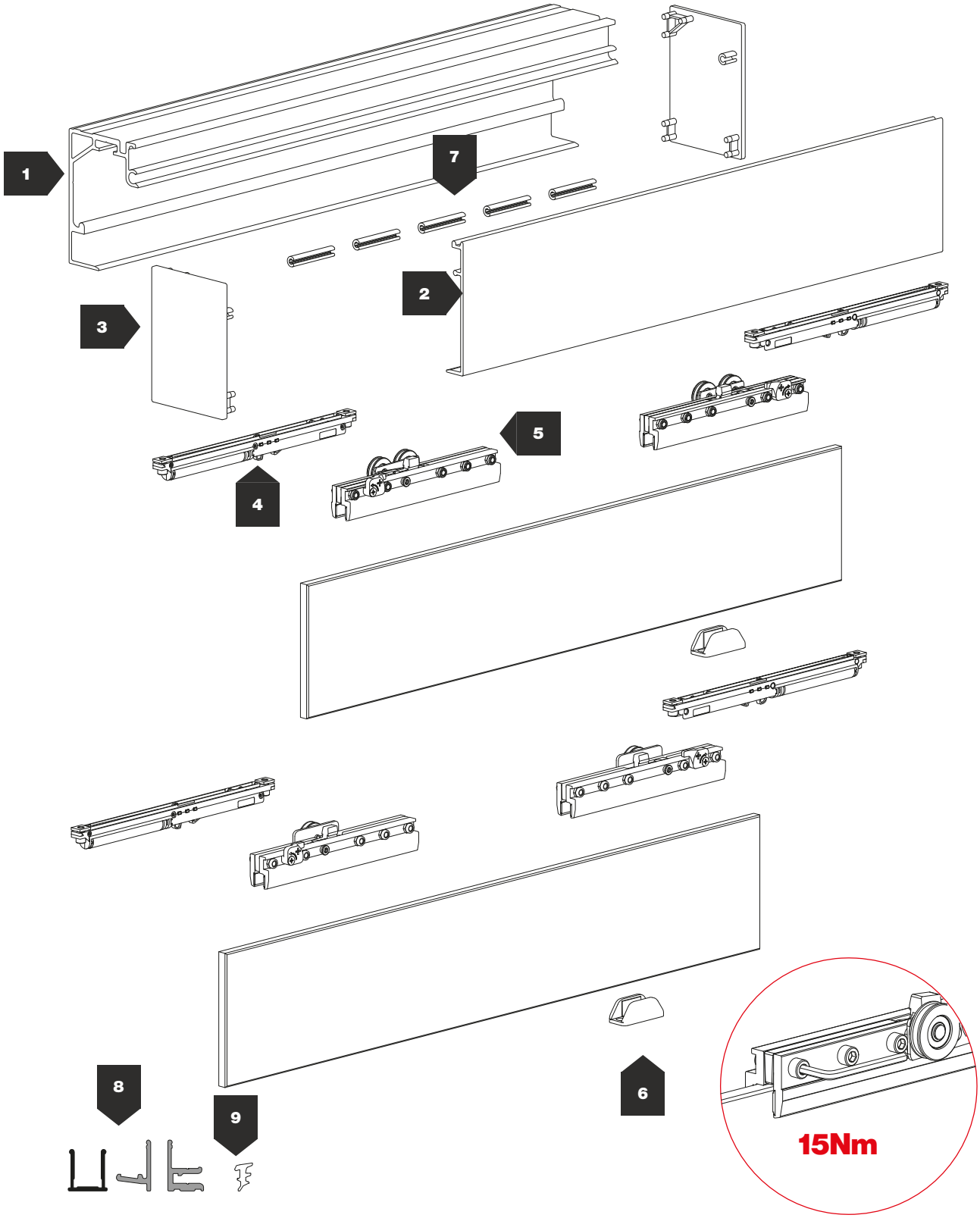

8 mm ÷ 12,7 mm

Kit for N° 1 door / Kit per N° 1 porta

Solo Vetro Model / Modello Solo Vetro
Modèle Solo Vetro / Solo Vetro Modell / Modelo Solo Vetro

N°			KG	
1	2710	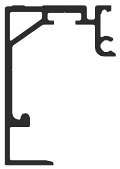	50 ÷ 80	
	2720	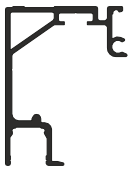	50 ÷ 80	
2	2730		50 ÷ 80	
3	2716		50 ÷ 80	
	2718		50 ÷ 80	
4	2119	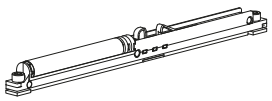	50	
	2061		80	
5	2700	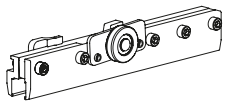	50	
	2700/2	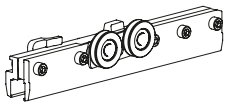	80	
6	1486/8		50 ÷ 80	For glass Per vetri 8-8,7 mm (5/16")
	1486/10		50 ÷ 80	For glass Per vetri 10-10,7 mm (3/8")
	1486/12		50 ÷ 80	For glass Per vetri 12-12,7 mm (1/2")
	1486/8		50 ÷ 80	For glass Per vetri 8-8,7 mm (5/16")

N°			KG	
	1486/10		50 ÷ 80	For glass Per vetri 10-10,7 mm (3/8")
	1486/12		50 ÷ 80	For glass Per vetri 12-12,7 mm (1/2")
	1488		50 ÷ 80	For glass Per vetri 8-8,7 mm (5/16") 10-10,7 mm (3/8") 12-12,7 mm (1/2") OPTIONAL
	1489/8		50 ÷ 80	For glass Per vetri 8-8,7 mm (5/16") OPTIONAL
	1489/10		50 ÷ 80	For glass Per vetri 10-10,7 mm (3/8") OPTIONAL
	1489/12		50 ÷ 80	For glass Per vetri 12-12,7 mm (1/2") OPTIONAL
7	1222		50 ÷ 80	
8	2740		50 ÷ 80	For glass Per vetri 8-8,7 mm (5/16") 10-10,7 mm (3/8") 12-12,7 mm (1/2")
	1776	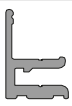		
	1774	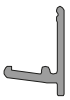		
9	328		50 ÷ 80	For glass Per vetri 8-8,7 mm (5/16")
	326			For glass Per vetri 10-10,7 mm (3/8")
	324			For glass Per vetri 12-12,7 mm (1/2")

Solo Vetro

Solo Vetro Model / Modello Solo Vetro
Modèle Solo Vetro / Solo Vetro Modell / Modelo Solo Vetro

CODE	KG	KIT
2700/ 2119/A	50	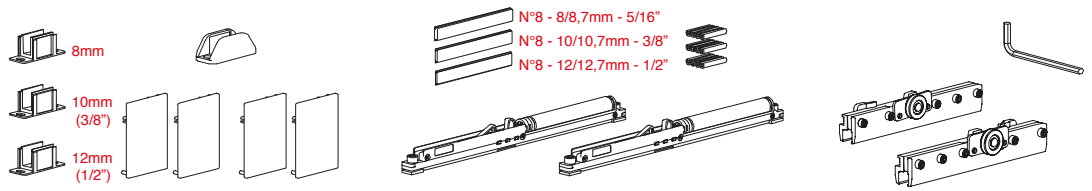
2700/ 2/2061/A	80	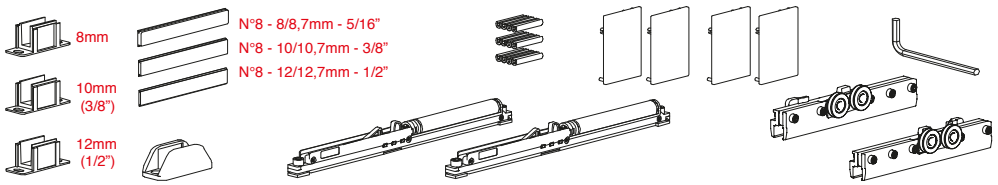

ACCESSORIES / ACCESSORI

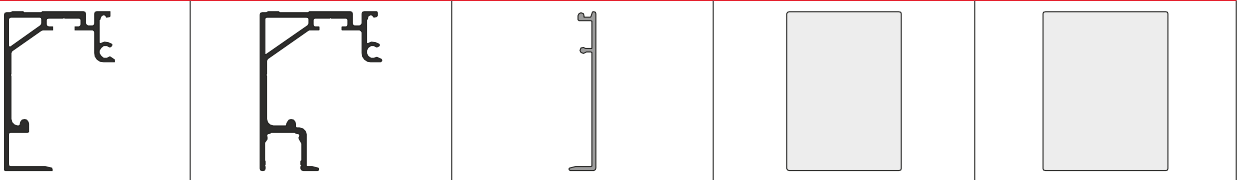

ART. 2710	ART. 2720	ART. 2730	ART. 2716	ART. 2718

ACCESSORIES / ACCESSORI

ART. 1774	ART. 1776	ART. 2740	ART. 328 (8/8,7mm - 5/16")	ART. 326 (10/10,7 mm - 3/8")	ART. 324 (12/12,7 mm - 1/2")

SIZE DESCRIPTION / DESCRIZIONE MISURE

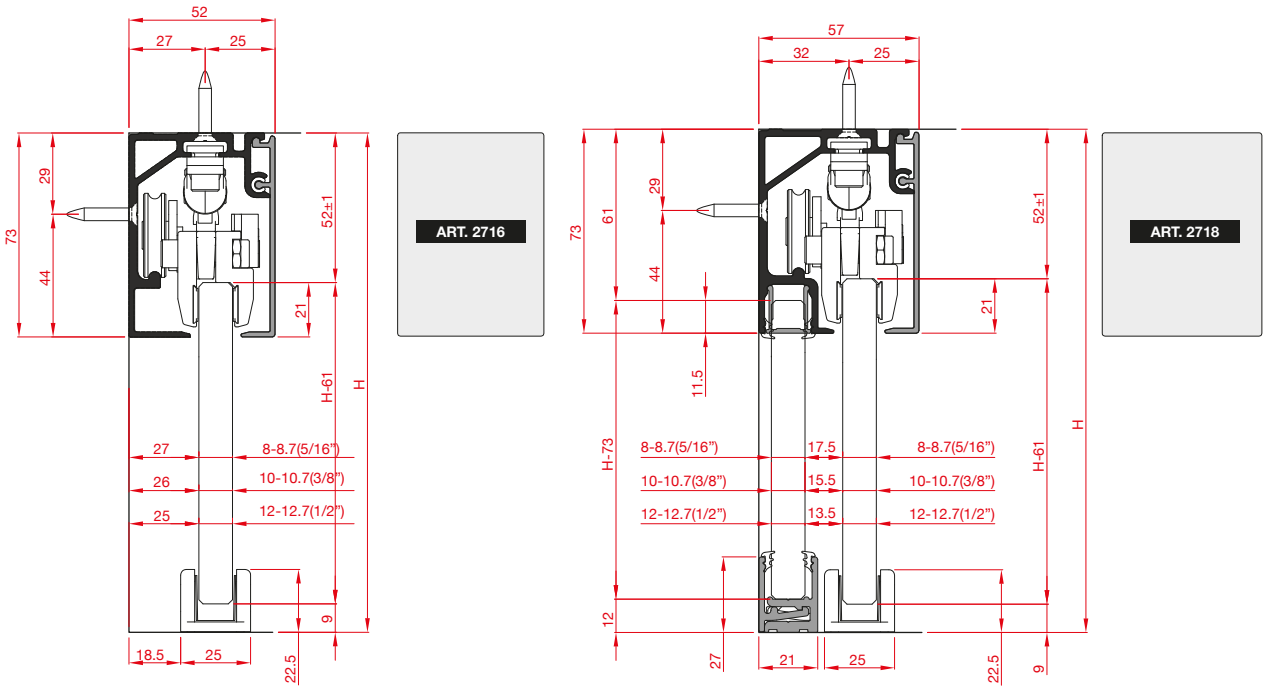

EASY TO MOUNTING / FACILE DA MONTARE

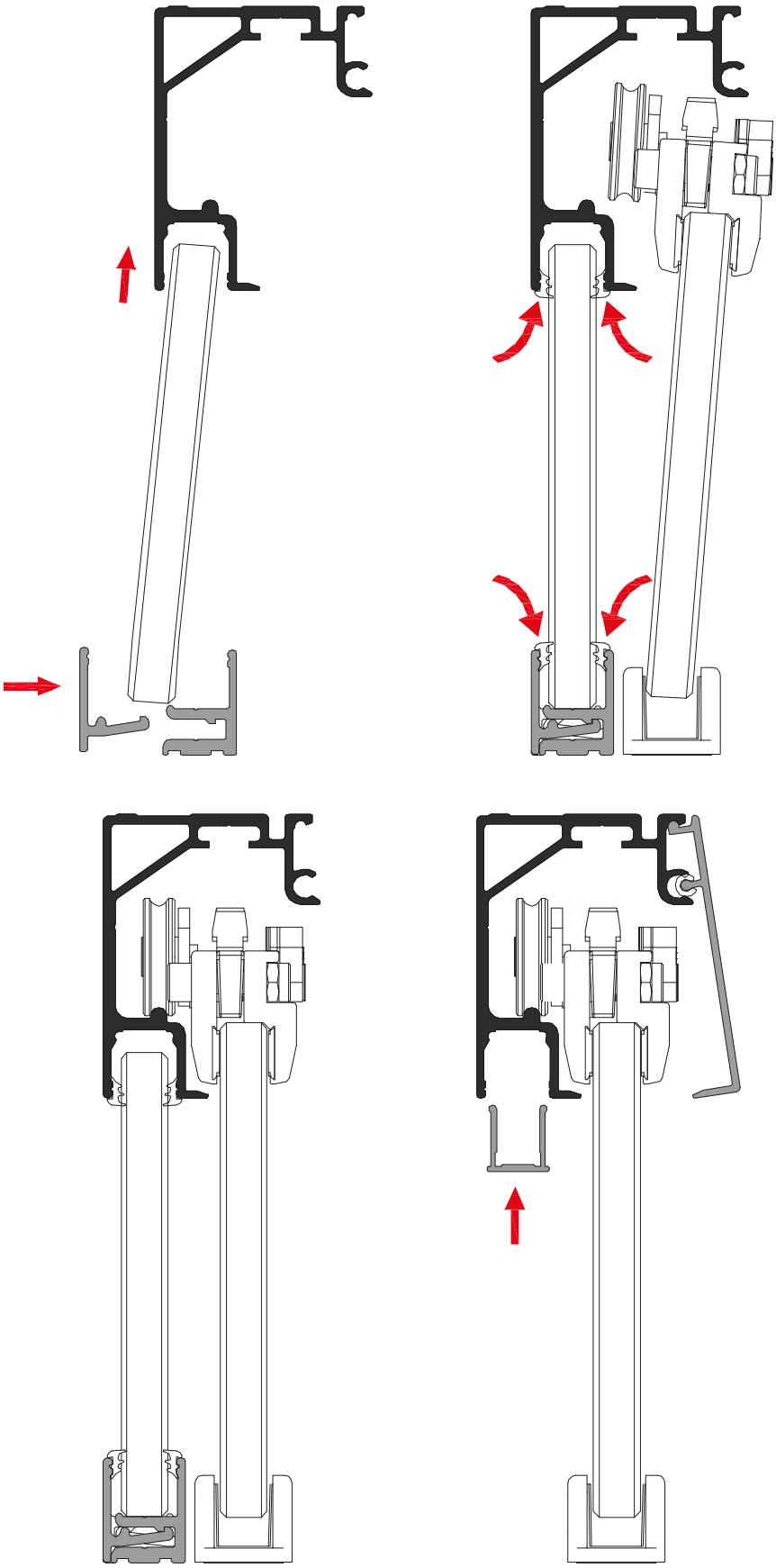

Scheme / Schema

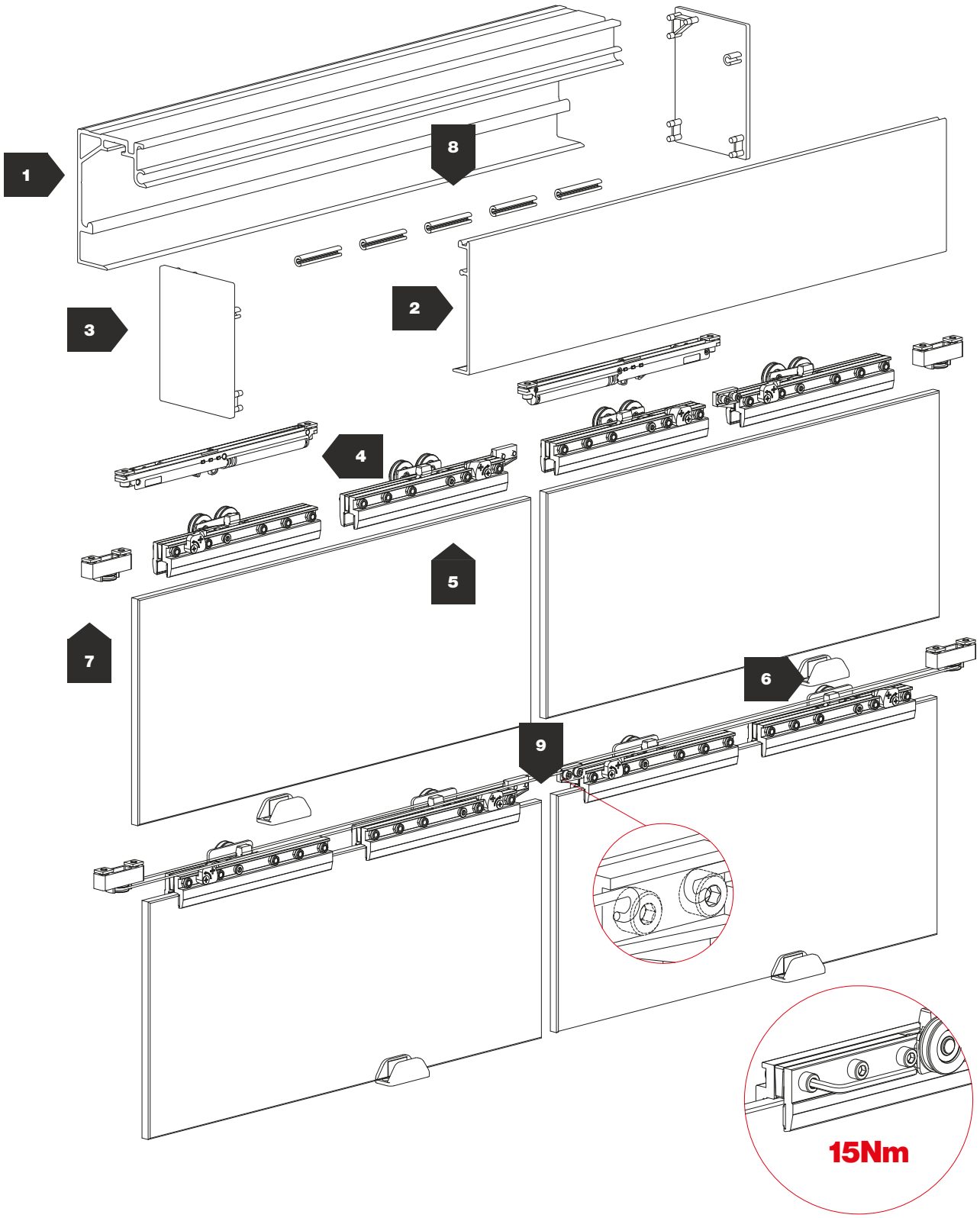

8 mm ÷ 12,7 mm

Simultaneous / Apertura simultanea

Solo Vetro Model / Modello Solo Vetro
Modèle Solo Vetro / Solo Vetro Modell / Modelo Solo Vetro

N°			KG	
1	2710	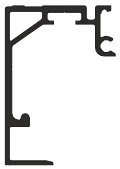	50 ÷ 80	
	2720	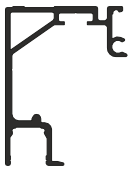	50 ÷ 80	
2	2730		50 ÷ 80	
3	2716		50 ÷ 80	
	2718		50 ÷ 80	
4	2119	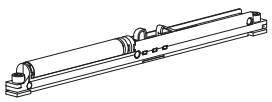	50	
	2061		80	
5	2700	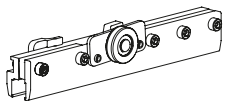	50	
	2700/2	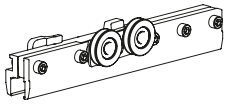	80	
6	2702	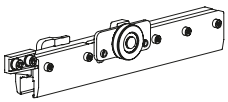	50	
	2702/2	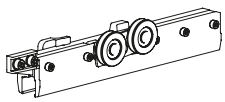	80	

N°			KG	
	1486/8		50 ÷ 80	For glass Per vetri 8-8,7 mm (5/16")
	1486/10		50 ÷ 80	For glass Per vetri 10-10,7 mm (3/8")
	1486/12		50 ÷ 80	For glass Per vetri 12-12,7 mm (1/2")
	1488		50 ÷ 80	For glass Per vetri 8-8,7 mm (5/16") 10-10,7 mm (3/8") 12-12,7 mm (1/2") OPTIONAL
	1489/8		50 ÷ 80	For glass Per vetri 8-8,7 mm (5/16") OPTIONAL
	1489/10		50 ÷ 80	For glass Per vetri 10-10,7 mm (3/8") OPTIONAL
	1489/12		50 ÷ 80	For glass Per vetri 12-12,7 mm (1/2") OPTIONAL
8	2714		50 ÷ 80	
9	88	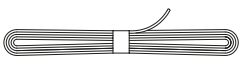	50 ÷ 80	

Solo Vetro

Solo Vetro Model / Modello Solo Vetro
Modèle Solo Vetro / Solo Vetro Modell / Modelo Solo Vetro

CODE	KG	KIT
2702/ 2714/A	50	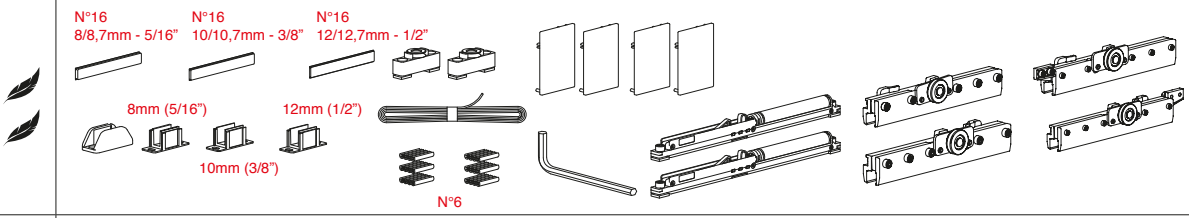
2702/ 2/2714/A	80	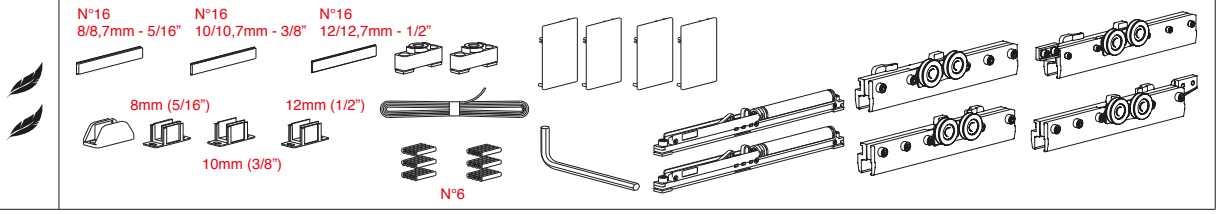

ACCESSORIES / ACCESSORI

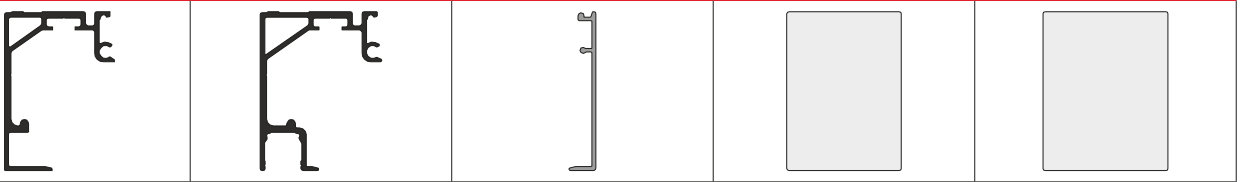

ART. 2710	ART. 2720	ART. 2730	ART. 2716	ART. 2718

ACCESSORIES / ACCESSORI

ART. 1774	ART. 1776	ART. 2740	ART. 328 (8/8,7mm - 5/16")	ART. 326 (10/10,7 mm - 3/8")	ART. 324 (12/12,7 mm - 1/2")

SIZE DESCRIPTION / DESCRIZIONE MISURE

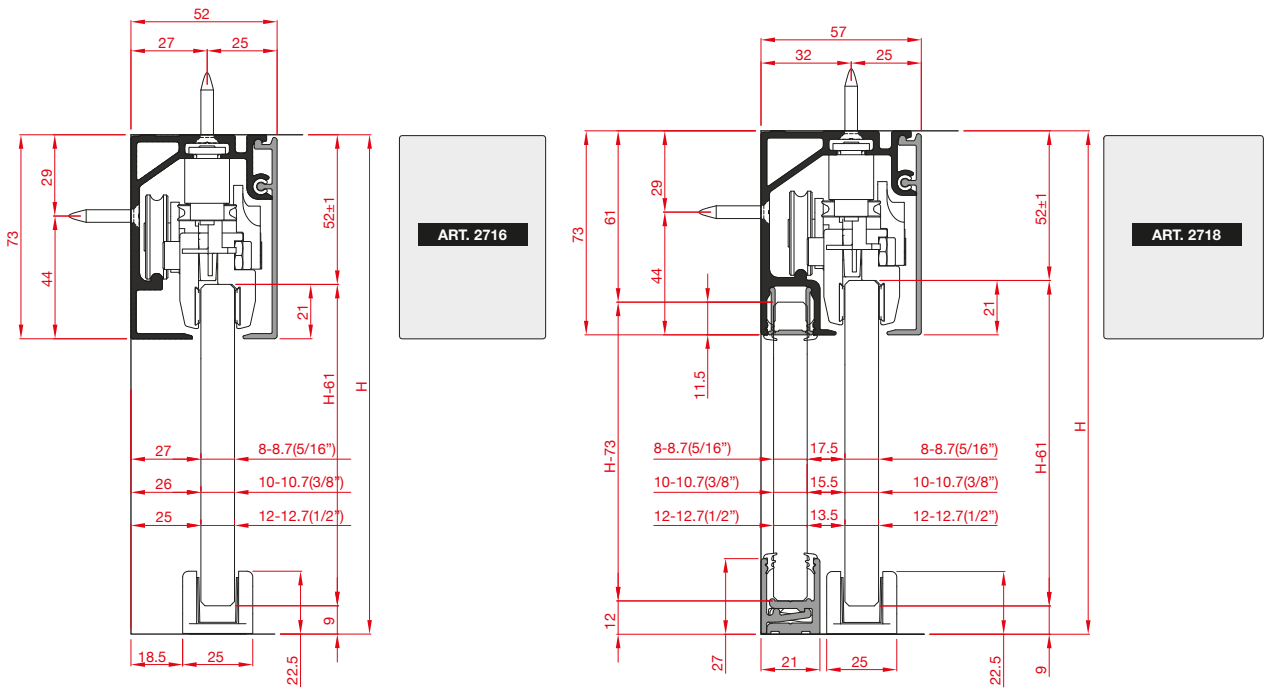

EASY TO MOUNTING / FACILE DA MONTARE

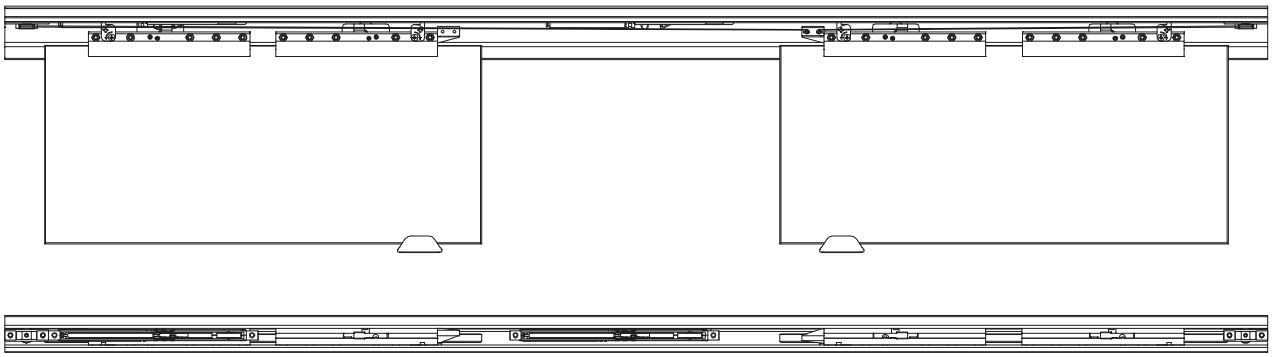

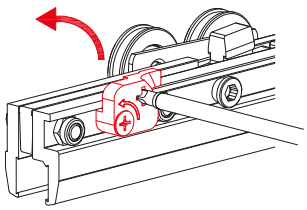

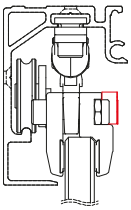

Activation anti-release
Attivazione antisganciamento

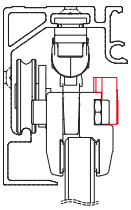

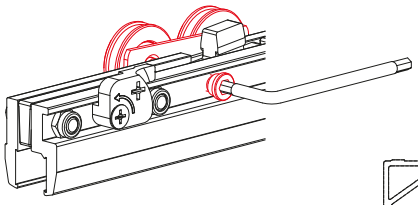

Carriage adjustment
Regolazione carrello

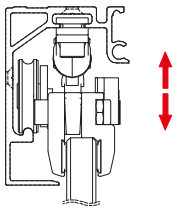

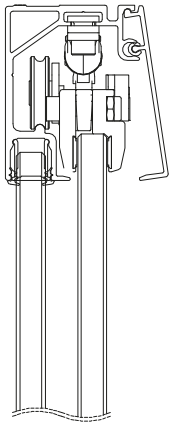

Connection outer rail
Aggancio binario esterno

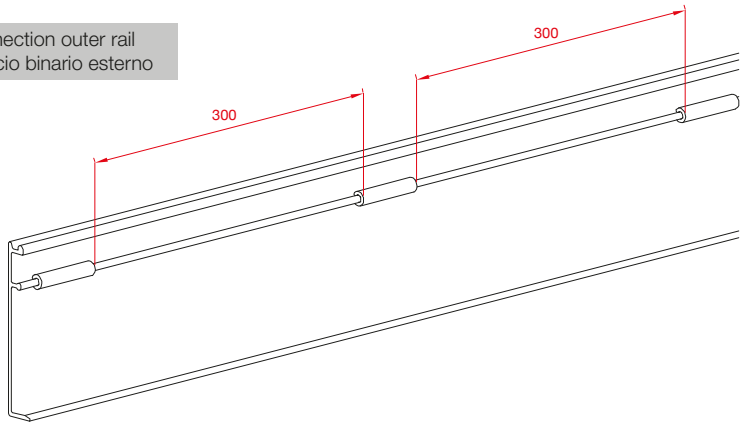

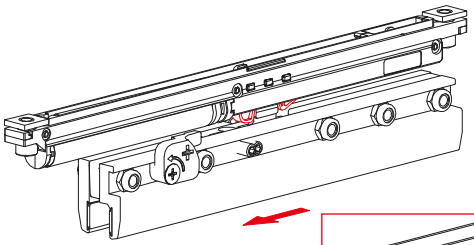

Automatic loading amortised clip
Caricamento automatico fermo ammortizzato

Attachment plugs
Fissaggio tappi

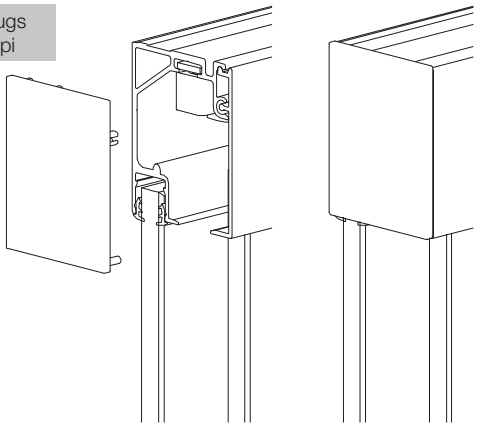

www.ternoscorrevoli.com/solovetro

Solo Vetro Light

Concealed sliding elements for plasterboard walls
Sistema di scorrevoli invisibili per pareti in cartongesso

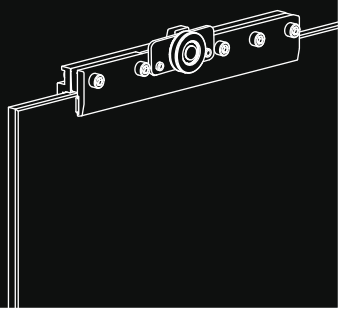

Solo Vetro Light

System of concealed sliding elements built into the profiles, for plasterboard walls
Sistema di scorrevoli invisibili integrati nei profili di scorrimento, per pareti in cartongesso

NEW

EN	System of **CONCEALED** sliding elements built into the aluminium sliding profiles, for plasterboard walls
IT	Sistema di scorrevoli **INVISIBILI** integrati nei profili di scorrimento in alluminio, per pareti in cartongesso
FR	Système de coulisses **INVISIBLES** intégrées dans les profils de glissement en aluminium, pour les murs en plaques de plâtre
DE	**NICHT SICHTBARE** Schiebesysteme, die in die Schiebeprofile aus Aluminium integriert wurden, für Gipskartonplatten
ES	Sistema de correderas **INVISIBLES** integradas en los perfiles de deslizamiento de aluminio, para paredes de pladur

NEW

Scheme / Schema

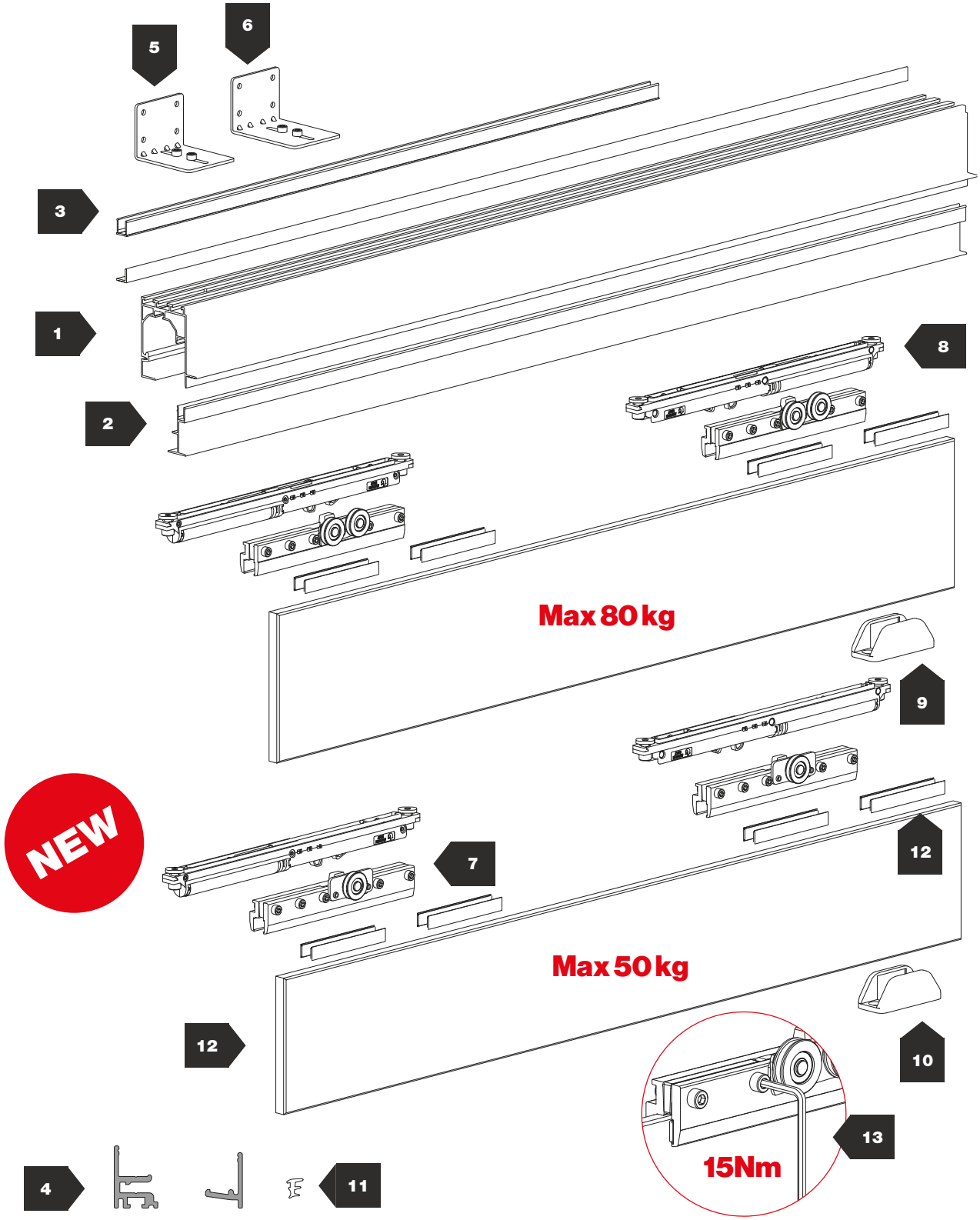

8 mm ÷ 12,7 mm

Kit for N° 1 door / Kit per N° 1 porta

Solo Vetro Light Model / Modello Solo Vetro Light
Modèle Solo Vetro Light / Modell Solo Vetro Light / Modelo Solo Vetro Light

N°			KG	
1	2250	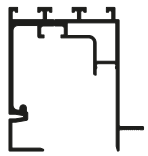	50 ÷ 80	
	2256	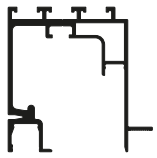	50 ÷ 80	
	2258	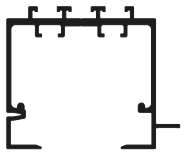	50 ÷ 80	
	2259	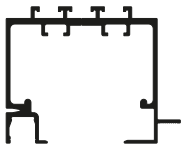	50 ÷ 80	
2	2254		50 ÷ 80	Combined with art.2250 and 2256 Abbinare ad art.2250 e 2256
3	2740		50 ÷ 80	
4	2252		50 ÷ 80	
	1776		50 ÷ 80	
	1774		50 ÷ 80	
5	157	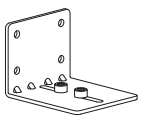	50 ÷ 80	
6	138	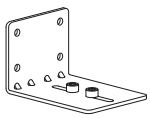	50 ÷ 80	
7	2251	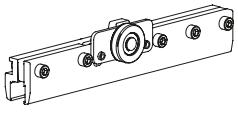	50	
	2251/2	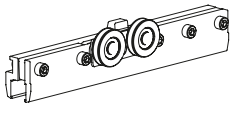	80	

N°			KG	
8	2089	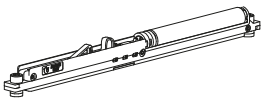	50	
	2056		80	
9	1486/8		50 ÷ 80	For glass Per vetri 8-8,7 mm (5/16")
	1486/10		50 ÷ 80	For glass Per vetri 10-10,7 mm (3/8")
	1486/12		50 ÷ 80	For glass Per vetri 12-12,7 mm (1/2")
10	1489/8		50 ÷ 80	For glass Per vetri 8-8,7 mm (5/16")
	1489/10		50 ÷ 80	For glass Per vetri 10-10,7 mm (3/8")
	1489/12		50 ÷ 80	For glass Per vetri 12-12,7 mm (1/2")
11	328		50 ÷ 80	For glass Per vetri 8-8,7 mm (5/16")
	326		50 ÷ 80	For glass Per vetri 10-10,7 mm (3/8")
	324		50 ÷ 80	For glass Per vetri 12-12,7 mm (1/2")
12	1707		50 ÷ 80	For glass Per vetri 8-8,7 mm (5/16")
	1704		50 ÷ 80	For glass Per vetri 10-10,7 mm (3/8")
	1705		50 ÷ 80	For glass Per vetri 12-12,7 mm (1/2")
13	2088	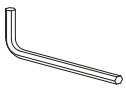	50 ÷ 80	

Solo Vetro Light

Solo Vetro Light Model / Modello Solo Vetro Light
Modèle Solo Vetro Light / Modell Solo Vetro Light / Modelo Solo Vetro Light

CODE	KG	KIT
2251/2089	50	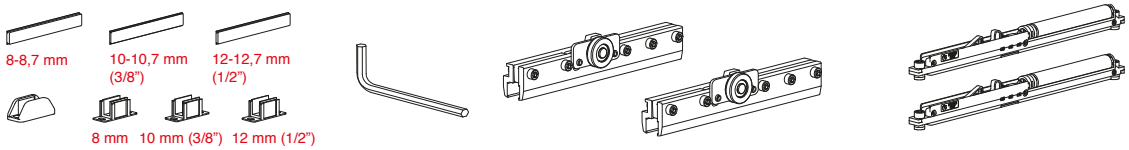
2251/2/ 2056	80	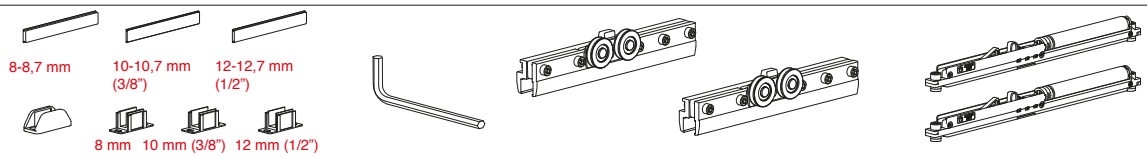

TRACKS / BINARI

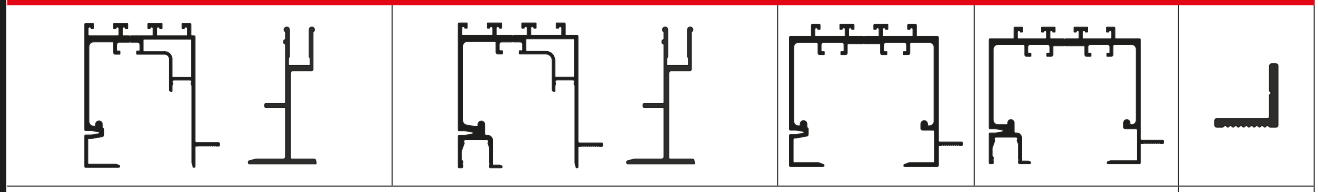

STANDARD				OPTIONAL
ART. 2250 + ART. 2254	ART. 2256 + ART. 2254	ART. 2258	ART. 2259	ART. 2252

ACCESSORIES / ACCESSORI



ART. 1774	ART. 1776	ART. 2740	ART. 328 (8/8,7 mm - 5/16")	ART. 326 (10/10,7 mm - 3/8")	ART. 324 (12/12,7 mm - 1/2")

SIZE DESCRIPTION / DESCRIZIONE MISURE

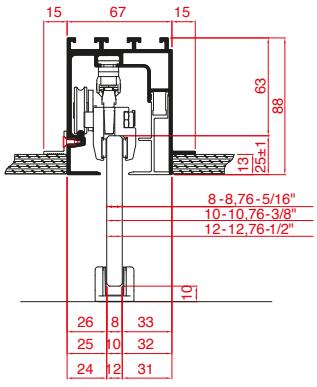

SINGLE DOOR/ PORTA SINGOLA

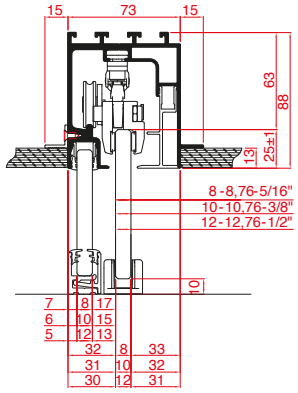

SINGLE DOOR + FIXED / PORTA SINGOLA + FISSO

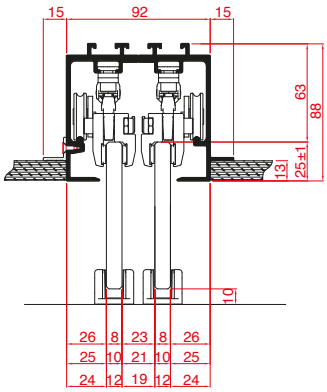

DOUBLE DOOR / PORTA DOPPIA

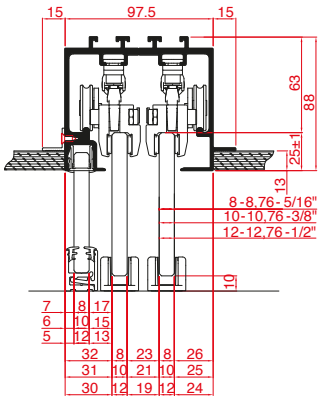

DOUBLE DOOR + FIXED / PORTA DOPPIA + FISSO

EASY TO MOUNTING / FACILE DA MONTARE

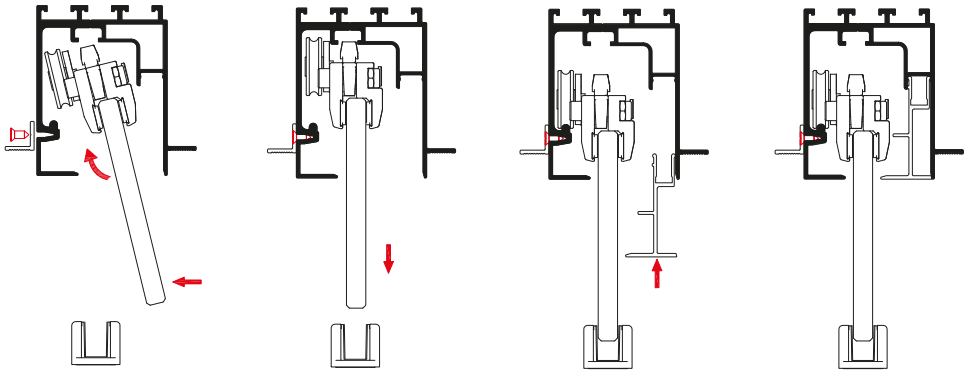

SINGLE DOOR / PORTA SINGOLA

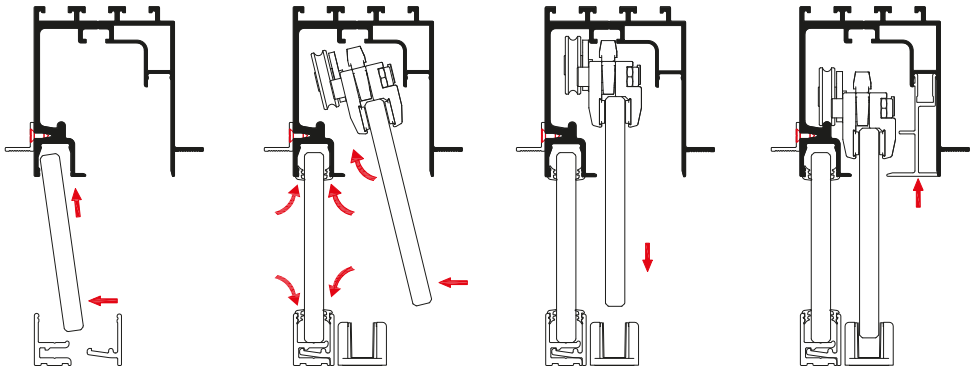

SINGLE DOOR + FIXED / PORTA SINGOLA + FISSO

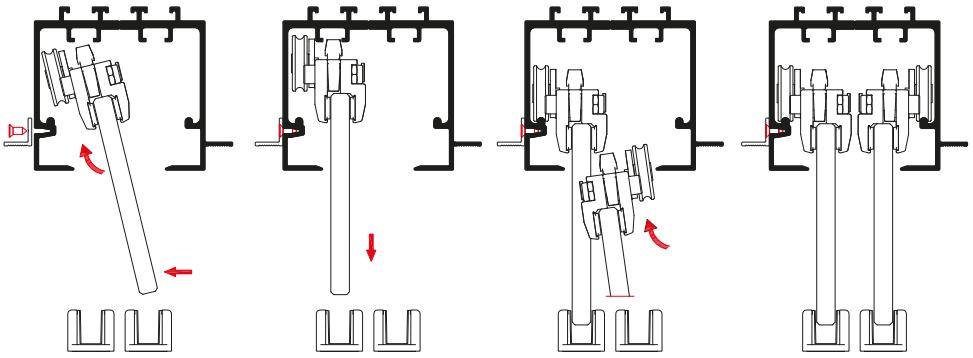

DOUBLE DOOR / PORTA DOPPIA

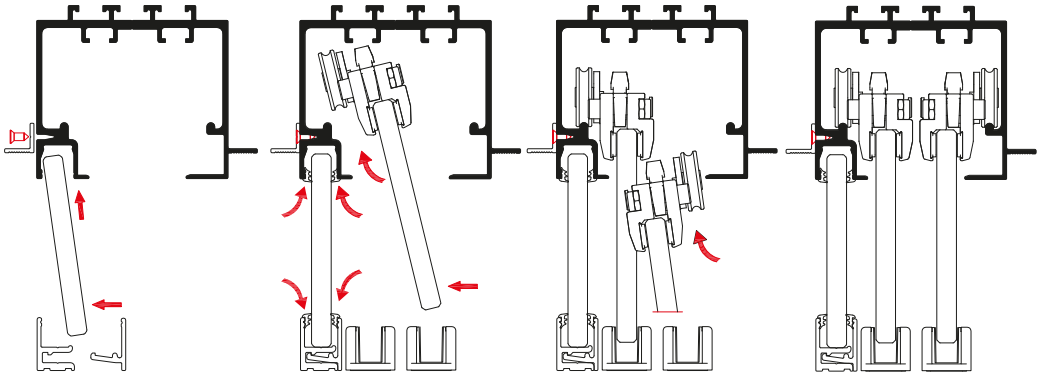

DOUBLE DOOR + FIXED / PORTA DOPPIA + FISSO

Solo Vetro Light Model / Modello Solo Vetro Light
Modèle Solo Vetro Light / Modell Solo Vetro Light / Modelo Solo Vetro Light

FIXING SYSTEM / SISTEMA DI FISSAGGIO

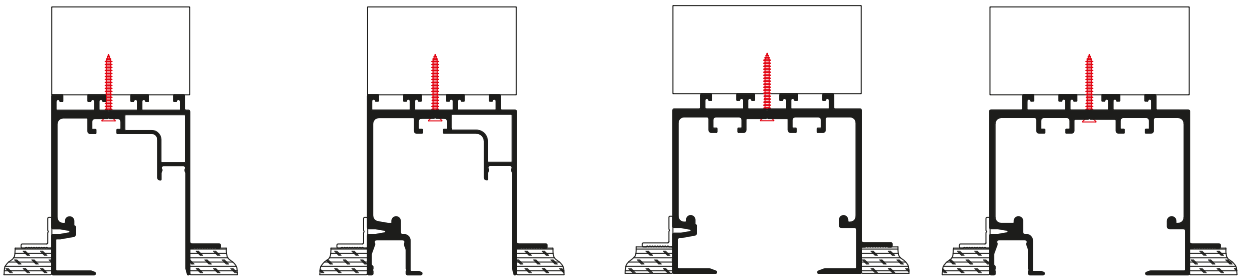

SOLID CEILING / SOFFITTO PIENO

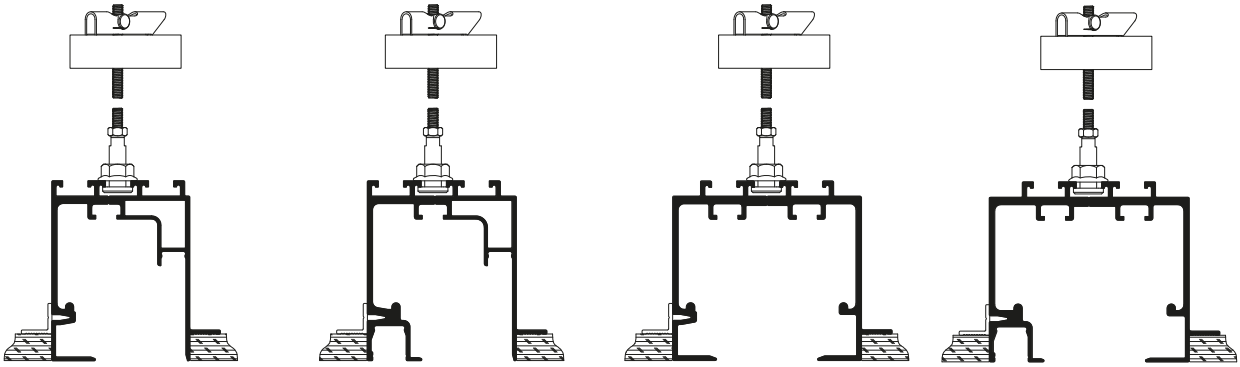

EMPTY CEILING / SOFFITTO VUOTO

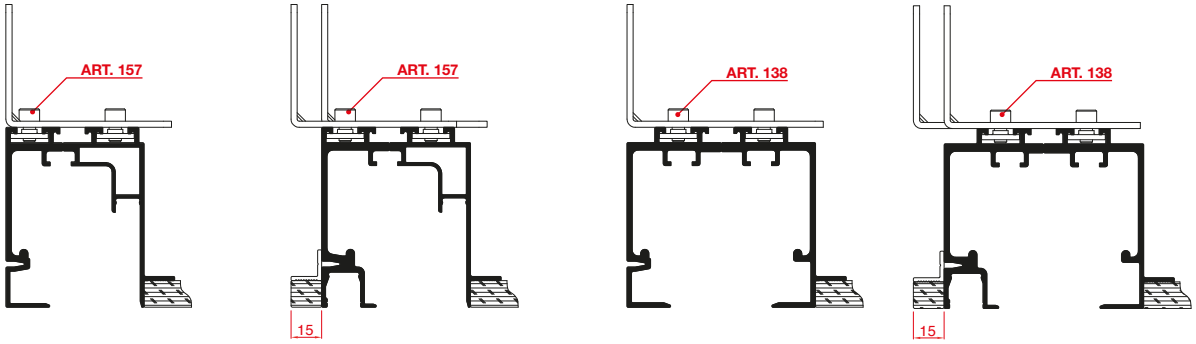

WALL / PARETE

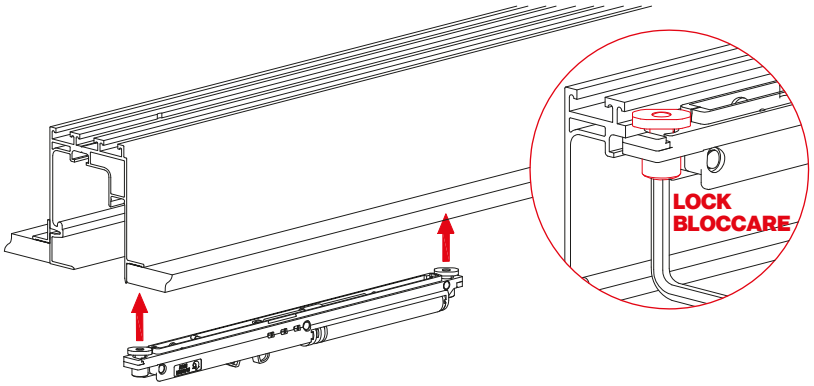

STOPPER MOUNTING / MONTAGGIO FERMO

PER IL FISSAGGIO UTILIZZARE GLI ART.2304-2306-2308 PAGINA 93 DEGLI ACCESSORI

Micro 40

Concealed slides integrated into profiles with reduced dimensions
Scorrevoli invisibili integrati in profili di scorrimento di dimensioni ridotte

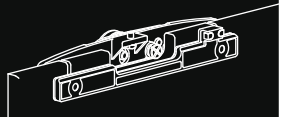

Micro 40

Concealed sliding elements integrated into profiles with reduced dimensions (40 mm)

Scorrevoli invisibili integrati in profili di scorrimento di dimensioni ridotte (40 mm)

NEW

EN	**CONCEALED** sliding elements integrated into aluminium profiles with reduced dimensions (40 mm)
IT	Sistema di scorrevoli **INVISIBIL**I integrati in profili di scorrimento in alluminio di dimensioni ridotte (40 mm)
FR	Système de coulisses **INVISIBLES** intégrées dans les profils de glissement en aluminium avec des dimensions réduites (40 mm)
DE	**NICHT SICHTBARE** Schiebesysteme, die in die Schiebeprofile aus Aluminium integriert wurden mit geringen Abmessungen (40 mm)
ES	Sistema de correderas **INVISIBLES** integradas en los perfiles de deslizamiento de aluminio con dimensiones reducidas (40 mm)

NEW

Micro 40

Scheme / Schema

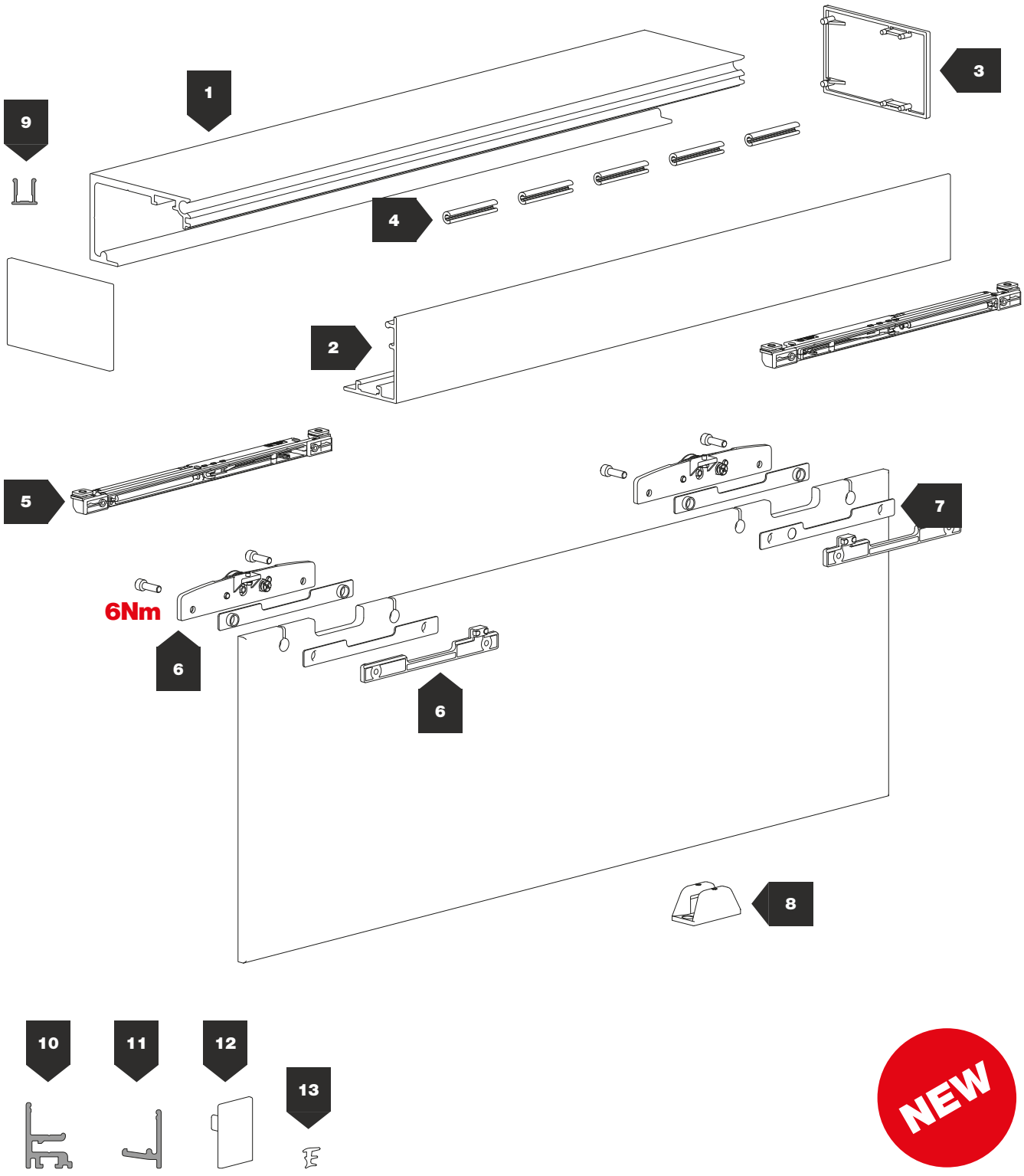

NEW

8 mm ÷ 10,7 mm

50 Kg

Micro 40 Model / Modello Micro 40
Modèle Micro 40 / Modell Micro 40 / Modelo Micro 40

N°			KG	
1	2600		50	
	2620		50	
2	2610	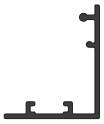	50	
3	2612	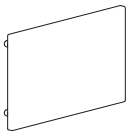	50	
	2622	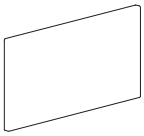	50	
4	1222		50	
5	2604	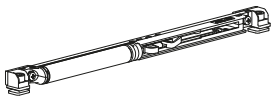	50	
6	2602	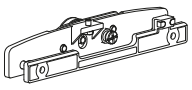	50	
7	2606/8	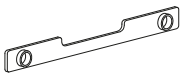	50	For glass Per vetri 8-8,7 mm (5/16")
	2606/10		50	For glass Per vetri 10-10,7 mm (3/8")

N°			KG	
8	1488		50	For glass Per vetri 8-8,7 mm (5/16") 10-10,7 mm (3/8")
	1489/8		50	For glass Per vetri 8-8,7 mm (5/16") OPTIONAL
	1489/10		50	For glass Per vetri 10-10,7 mm (3/8") OPTIONAL
9	2630		50	
10	1774	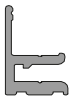	50	
11	1776	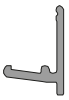	50	
12	1794	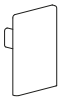	50	
13	328		50	For glass Per vetri 8-8,7 mm (5/16")
	326		50	For glass Per vetri 10-10,7 mm (3/8")

Micro 40

Micro 40 Model / Modello Micro 40
Modèle Micro 40 / Modell Micro 40 / Modelo Micro 40

CODE	KIT	KG
2602/2604	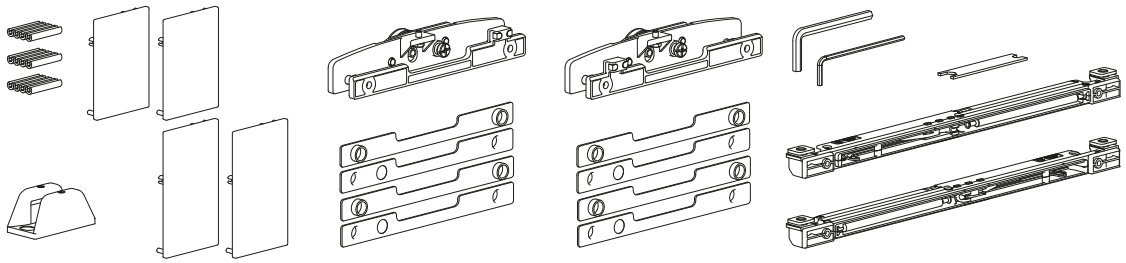	50

ALUMINIUM TRACKS / BINARI IN ALLUMINIO

ART. 2600

ART. 2620

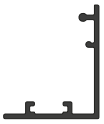

ART. 2610

ACCESSORIES / ACCESSORI

ART. 1774

ART. 1776

ART. 2630

ART. 328 (8/8,7mm - 5/16")

ART. 326 (10/10,7 mm - 3/8")

SIZE DESCRIPTION / DESCRIZIONE MISURE

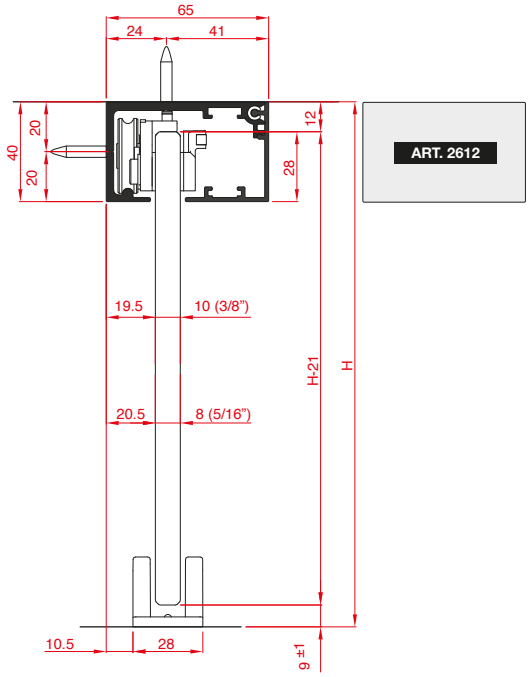

ART. 2612

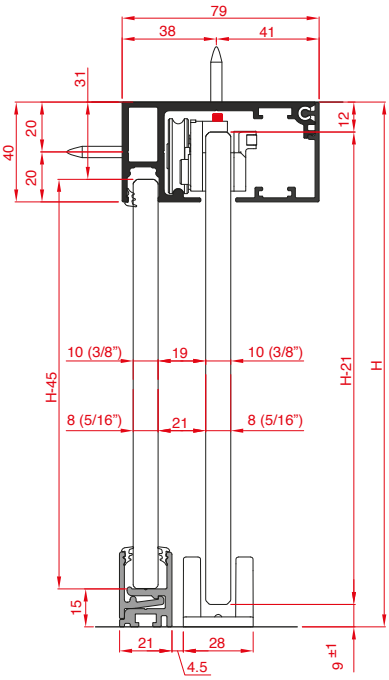

ART. 2622

Micro 40 Model / Modello Micro 40
Modèle Micro 40 / Modell Micro 40 / Modelo Micro 40

MILLING / FRESATURA

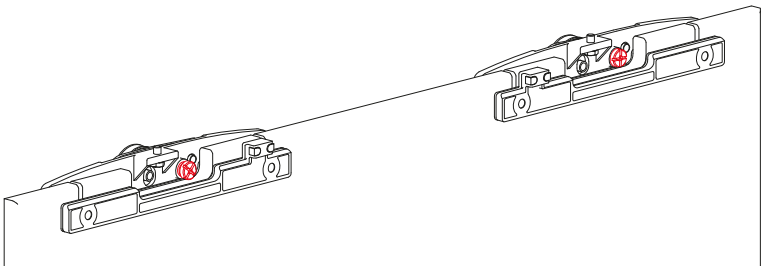



EASY TO MOUNTING / FACILE DA MONTARE

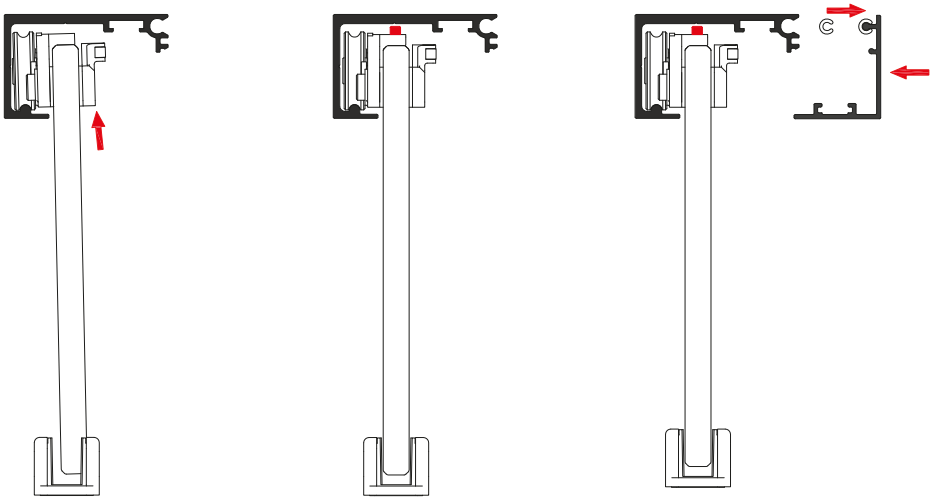

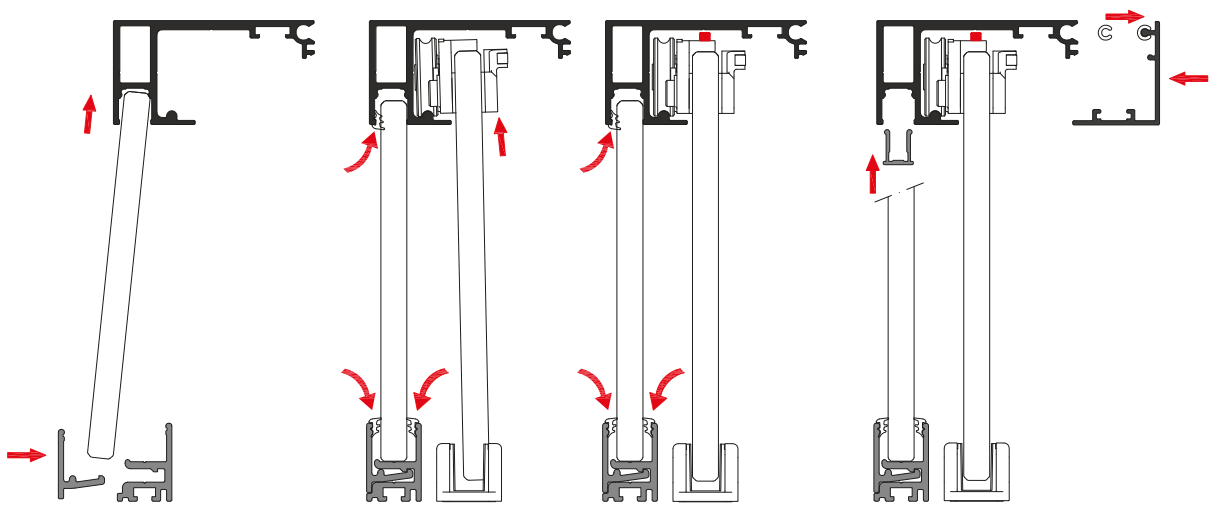

www.ternoscorrevoli.com/micro-40

Micro 50

Concealed slides integrated into profiles with reduced dimensions
Scorrevoli invisibili integrati in profili di scorrimento di dimensioni ridotte

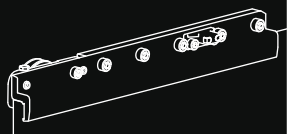

Micro 50

Concealed sliding elements integrated into profiles with reduced dimensions (50 mm)

Scorrevoli invisibili integrati in profili di scorrimento di dimensioni ridotte (50 mm)

NEW

EN	**CONCEALED** sliding elements integrated into aluminium profiles with reduced dimensions (50 mm). No need for holes or drilling on the glass
IT	Sistema di scorrevoli **INVISIBILI** integrati in profili di scorrimento in alluminio di dimensioni ridotte (50 mm). Non occorrono lavorazioni sul vetro
FR	Système de coulisses **INVISIBLES** intégrées dans les profils de glissement en aluminium avec des dimensions réduites (50 mm). Pas besoin de trous ou de forage sur le verre
DE	**NICHT SICHTBARE** Schiebesysteme, die in die Schiebeprofile aus Aluminium integriert wurden mit geringen Abmessungen (50 mm). Keine Notwendigkeit für Löcher oder Bohrungen auf dem Glas
ES	Sistema de correderas **INVISIBLES** integradas en los perfiles de deslizamiento de aluminio con dimensiones reducidas (50 mm). No hay necesidad de agujeros o perforaciones en el cristal

NEW

Scheme / Schema

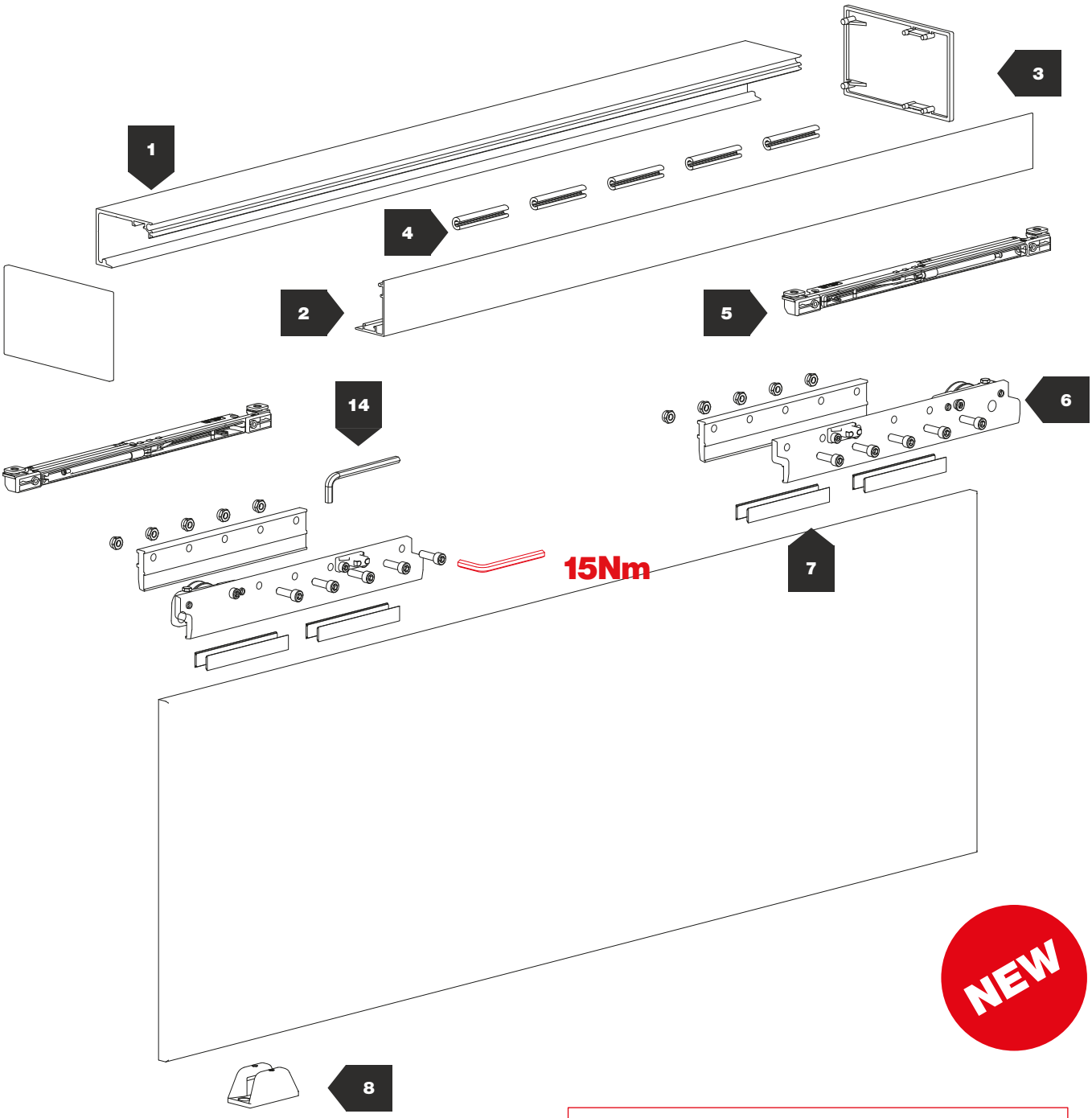

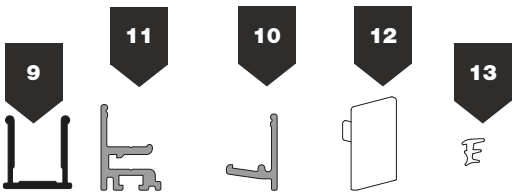

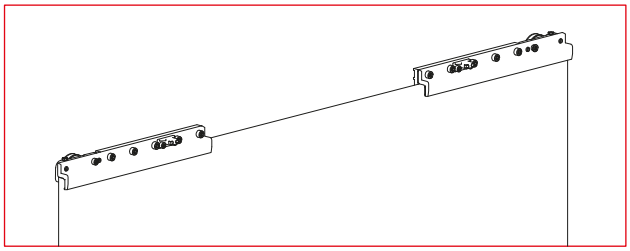

8 mm ÷ 12 mm

80 Kg

Micro 50 Model / Modello Micro 50
Modèle Micro 50 / Modell Micro 50 / Modelo Micro 50

N°			KG	
1	2450		80	
	2460	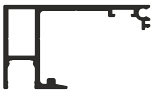	80	
2	2470	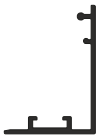	80	
3	2456	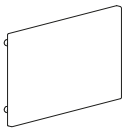	80	
	2466	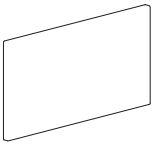	80	
4	1222		80	
5	2604	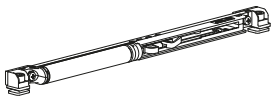	80	
6	2454	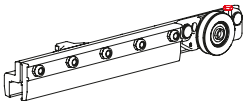	80	

N°			KG	
7	1707		80	For glass Per vetri 8-8,7 mm (5/16")
	1704		80	For glass Per vetri 10-10,7 mm (3/8")
	1705		80	For glass Per vetri 12-12,7 mm (1/2")
8	1488		80	
9	2740		80	
10	1776	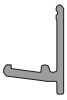	80	
11	1775			
12	1794	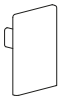	80	
13	328		80	For glass Per vetri 8-8,7 mm (5/16")
	326		80	For glass Per vetri 10-10,7 mm (3/8")
	324		80	For glass Per vetri 12-12,7 mm (1/2")
14	409			
	538			

Micro 50

Micro 50 Model / Modello Micro 50
Modèle Micro 50 / Modell Micro 50 / Modelo Micro 50

CODE	KG	KIT
2454/2604	80	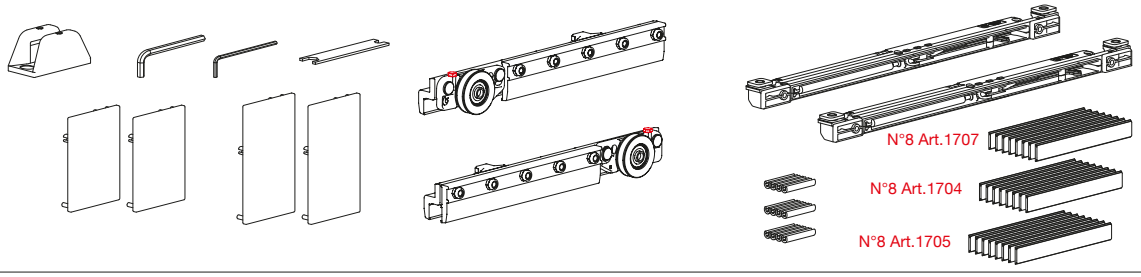

ALUMINIUM TRACKS / BINARI IN ALLUMINIO

ART. 2450

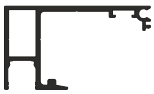

ART. 2460

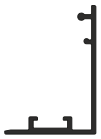

ART. 2470

ART. 1775

ART. 1776

ART. 2740

ART. 328 (8/8,7mm - 5/16")

ART. 326 (10/10,7 mm - 3/8")

ART. 324 (12/12,7 mm - 1/2")

LOWER GUIDES / GUIDE INFERIORI

OPTIONAL

ART. 1489

SIZE DESCRIPTION / DESCRIZIONE MISURE

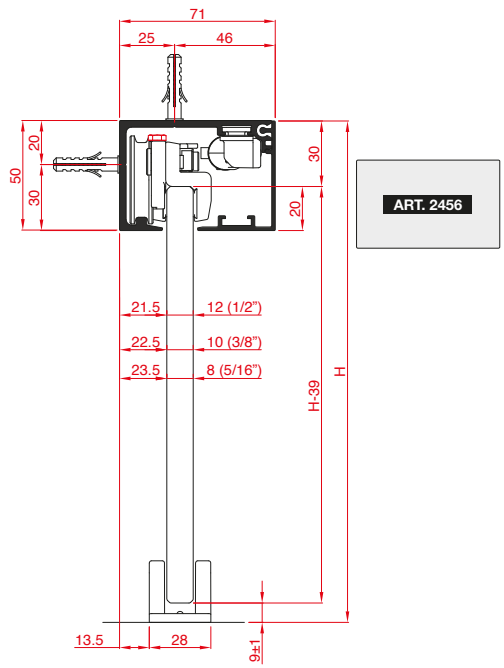

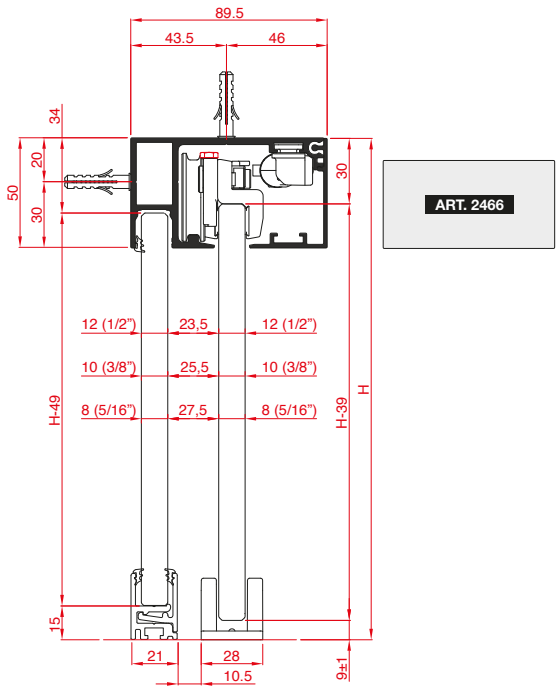

EASY TO MOUNTING / FACILE DA MONTARE

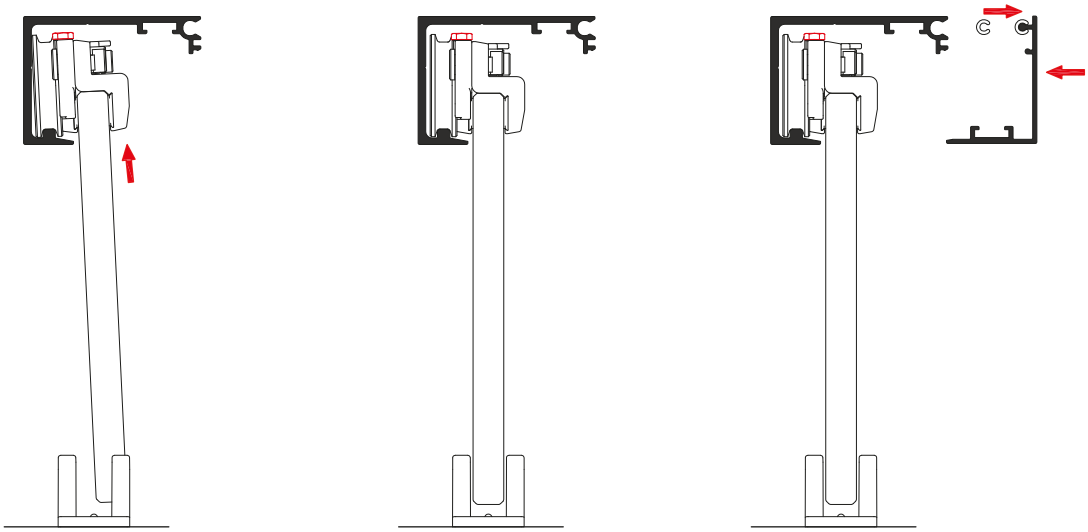

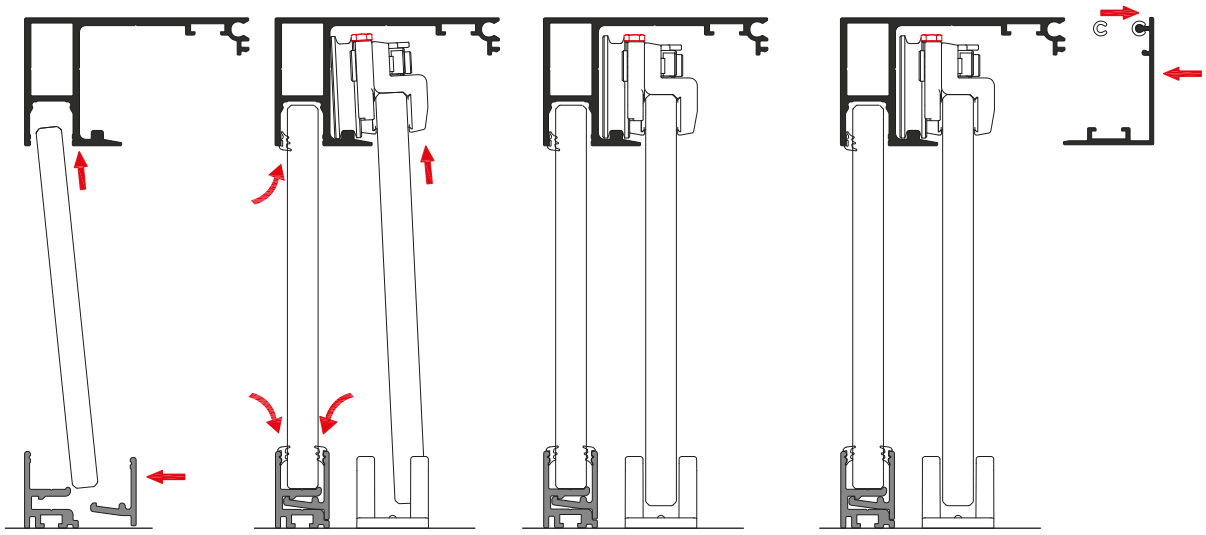

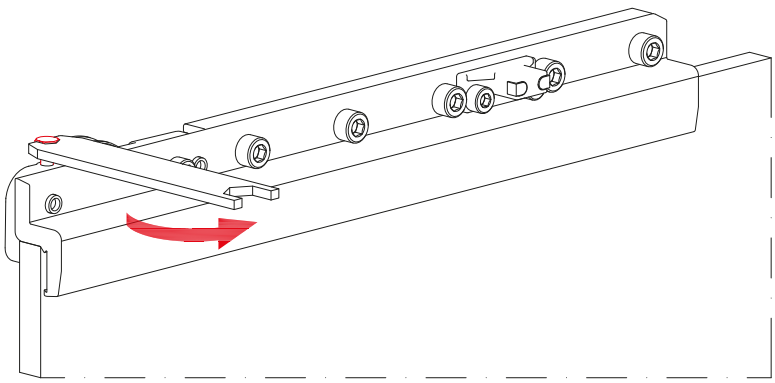

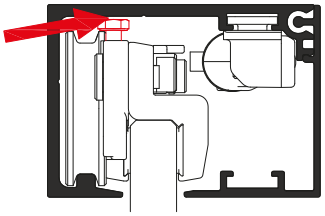

www.ternoscorrevoli.com/micro-50

Vetro 24

Accessories for glass doors with piercings and high grip 24mm
Accessori per porte in vetro con forature e pinza alta 24mm

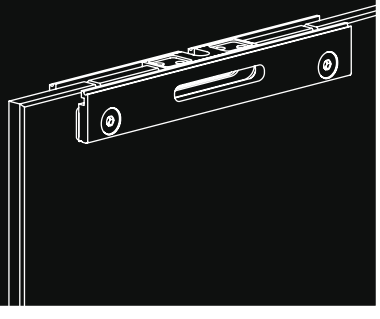

Vetro 24

Sliding system for glass doors
Scorrevoli per porte in vetro

EN	Accessories for glass doors with piercings and high grip 24 mm.
IT	Accessori per porte in vetro con forature e pinza alta 24 mm.
FR	Accessoires pour portes en verre avec trous et pince de 24 mm de hauteur.
DE	Zubehörteile für Türen aus Glas mit Bohrungen und hoher Zange 24 mm.
ES	Accesorios para puertas de vidrio con perforaciones y pinza alta 24 mm.

Vetro 24

Scheme / Schema

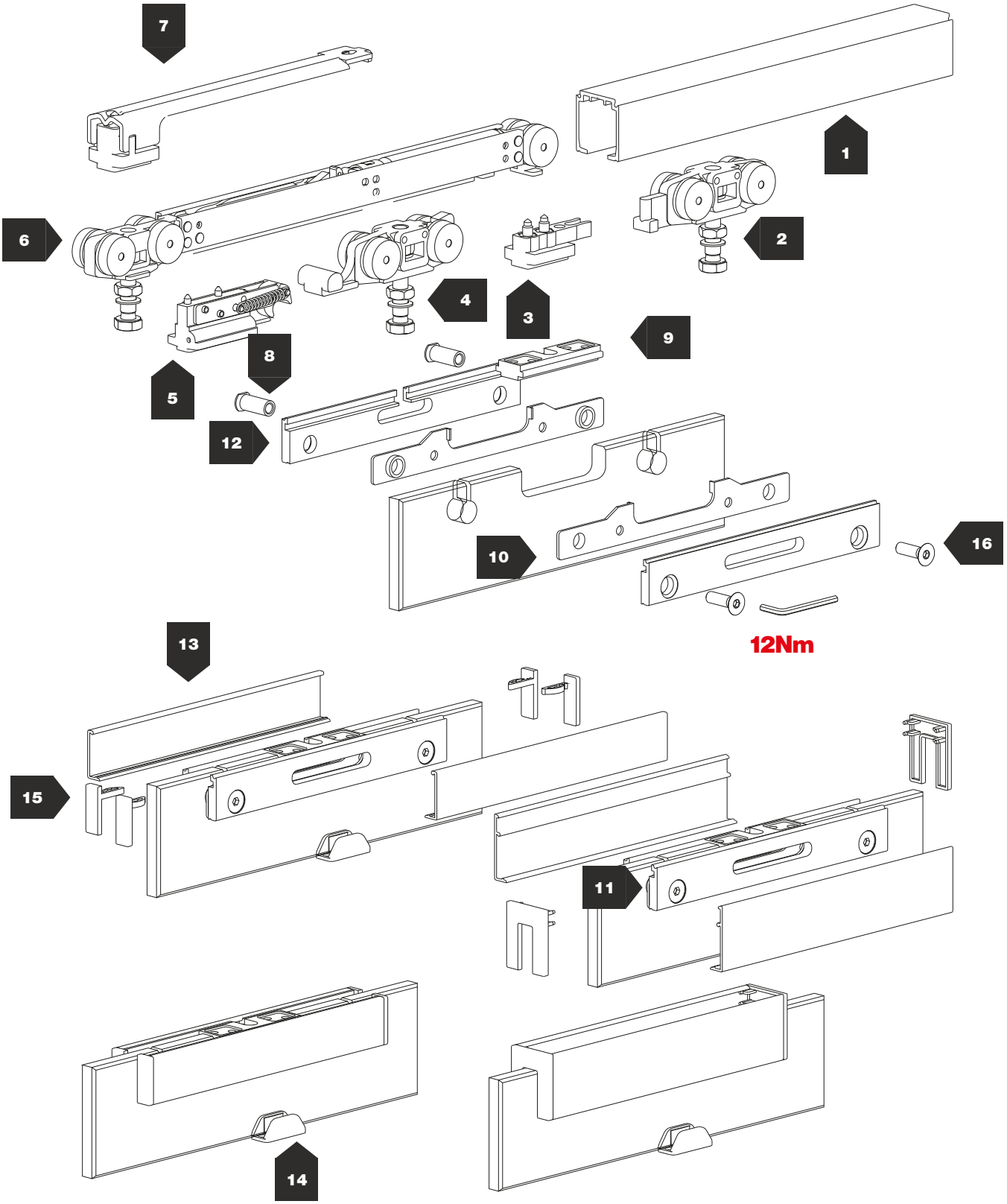

8 mm ÷ 10 mm

80 Kg

10 mm

Glass Model 24 / Modello Vetro 24
Modèle Verre 24 / Glas 24 Modell/ Modelo Vidrio 24

N°			KG	
1	1280	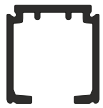	80	
	1080		80	
	1359	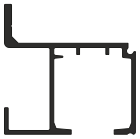	80	
	1700		80	
	1720		80	
2	81/T/24		80	
3	84	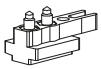	80	
4	1626/T/24	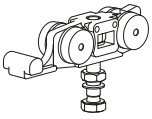	80	
5	1627/10	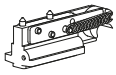	80	
6	1676/443/Y/24	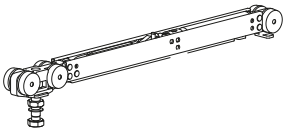	80	
	1673/707/80Y/24	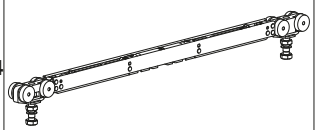	80	
	1672/825/Y/24	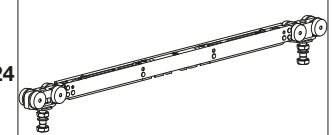	80	
7	1674		80	

N°			KG	
8	1721		80	
9	1714		80	
10	1723/8	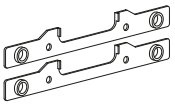	80	
	1723/10	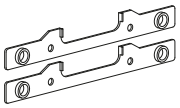	80	
11	1724/B/A	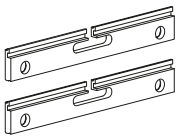	80	
12	1724/V/A	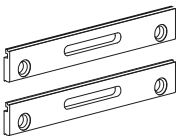	80	
13	1725/A	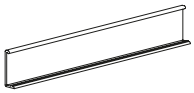	80	
	1742			
14	1486/8		80	
	1486/10		80	
15	1722/8		80	
	1722/10	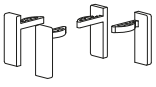	80	
	1744			
16	M6x20		80	

Vetro 24

Glass Model 24 / Modello Vetro 24
Modèle Verre 24 / Glas 24 Modell / Modelo Vidrio 24

80 Max 80 Kg

N.2 Classic Stopper
N.2 Fermi Standard

Door width - Min. 600 mm
Larghezza porta - Min. 600 mm

Grip distance - Min. 360 mm
Distanza tra le pinze - Min. 360 mm

A Anodized silver
Anodizzato argento

CODE → ←		KIT
81/1724/8A	8 mm	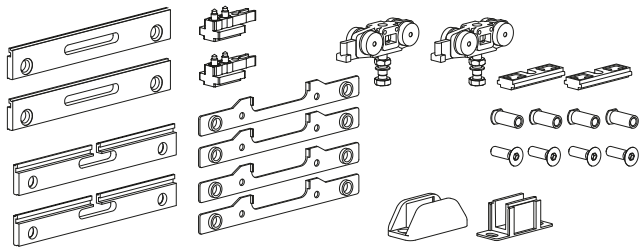
81/1724/10A	10 mm	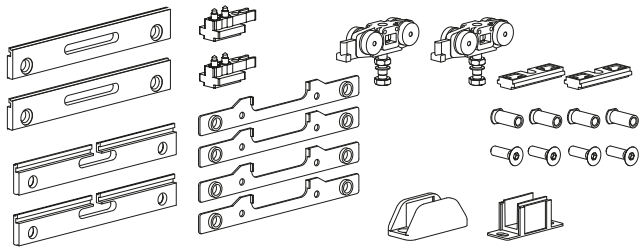

80 Max 80 Kg

N.2 Hydraulic closings
N.2 Fermi idraulici

Door width - Min. 600 mm
Larghezza porta - Min. 600 mm

Grip distance - Min. 360 mm
Distanza tra le pinze - Min. 360 mm

A Anodized silver
Anodizzato argento

CODE → ←		KIT
1626/1724/8A	8 mm	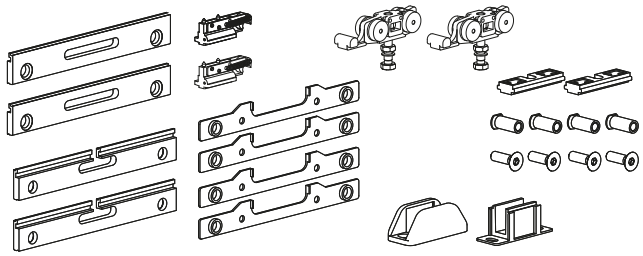
1626/1724/10A	10 mm	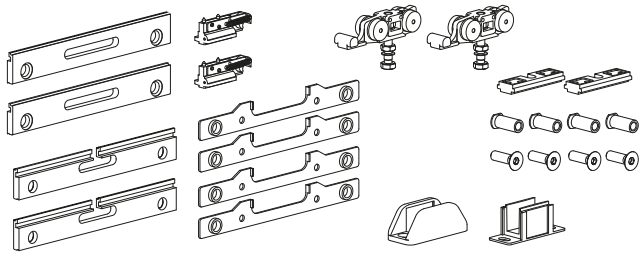

LOWER GUIDES / GUIDE INFERIORI

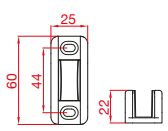

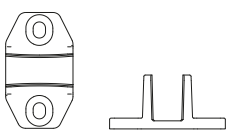

STANDARD	COUNTERFRAMES / CONTROTELAI
ART. 1486/8 (8 mm) **ART. 1486/10** (10 mm)	**ART. 118** (8 mm) **ART. 110** (10 mm)

TOPS & COVERS / TAPPI E COPERTURE

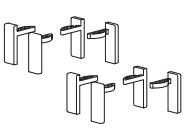

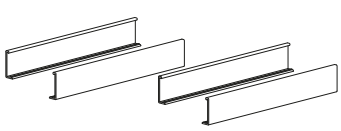

OPTIONAL	
ART. 1722/8 **ART. 1744**	**ART. 1725/170 - ART. 1742**

Glass Model 24 / Modello Vetro 24
Modèle Verre 24 / Glas 24 Modell / Modelo Vidrio 24

CODE → ←		KIT
81/76/1724/8A	8 mm	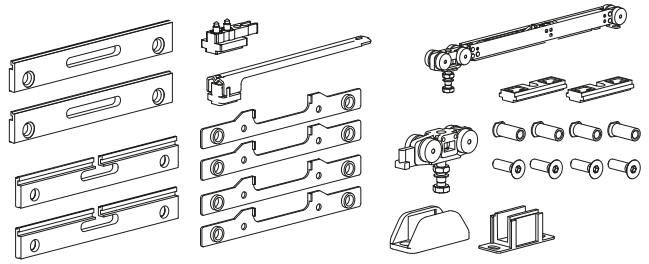
81/76/1724/10A	10 mm	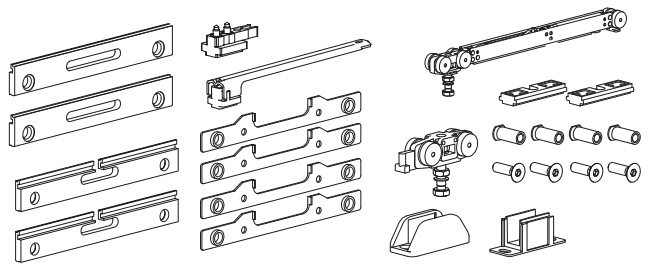

- Max 80 Kg
- N.1 Soft air closing
  N.1 Fermo ammortizzato
- N.1 Classic Stopper
  N.1 Fermo Standard
- Door width - Min. 675 mm
  Larghezza porta - Min. 675 mm
- Grip distance - Min. 435 mm
  Distanza tra le pinze - Min. 435 mm
- Anodized silver
  Anodizzato argento

CODE → ←		KIT
26/76/1724/8A	8 mm	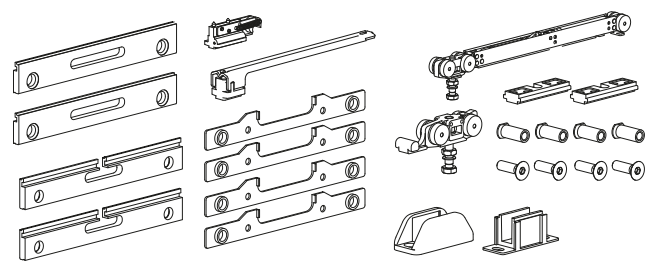
26/76/1724/10A	10 mm	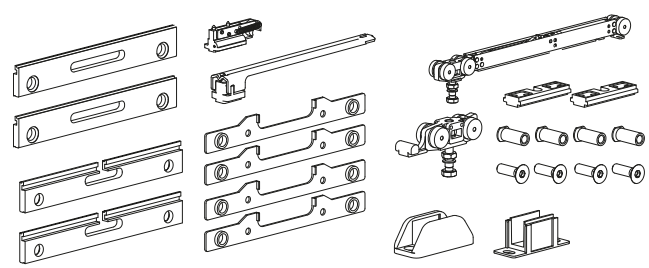

- Max 80 Kg
- N.1 Soft air closing
  N.1 Fermo ammortizzato
- N.1 Hydraulic closing
  N.1 Fermo idraulico
- Door width - Min. 675 mm
  Larghezza porta - Min. 675 mm
- Grip distance - Min. 435 mm
  Distanza tra le pinze - Min. 435 mm
- Anodized silver
  Anodizzato argento

LOWER GUIDES / GUIDE INFERIORI

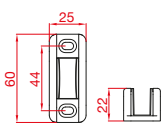

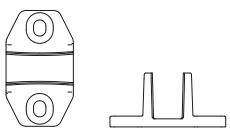

STANDARD	COUNTERFRAMES / CONTROTELAI
ART. 1486/8 (8 mm) **ART. 1486/10** (10 mm)	**ART. 118** (8 mm) **ART. 110** (10 mm)

TOPS & COVERS / TAPPI E COPERTURE

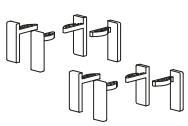

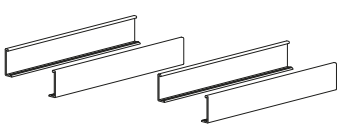

OPTIONAL	
ART. 1722/8 **ART. 1744**	**ART. 1725/170 - ART. 1742**

Vetro 24

Glass Model 24 / Modello Vetro 24
Modèle Verre 24 / Glas 24 Modell / Modelo Vidrio 24

80 Max 80 Kg

N.2 Soft air closing
N.2 Fermi ammortizzati

Door width - Min. 852 mm
Larghezza porta - Min. 852 mm

Grip distance - Fix 612 mm
Distanza tra le pinze - Fix 612 mm

A Anodized silver
Anodizzato argento

CODE → ←		KIT
1673/1724/8A	8 mm	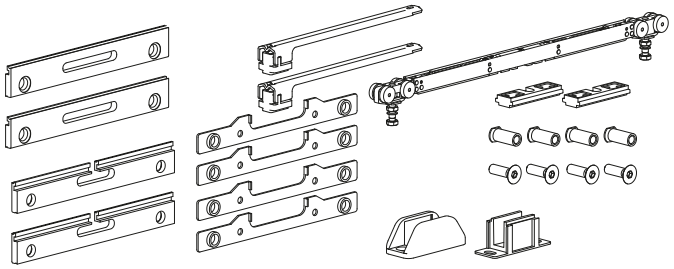
1673/1724/10A	10 mm	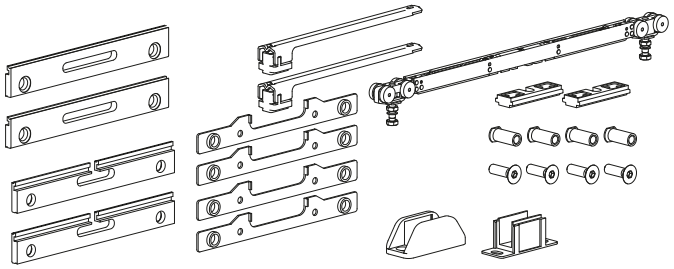

80 Max 80 Kg

N.2 Soft air closing
N.2 Fermi ammortizzati

Door width - Min. 970 mm
Larghezza porta - Min. 970 mm

Grip distance - Fix 730 mm
Distanza tra le pinze - Fix 730 mm

A Anodized silver
Anodizzato argento

CODE → ←		KIT
1672/1724/8A	8 mm	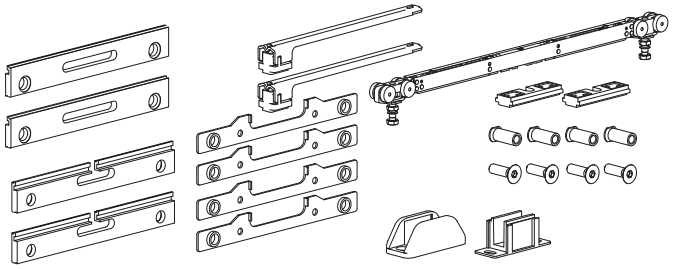
1672/1724/10A	10 mm	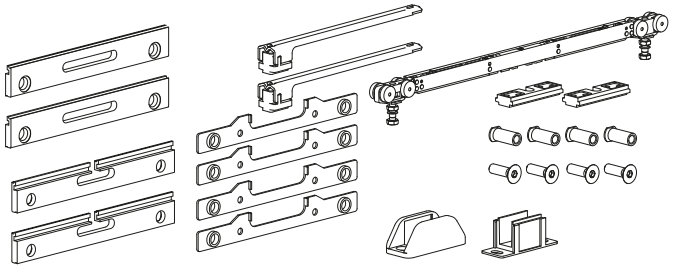

ALUMINIUM TRACKS / BINARI IN ALLUMINIO

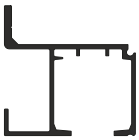
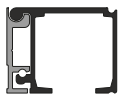

STANDARD	OPTIONAL		
ART. 1280	**ART. 1080**	**ART. 1359**	**ART. 1700 - 1720**

LOWER GUIDES / GUIDE INFERIORI

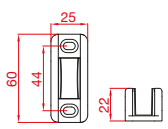

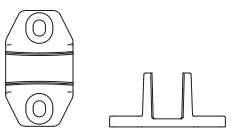

STANDARD	COUNTERFRAMES / CONTROTELAI
ART. 1486/8 (8 mm) **ART. 1486/10** (10 mm)	**ART. 118** (8 mm) **ART. 110** (10 mm)

TOPS & COVERS / TAPPI E COPERTURE

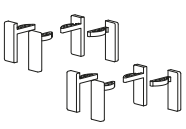
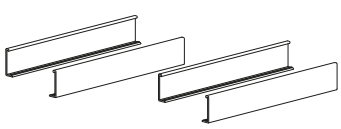

OPTIONAL	
ART. 1722/8 **ART. 1744**	**ART. 1725/170 - ART. 1742**

Vetro 24

Glass Model 24 / Modello Vetro 24
Modèle Verre 24 / Glas 24 Modell / Modelo Vidrio 24

CODE	→ ←	KIT
1676/1724/8A	8 mm	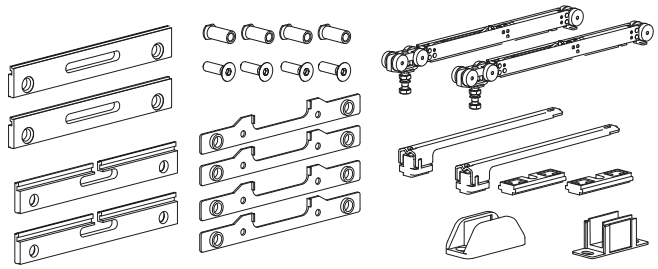
1676/1724/10A	10 mm	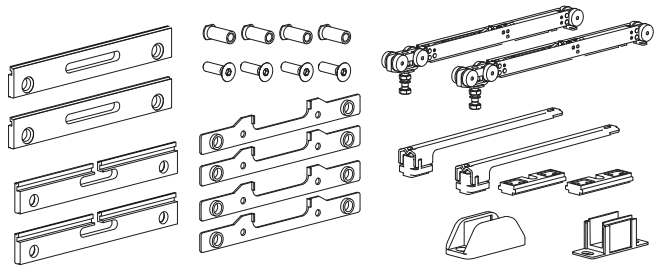

Max 80 Kg

N.2 Soft air closing
N.2 Fermi ammortizzati

Door width - Min. 1034 mm
Larghezza porta - Min. 1034 mm

Grip distance - Fix 794 mm
Distanza tra le pinze - Fix 794 mm

Anodized silver
Anodizzato argento

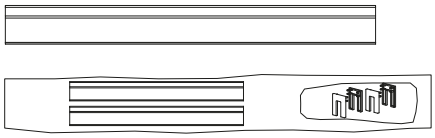

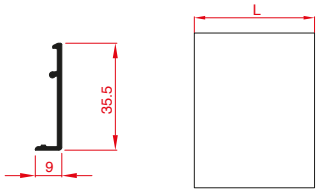

CODE		KIT IN BLISTER
1742/70/A	Min.700 mm Max.799 mm	700 N°2 — Art.1744
1742/80/A	Min.800 mm Max.899 mm	800 N°2 — Art.1744
1742/90/A	Min.900 mm Max.999 mm	900 N°2 — Art.1744
1742/100/A	Min.1000 mm Max.1099 mm	1000 N°2 — Art.1744
1742/120/A	Min.1200 mm Max.1299 mm	1200 N°2 — Art.1744

LOWER GUIDES / GUIDE INFERIORI

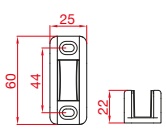

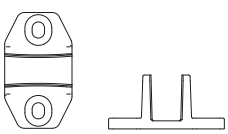

STANDARD	COUNTERFRAMES / CONTROTELAI
ART. 1486/8 (8 mm) **ART. 1486/10** (10 mm)	**ART. 118** (8 mm) **ART. 110** (10 mm)

TOPS & COVERS / TAPPI E COPERTURE

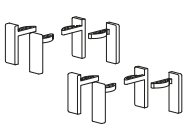

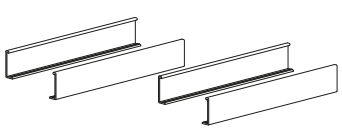

OPTIONAL	
ART. 1722/8 **ART. 1744**	**ART. 1725/170 - ART. 1742**

Vetro 24

Glass Model 24 / Modello Vetro 24
Modèle Verre 24 / Glas 24 Modell / Modelo Vidrio 24

80 Max 80 Kg

A Anodized silver
Anodizzato argento

CODE	→ ←	KIT
1724/1723/8/A	8 mm	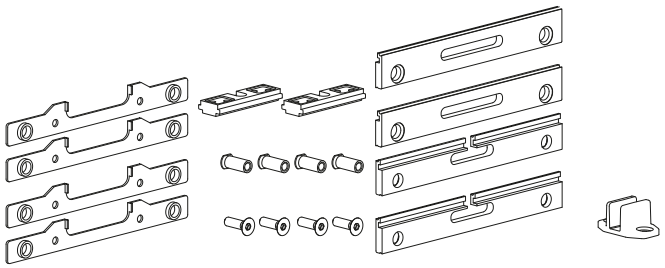
1724/1723/10/A	10 mm	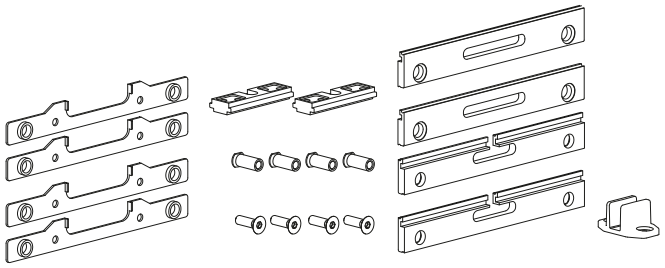
1724/1725/8/A	8 mm	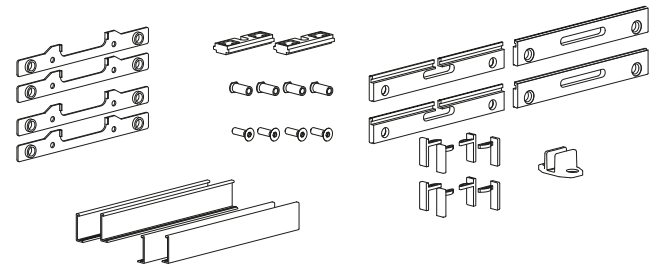
1724/1725/10/A	10 mm	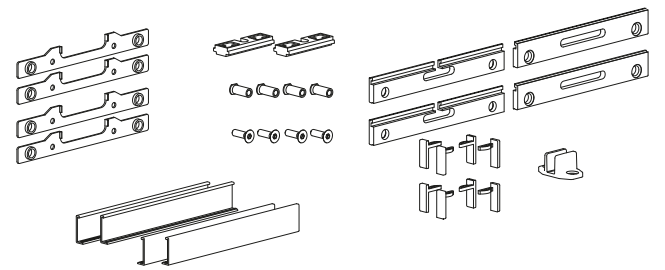
1724/1742/8/A	8 mm	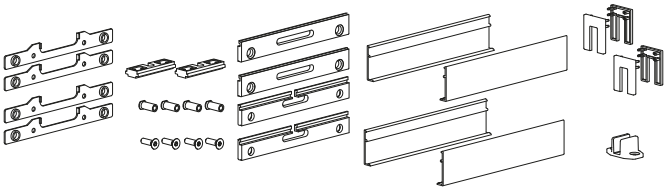
1724/1742/10/A	10 mm	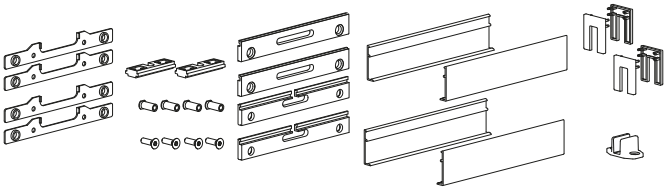

KIT FOR COUNTERFRAMES GLASS DOORS
KIT PER PORTE IN VETRO DI CONTROTELAI

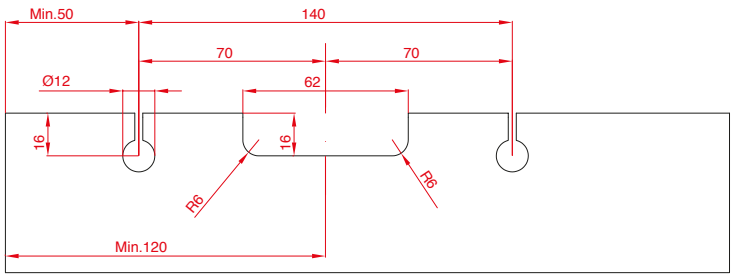

SIZE DESCRIPTION / DESCRIZIONE MISURE

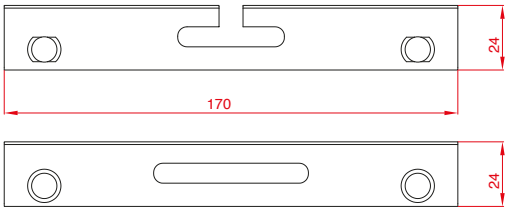

SIZE DESCRIPTION / DESCRIZIONI MISURE

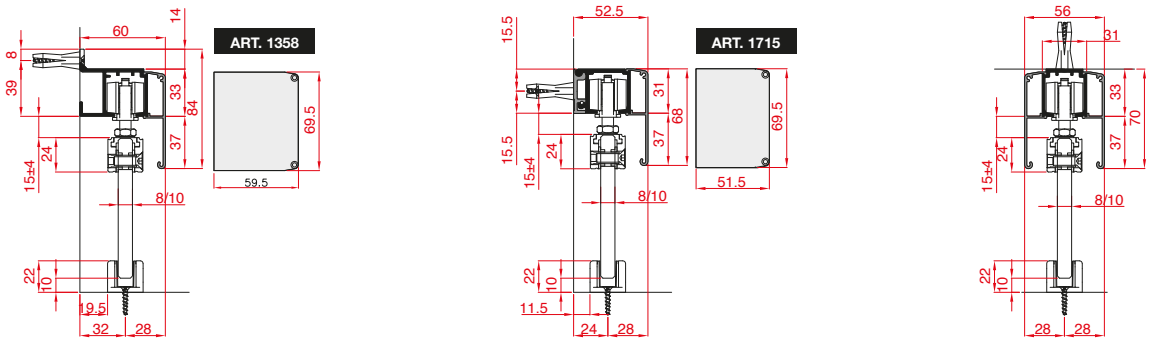

COPERTURA ART. 1380

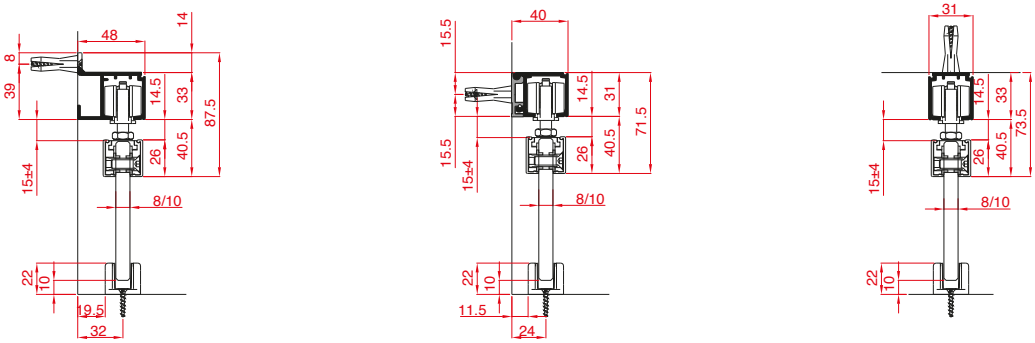

COPERTURA ART. 1725

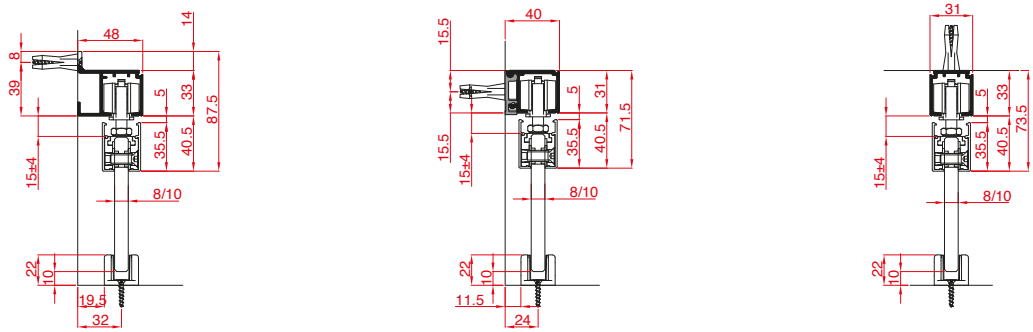

COPERTURA ART. 1742

ALUMINIUM TRACKS / BINARI IN ALLUMINIO



STANDARD	OPTIONAL		
ART. 1280	ART. 1080	ART. 1359	ART. 1700 - 1720

LOWER GUIDES / GUIDE INFERIORI

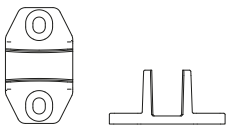

COUNTERFRAMES / CONTROTELAI

ART. 118 (8 mm) **- ART. 110** (10 mm)

www.ternoscorrevoli.com/vetro-24

Vetro 40

Accessories for glass doors without piercing and high grip 40mm
Accessori per porte in vetro senza forature e pinza alta 40mm

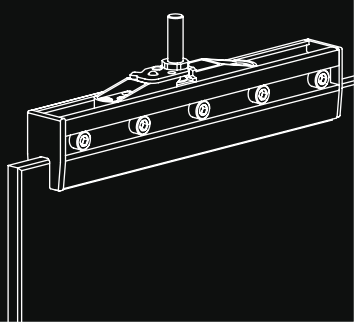

Vetro 40

Sliding system for glass doors
Scorrevoli per porte in vetro

EN	Accessories for glass doors without piercing and high grip 40mm.
IT	Accessori per porte in vetro senza forature e pinza alta 40mm.
FR	Accessoires pour portes en verre sans trous et pince de 40mm de hauteur.
DE	Zubehörteile für Türen aus Glas ohne Bohrungen und hoher Zange 40mm.
ES	Accesorios para puertas de vidrio sin perforaciones y pinza alta 40mm.

PATENTED

Scheme / Schema

CLAMP 200 - PINZA DA 200

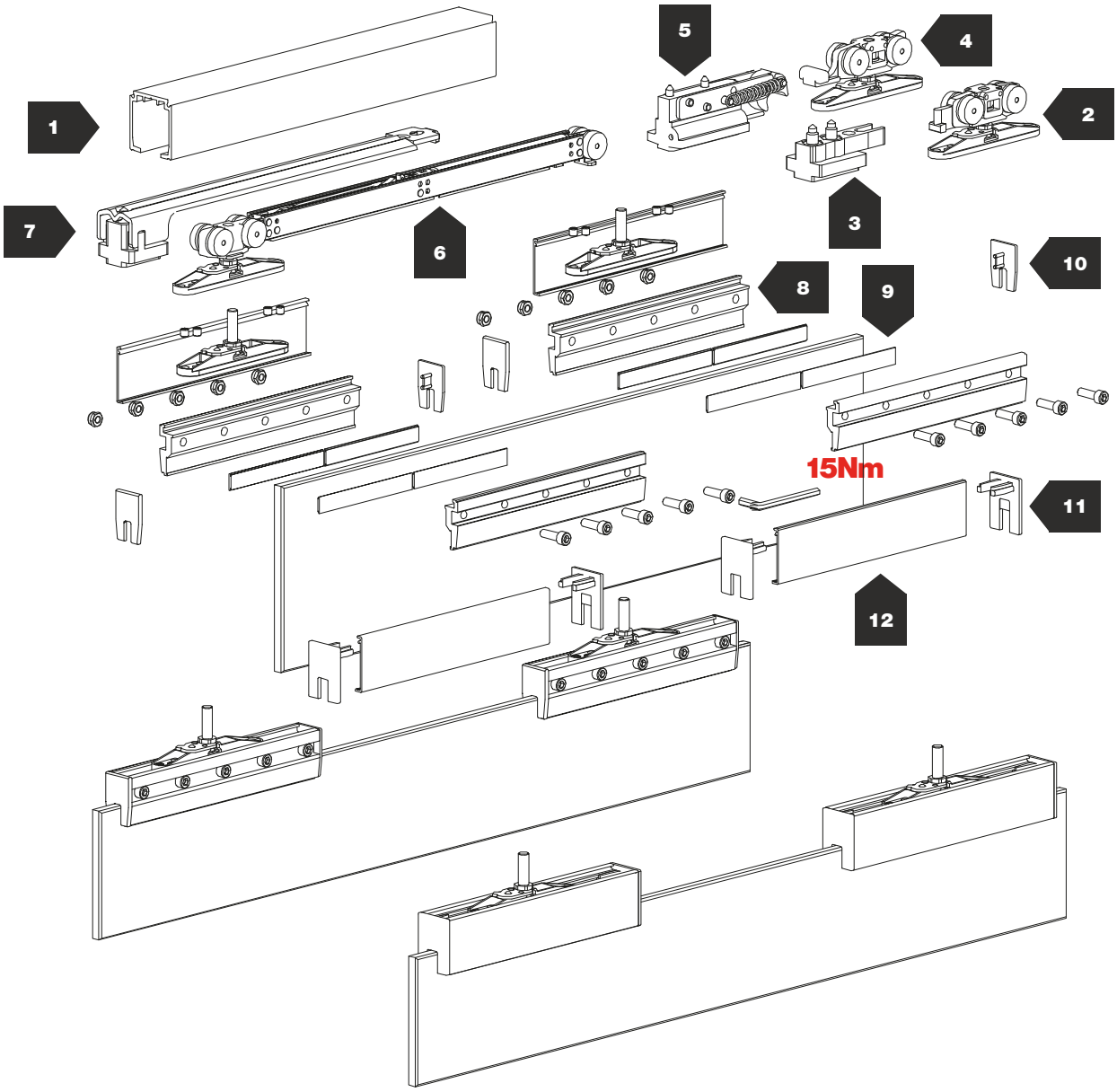

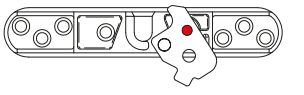

Position for coupling slide
Posizione per aggancio scorrevole

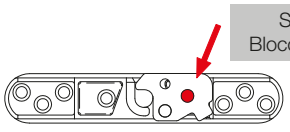

Safety block
Blocco di sicurezza

Position with slide coupled
Posizione con scorrevole agganciato

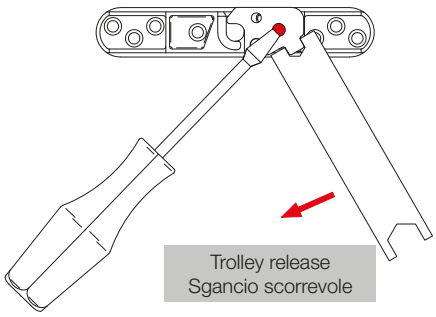

Trolley release
Sgancio scorrevole

8/8,7 ÷ 12/12,7 mm

80 ÷120 kg

10 mm

Glass Model 40 / Modello Vetro 40
Modèle Verre 40 / Glas 40 Modell / Modelo Vidrio 40

N°			KG	
1	1280		80÷120	
	1750	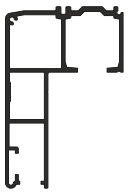		
	1080		80÷120	
	1690			
	1359	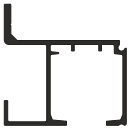	80÷120	
	1700		80÷120	
	1720		80÷120	
	1261	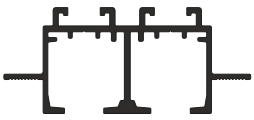	80÷120	OPTIONAL
	1263	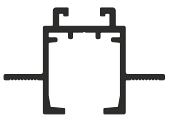	80÷120	OPTIONAL
2	98/T	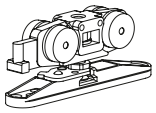	80÷120	
3	84		80÷120	
4	1683/T	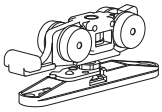	80	
5	1627/10	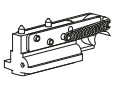	80	

N°			KG	
6	1686/443/80Y		80	
	1688/707/80Y	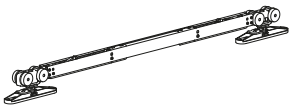	80	
	1687/825/80Y	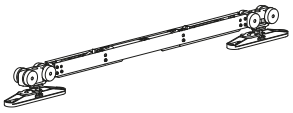	80	
	1685/530/120M		120	
7	1674		80÷120	
8	1712/020	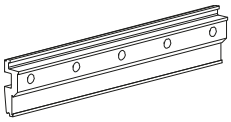	80÷120	
9	1707		80÷120	8 mm (5/16")
	1704		80÷120	10 mm (3/8")
	1705		80÷120	12 mm (1/2")
10	1731		80÷120	8 mm (5/16")
	1733		80÷120	10 mm (3/8")
	1737		80÷120	12 mm (1/2")
11	1701/8		80÷120	8 mm (5/16")
	1701/10		80÷120	10 mm (3/8")
	1701/12		80÷120	12 mm (1/2")
12	1703		80÷120	

Scheme / Schema

LONG CUSTOM - PINZA LUNGA

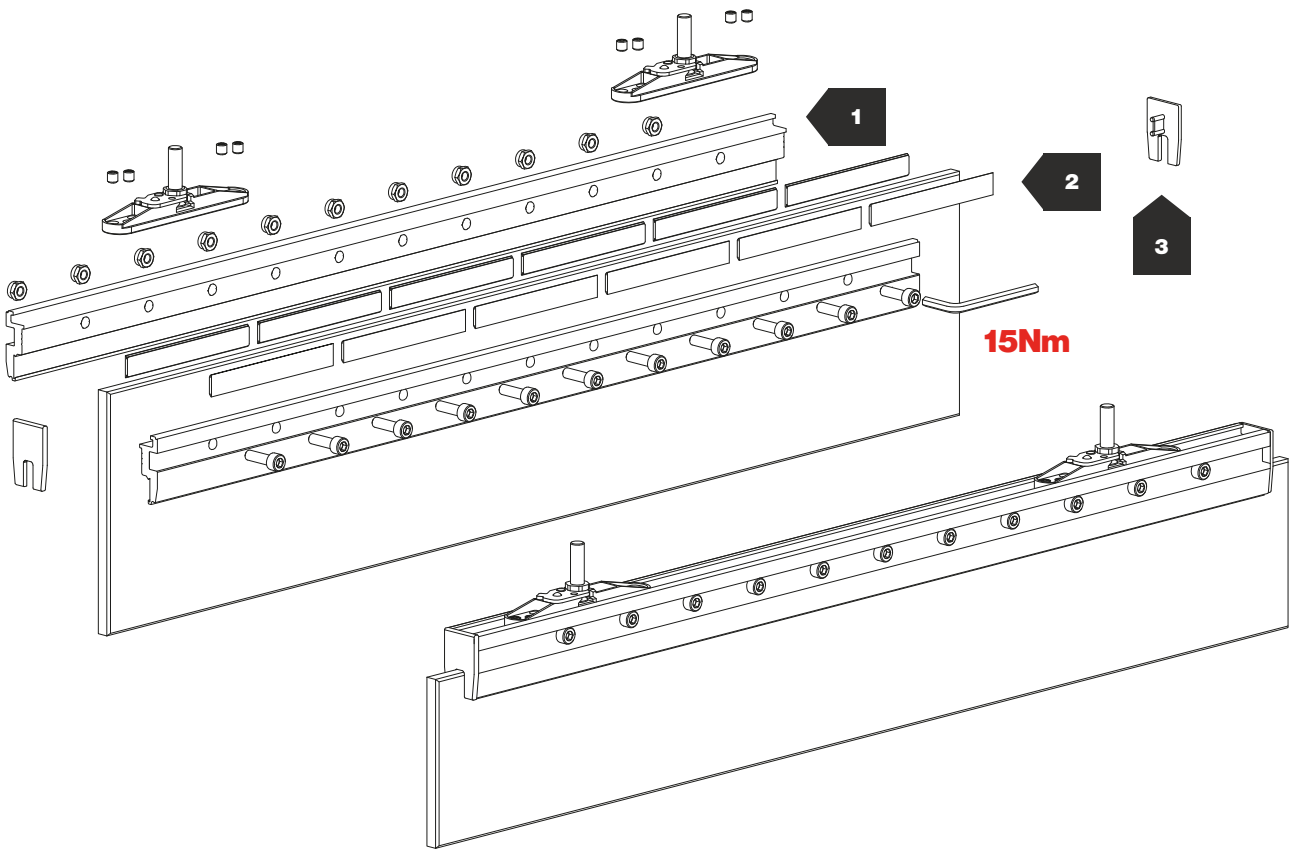

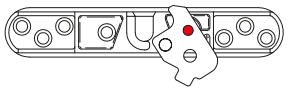

Position for coupling slide
Posizione per aggancio scorrevole

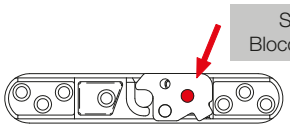

Position with slide coupled
Posizione con scorrevole agganciato

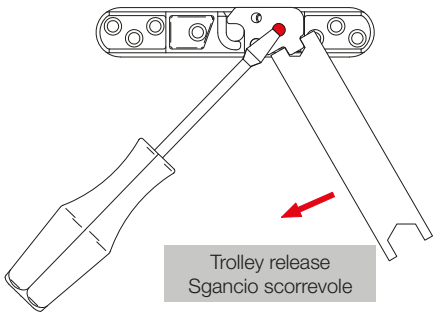

8/8,7 ÷ 12/12,7 mm

80 ÷120 kg

10 mm

N°			KG	→ ←
1	1712/A			
	1720	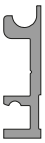	80÷120	
	1712/060 1712/070 1712/080 1712/090 1712/100 1712/120 1712/150	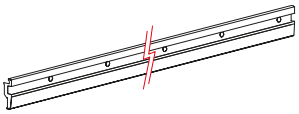	80÷120	
2	1707		80÷120	8 mm (5/16”)
	1704		80÷120	10 mm (3/8”)
	1705		80÷120	12 mm (1/2”)

N°			KG	→ ←
3	1731		80÷120	8 mm (5/16”)
	1733		80÷120	10 mm (3/8”)
	1737		80÷120	12 mm (1/2”)

Vetro 40

Glass Model 40 / Modello Vetro 40
Modèle Verre 40 / Glas 40 Modell / Modelo Vidrio 40

120 Max 120 Kg

Door thickness - 8/8,7 mm (5/16")
Spessore porta - 8/8,7 mm (5/16")

A Anodized silver
Anodizzato argento

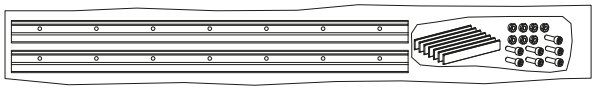

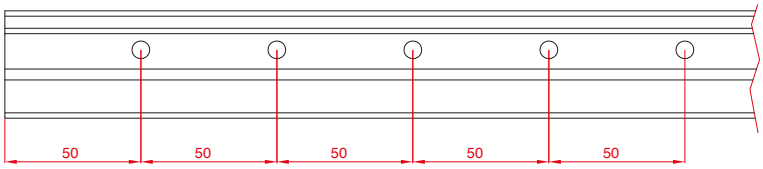

BLISTER KIT FOR COMBINATION WITH A SLIDING DOOR KIT INDICATED ON P. 128/129

KIT BLISTER DA ABBINARE A UN KIT SCORREVOLI INDICATO A PAG. 128/129

CODE		KIT IN BLISTER
1712/8/060/A	Min.600 mm Max.699 mm	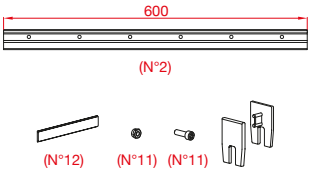
1712/8/070/A	Min.700 mm Max.799 mm	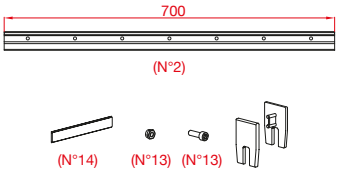
1712/8/080/A	Min.800 mm Max.899 mm	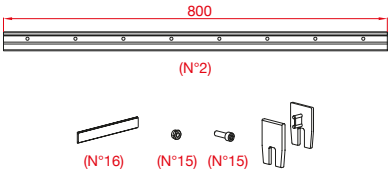
1712/8/090/A	Min.900 mm Max.999 mm	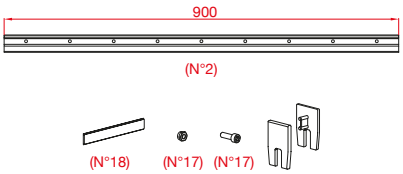
1712/8/100/A	Min.1000 mm Max.1099 mm	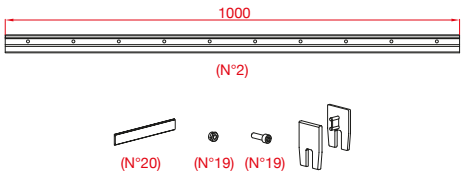
1712/8/120/A	Min.1200 mm Max.1299 mm	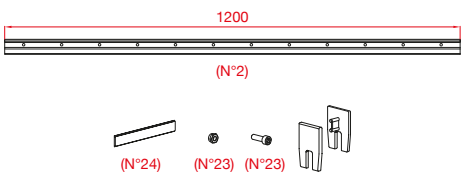
1712/8/150/A	Min.1500 mm Max.1600 mm	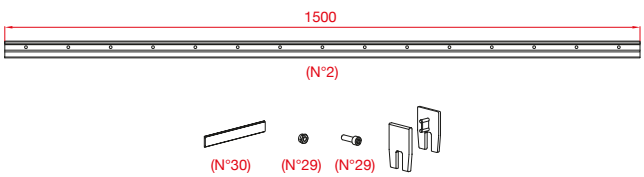

Vetro 40

Glass Model 40 / Modello Vetro 40
Modèle Verre 40 / Glas 40 Modell / Modelo Vidrio 40

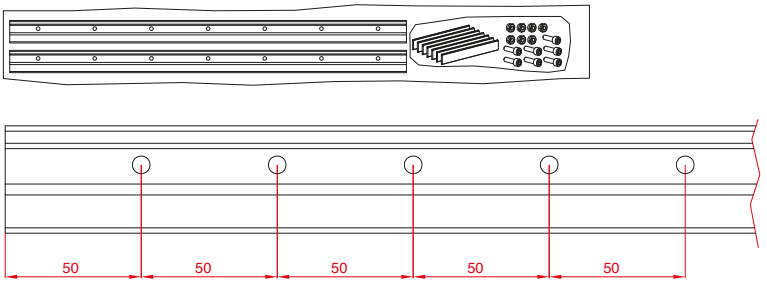

ART. 1703

ART. 1712

Max 120 Kg

Door thickness - 8/8,7 mm (5/16")
Spessore porta - 8/8,7 mm (5/16")

Anodized silver
Anodizzato argento

BLISTER KIT FOR COMBINATION WITH A SLIDING DOOR KIT INDICATED ON P. 128/129

KIT BLISTER DA ABBINARE A UN KIT SCORREVOLI INDICATO A PAG. 128/129

CODE		KIT IN BLISTER
1712/8/060/AC	Min.600 mm Max.699 mm	600 (N°2) (N°12) (N°11) (N°11) (N°2)
1712/8/070/AC	Min.700 mm Max.799 mm	700 (N°2) (N°14) (N°13) (N°13) (N°2)
1712/8/080/AC	Min.800 mm Max.899 mm	800 (N°2) (N°16) (N°15) (N°15) (N°2)
1712/8/090/AC	Min.900 mm Max.999 mm	900 (N°2) (N°18) (N°17) (N°17) (N°2)
1712/8/100/AC	Min.1000 mm Max.1099 mm	1000 (N°2) (N°20) (N°19) (N°19) (N°2)
1712/8/120/AC	Min.1200 mm Max.1299 mm	1200 (N°2) (N°24) (N°23) (N°23) (N°2)
1712/8/150/AC	Min.1500 mm Max.1600 mm	1500 (N°2) (N°30) (N°29) (N°29) (N°2)

Vetro 40

Glass Model 40 / Modello Vetro 40
Modèle Verre 40 / Glas 40 Modell / Modelo Vidrio 40

120 Max 120 Kg

Door thickness - 10/10,7 mm (3/8")
Spessore porta - 10/10,7 mm (3/8")

A Anodized silver
Anodizzato argento

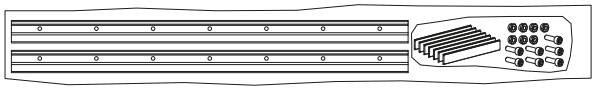

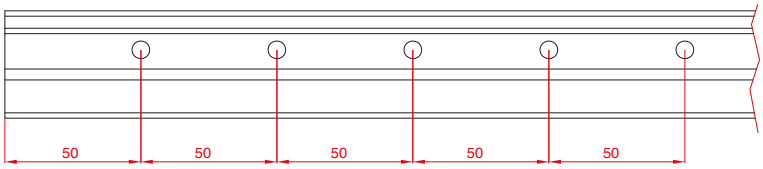

BLISTER KIT FOR COMBINATION WITH A SLIDING DOOR KIT INDICATED ON P. 128/129

KIT BLISTER DA ABBINARE A UN KIT SCORREVOLI INDICATO A PAG. 128/129

CODE		KIT IN BLISTER
1712/10/060/A	Min.600 mm Max.699 mm	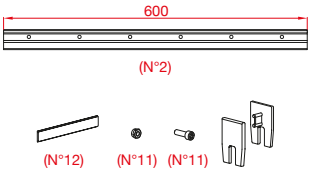
1712/10/070/A	Min.700 mm Max.799 mm	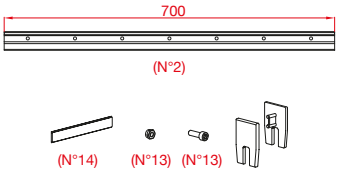
1712/10/080/A	Min.800 mm Max.899 mm	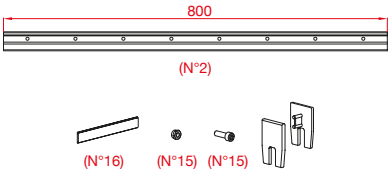
1712/10/090/A	Min.900 mm Max.999 mm	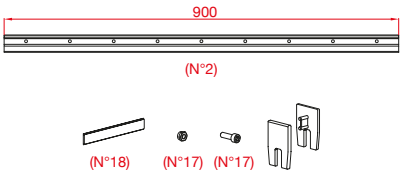
1712/10/100/A	Min.1000 mm Max.1099 mm	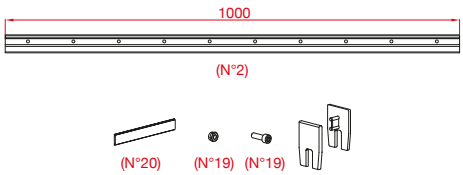
1712/10/120/A	Min.1200 mm Max.1299 mm	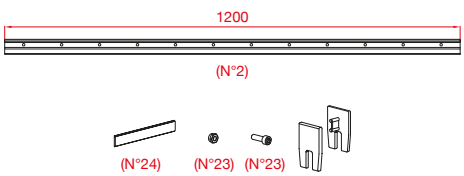
1712/10/150/A	Min.1500 mm Max.1600 mm	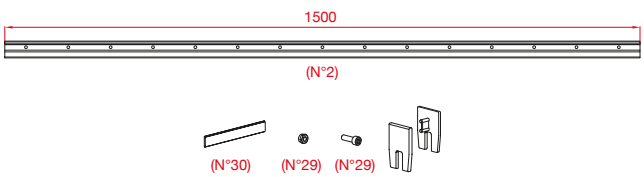

Vetro 40

Glass Model 40 / Modello Vetro 40
Modèle Verre 40 / Glas 40 Modell / Modelo Vidrio 40

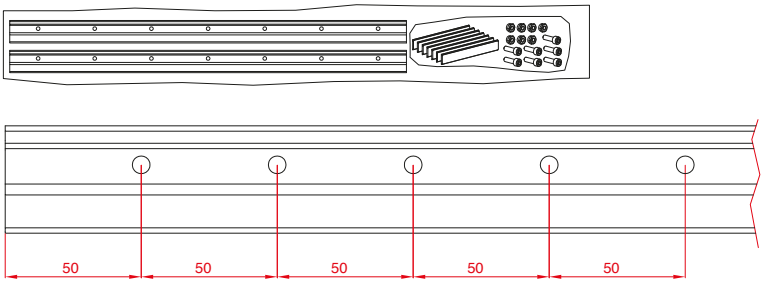

ART. 1703

ART. 1712

Max 120 Kg

Door thickness - 10/10,7 mm (3/8")
Spessore porta - 10/10,7 mm (3/8")

Anodized silver
Anodizzato argento

BLISTER KIT FOR COMBINATION WITH A SLIDING DOOR KIT INDICATED ON P. 128/129

KIT BLISTER DA ABBINARE A UN KIT SCORREVOLI INDICATO A PAG. 128/129

CODE		KIT IN BLISTER
1712/10/060/AC	Min.600 mm Max.699 mm	600 (N°2) (N°12) (N°11) (N°11) (N°2)
1712/10/070/AC	Min.700 mm Max.799 mm	700 (N°2) (N°14) (N°13) (N°13) (N°2)
1712/10/080/AC	Min.800 mm Max.899 mm	800 (N°2) (N°16) (N°15) (N°15) (N°2)
1712/10/090/AC	Min.900 mm Max.999 mm	900 (N°2) (N°18) (N°17) (N°17) (N°2)
1712/10/100/AC	Min.1000 mm Max.1099 mm	1000 (N°2) (N°20) (N°19) (N°19) (N°2)
1712/10/120/AC	Min.1200 mm Max.1299 mm	1200 (N°2) (N°24) (N°23) (N°23) (N°2)
1712/10/150/AC	Min.1500 mm Max.1600 mm	1500 (N°2) (N°30) (N°29) (N°29) (N°2)

Vetro 40

Glass Model 40 / Modello Vetro 40
Modèle Verre 40 / Glas 40 Modell / Modelo Vidrio 40

120 Max 120 Kg

Door thickness - 12/12,7 mm (1/2")
Spessore porta - 12/12,7 mm (1/2")

A Anodized silver
Anodizzato argento

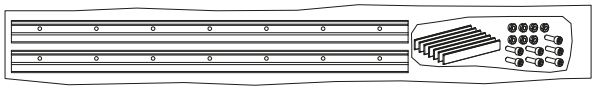

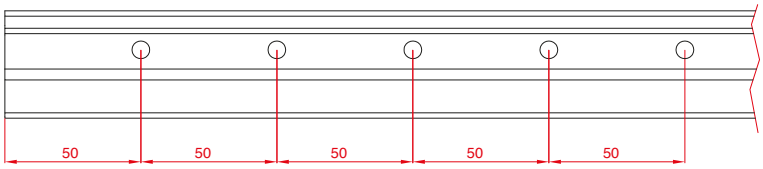

BLISTER KIT FOR COMBINATION WITH A SLIDING DOOR KIT INDICATED ON P. 128/129

KIT BLISTER DA ABBINARE A UN KIT SCORREVOLI INDICATO A PAG. 128/129

CODE		KIT IN BLISTER
1712/12/060/A	Min.600 mm Max.699 mm	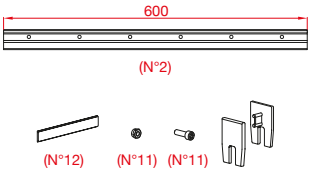
1712/12/070/A	Min.700 mm Max.799 mm	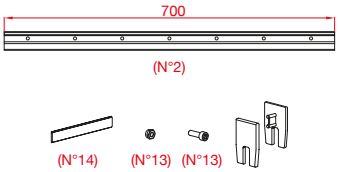
1712/12/080/A	Min.800 mm Max.899 mm	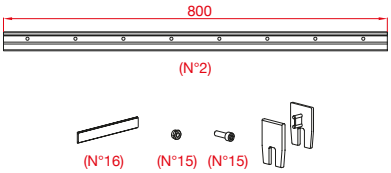
1712/12/090/A	Min.900 mm Max.999 mm	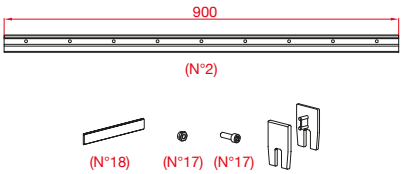
1712/12/100/A	Min.1000 mm Max.1099 mm	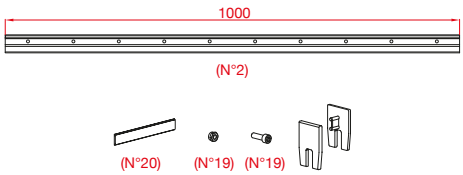
1712/12/120/A	Min.1200 mm Max.1299 mm	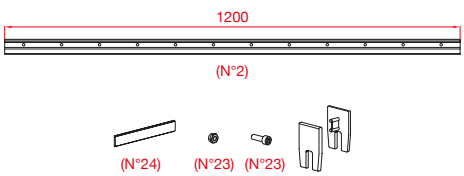
1712/12/150/A	Min.1500 mm Max.1600 mm	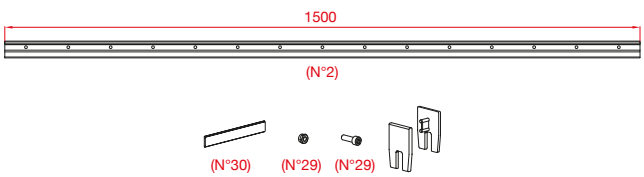

Vetro 40

Glass Model 40 / Modello Vetro 40
Modèle Verre 40 / Glas 40 Modell / Modelo Vidrio 40

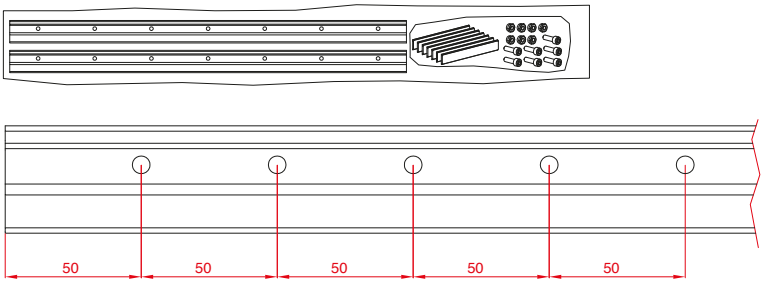

ART. 1703

ART. 1712

120 Max 120 Kg

Door thickness - 12/12,7 mm (1/2")
Spessore porta - 12/12,7 mm (1/2")

A Anodized silver
Anodizzato argento

BLISTER KIT FOR COMBINATION WITH A SLIDING DOOR KIT INDICATED ON P. 128/129

KIT BLISTER DA ABBINARE A UN KIT SCORREVOLI INDICATO A PAG. 128/129

CODE		KIT IN BLISTER
1712/12/060/AC	Min.600 mm Max.699 mm	600 (N°2) (N°12) (N°11) (N°11) (N°2)
1712/12/070/AC	Min.700 mm Max.799 mm	700 (N°2) (N°14) (N°13) (N°13) (N°2)
1712/12/080/AC	Min.800 mm Max.899 mm	800 (N°2) (N°16) (N°15) (N°15) (N°2)
1712/12/090/AC	Min.900 mm Max.999 mm	900 (N°2) (N°18) (N°17) (N°17) (N°2)
1712/12/100/AC	Min.1000 mm Max.1099 mm	1000 (N°2) (N°20) (N°19) (N°19) (N°2)
1712/12/120/AC	Min.1200 mm Max.1299 mm	1200 (N°2) (N°24) (N°23) (N°23) (N°2)
1712/12/150/AC	Min.1500 mm Max.1600 mm	1500 (N°2) (N°30) (N°29) (N°29) (N°2)

Vetro 40

Glass Model 40 / Modello Vetro 40
Modèle Verre 40 / Glas 40 Modell / Modelo Vidrio 40

CODE			KIT IN BOX
98/98/V40	80 ÷ 120 Kg	Min.600 mm (Min.640 mm - Art.1701)	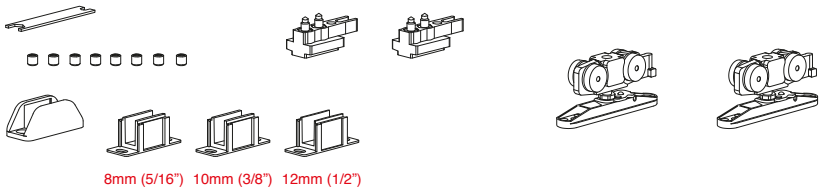
1686/98/V40	80 Kg	Min.700 mm (Min.740 mm - Art.1701)	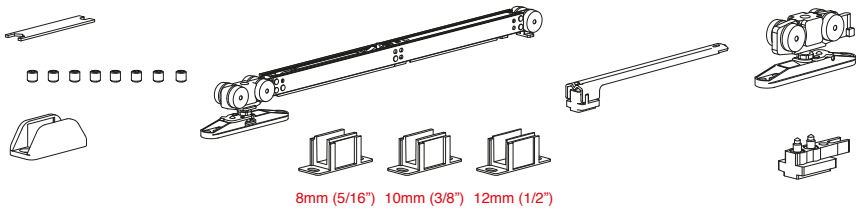
1683/1683/V40	80 Kg	Min.600 mm (Min.640 mm - Art.1701)	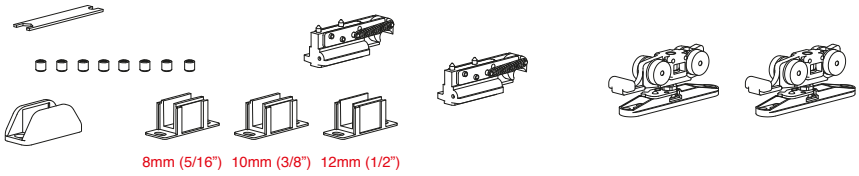
1686/1683/V40	80 Kg	Min.620 mm (Min.660 mm - Art.1701)	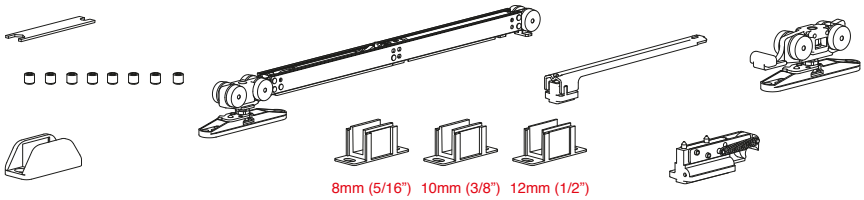
1688/V40	80 Kg	Min.732 mm (Min.772 mm - Art.1701)	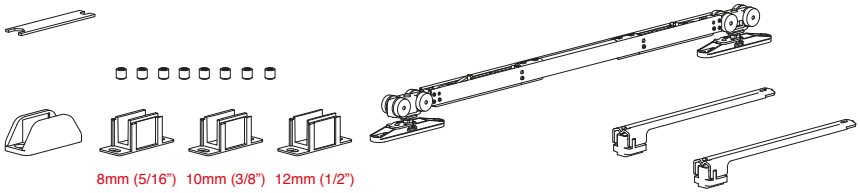

ALUMINIUM TRACKS / BINARI IN ALLUMINIO

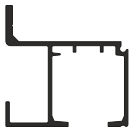
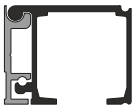

STANDARD	OPTIONAL		
ART. 1280	ART. 1080	ART. 1359	ART. 1700 - 1720

LOWER GUIDE
GUIDE INFERIORI

ART. 1486/8/10/12

ALUMINIUM TRACKS / BINARI IN ALLUMINIO

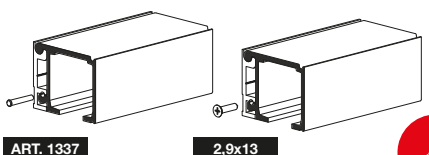

ART. 1703	ART. 1690	FIXING / FISSAGGIO ART. 1700

Glass Model 40 / Modello Vetro 40
Modèle Verre 40 / Glas 40 Modell / Modelo Vidrio 40

CODE			KIT IN BOX
1687/V40	80 Kg	Min.850 mm (Min.890 mm - Art.1701)	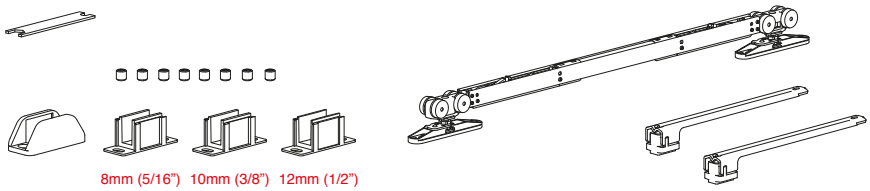
1686/1686/V40	80 Kg	Min.920 mm (Min.960 mm - Art.1701)	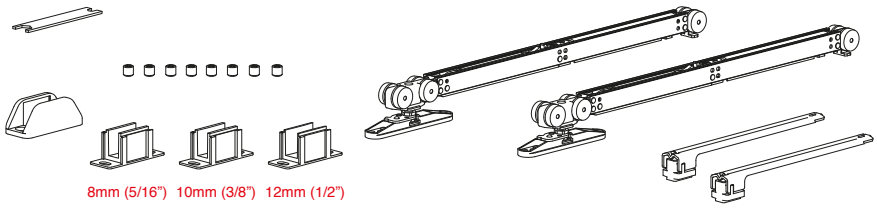
1685/98/V40	120 Kg	Min.700 mm (Min.740 mm - Art.1701)	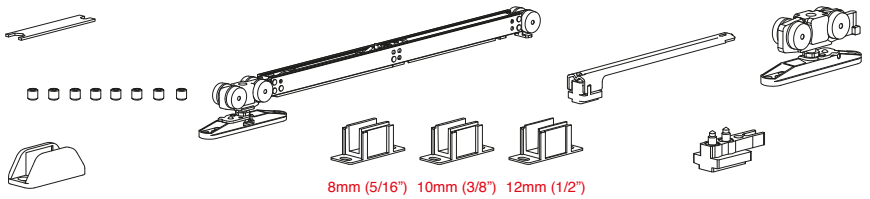
1685/1683/V40	120 Kg	Min.720 mm (Min.760 mm - Art.1701)	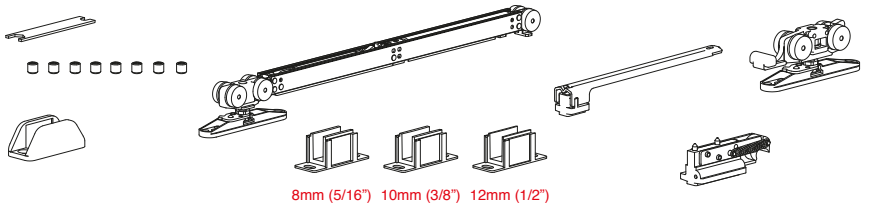
1685/1685/V40	120 Kg	Min.1094 mm (Min.1154 mm - Art.1701)	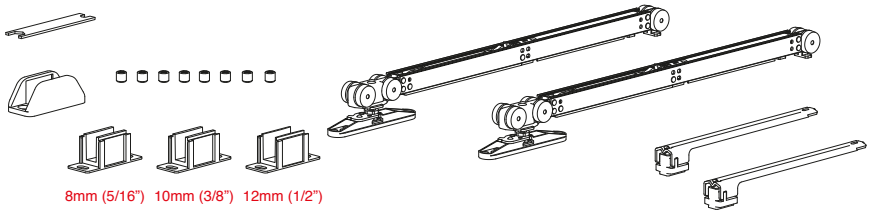

ALUMINIUM TRACKS / BINARI IN ALLUMINIO

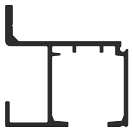
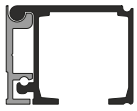

STANDARD	OPTIONAL		
ART. 1280	ART. 1080	ART. 1359	ART. 1700 - 1720

LOWER GUIDE
GUIDE INFERIORI

ART. 1486/8/10/12

ALUMINIUM TRACKS / BINARI IN ALLUMINIO

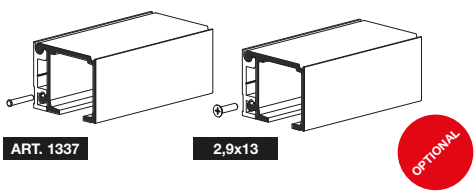

ART. 1703	ART. 1690	FIXING / FISSAGGIO ART. 1700

SIZE DESCRIPTION / DESCRIZIONE MISURE

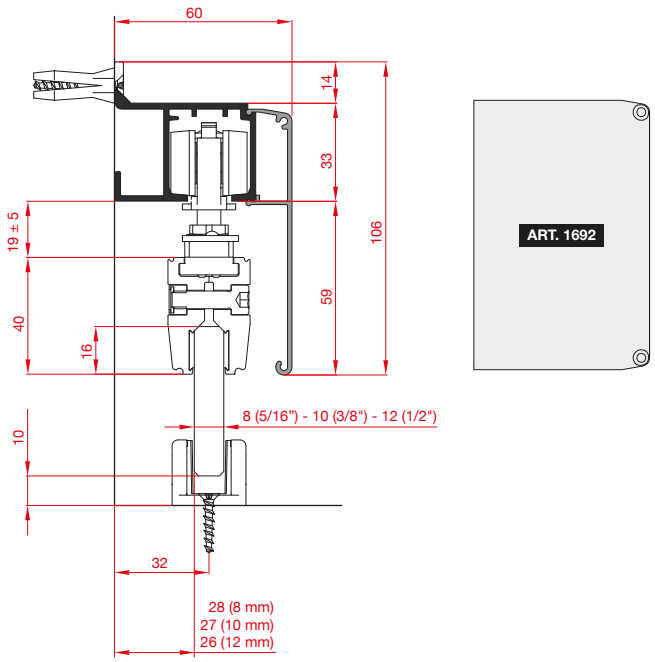

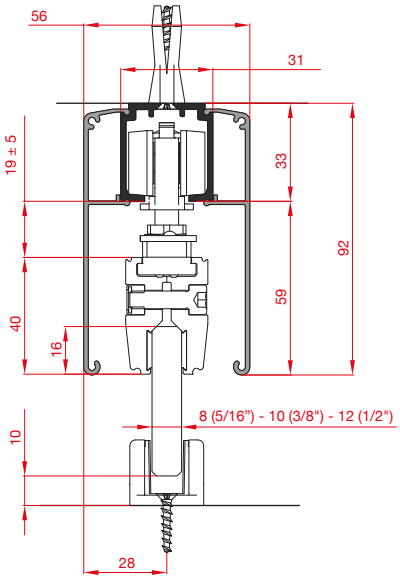

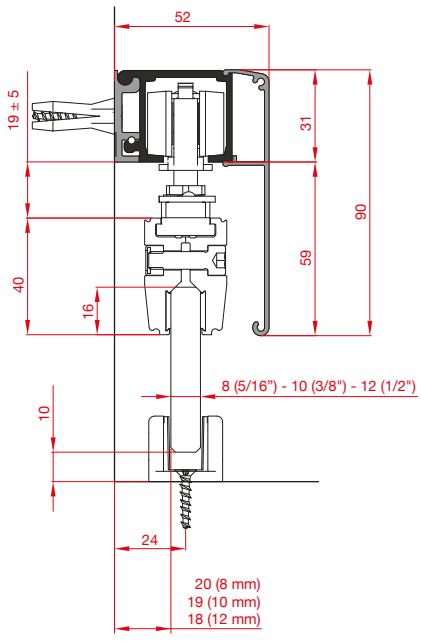

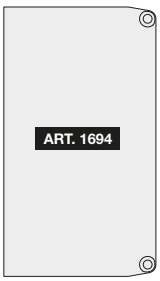

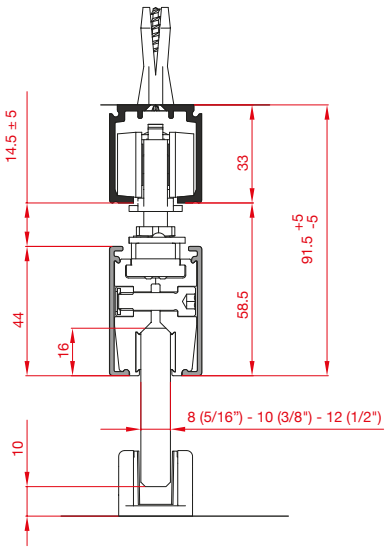

SIZE DESCRIPTION / DESCRIZIONI MISURE

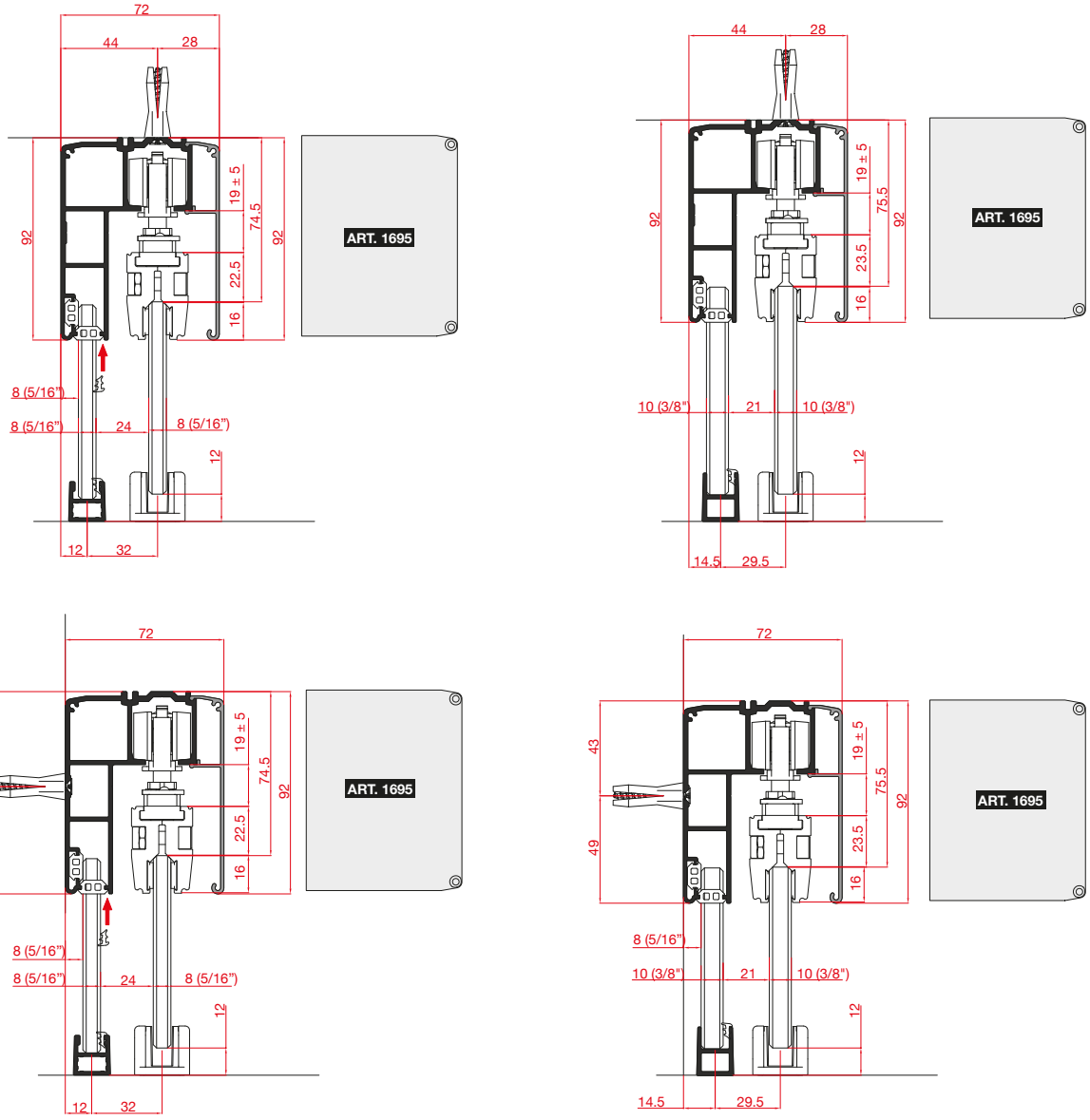

ALUMINIUM TRACKS / BINARI IN ALLUMINIO

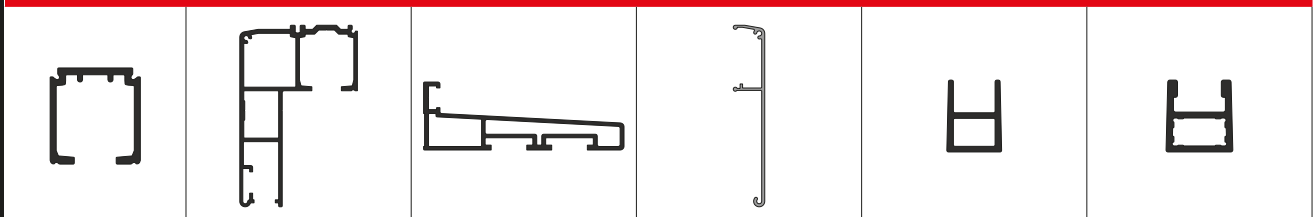

ART. 1280	ART. 1750	ART. 1770	ART. 1690	ART. 1740 (10 mm - 3/8")	ART. 1738 (8 mm - 5/16")

SEAL / GUARNIZIONE

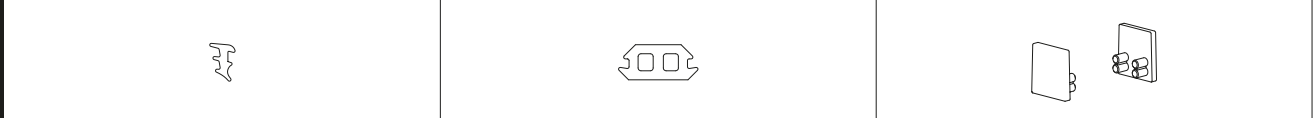

ART. 324 KIT=10 mt	ART. 266 KIT=10 mt	OPTIONAL ART. 1735

CODE		→ ←	ACCESSORIES FOR KITS OF PAGE 128-129 / ACCESSORI PER I KIT DI PAG. 128-129
1712/8/020/A	120 Kg	8/8,7 mm (5/16")	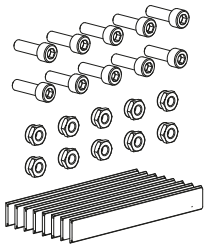 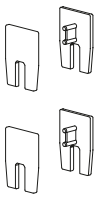 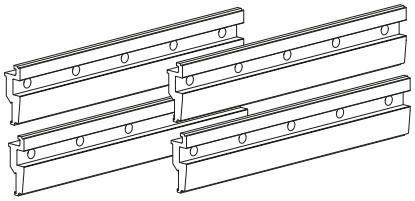
1712/10/020/A	120 Kg	10/10,7 mm (3/8")	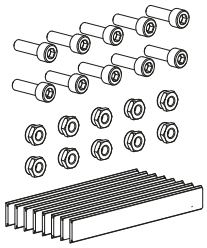 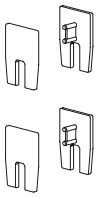 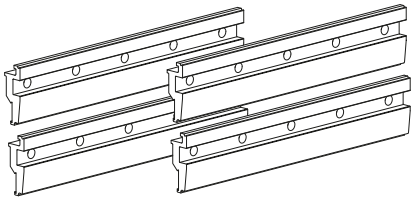
1712/12/020/A	120 Kg	12/12,7 mm (1/2")	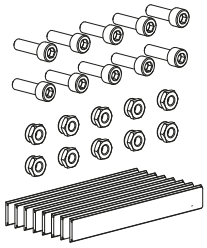 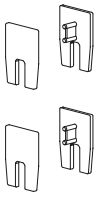 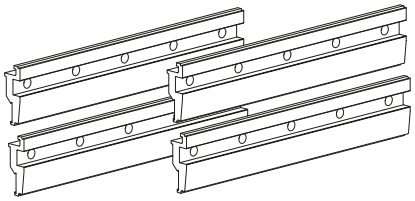
1712/8/020/AC	120 Kg	8/8,7 mm (5/16")	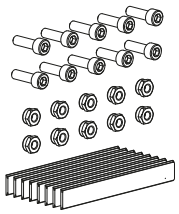  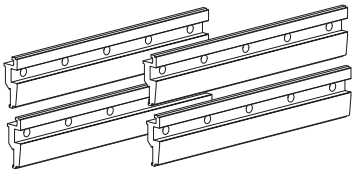
1712/10/020/AC	120 Kg	10/10,7 mm (3/8")	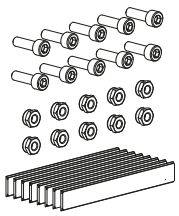  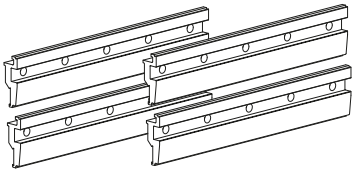
1712/12/020/AC	120 Kg	12/12,7 mm (1/2")	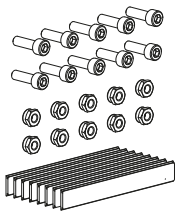  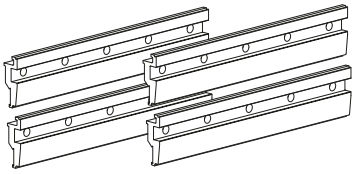

CODE			KIT FOR COUNTERFRAMES / KIT PER CONTROTELAI
1712/8/020/ASB	120 Kg	8/8,7 mm (5/16")	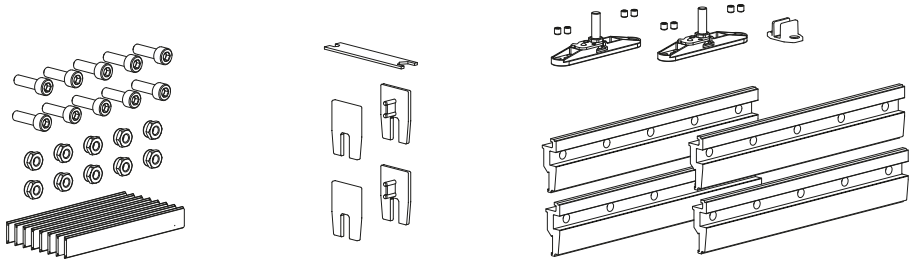
1712/10/020/ASB	120 Kg	10/10,7 mm (3/8")	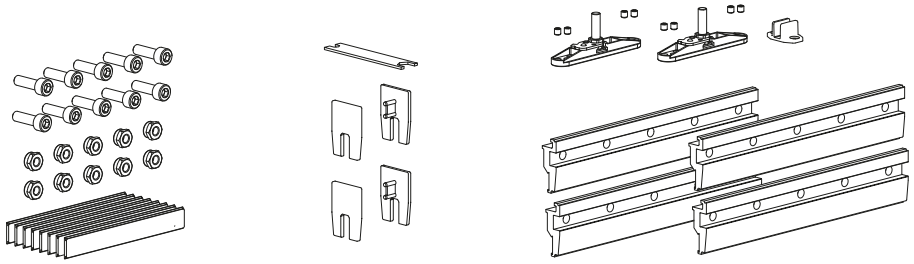
1712/12/020/ASB	120 Kg	12/12,7 mm (1/2")	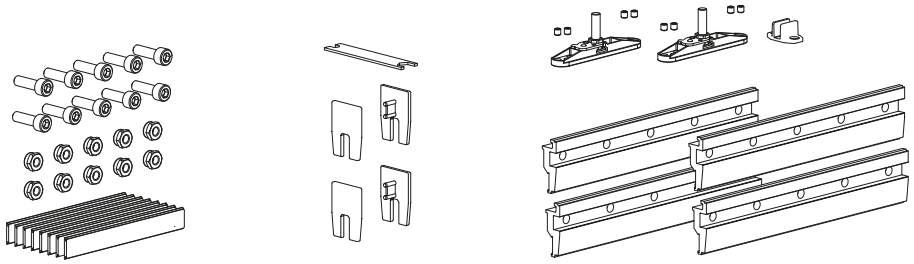
1712/8/020/ACSB	120 Kg	8/8,7 mm (5/16")	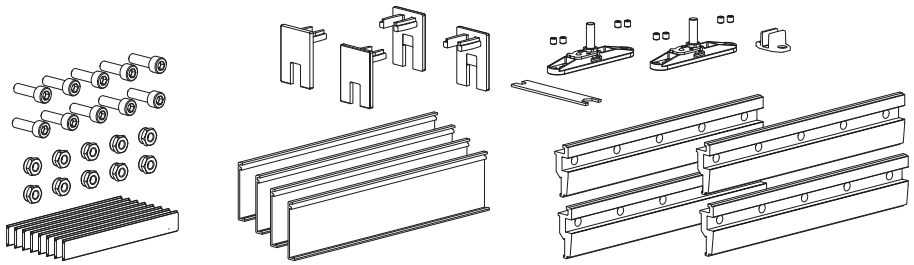
1712/10/020/ACSB	120 Kg	10/10,7 mm (3/8")	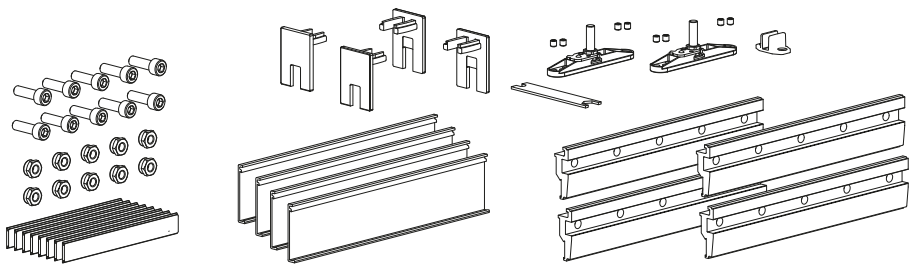
1712/12/020/ACSB	120 Kg	12/12,7 mm (1/2")	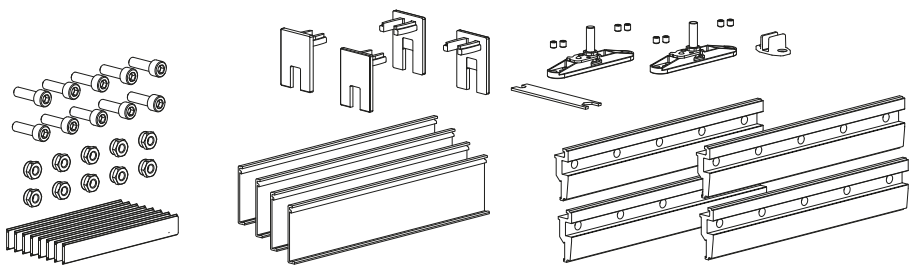

www.ternoscorrevoli.com/vetro-40

Vetro 40 Sync

Mechanisms for doors with simultaneous opening in glass
Meccanismi per porte con apertura simultanea in vetro

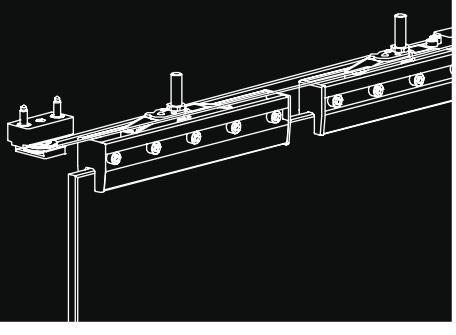

Vetro 40 Sync

Simultaneous glass doors
Porte simultanee in vetro

EN	Mechanisms for doors with simultaneous opening in glass.
IT	Meccanismi per porte con apertura simultanea in vetro.
FR	Mécanismes pour portes à ouverture simultanée en verre.
DE	Türmechanismen für die gleichzeitige Öffnung der Türflügel aus Glas.
ES	Mecanismos para puertas con abertura simultánea de vidrio.

Vetro 40 Sync

Scheme / Schema

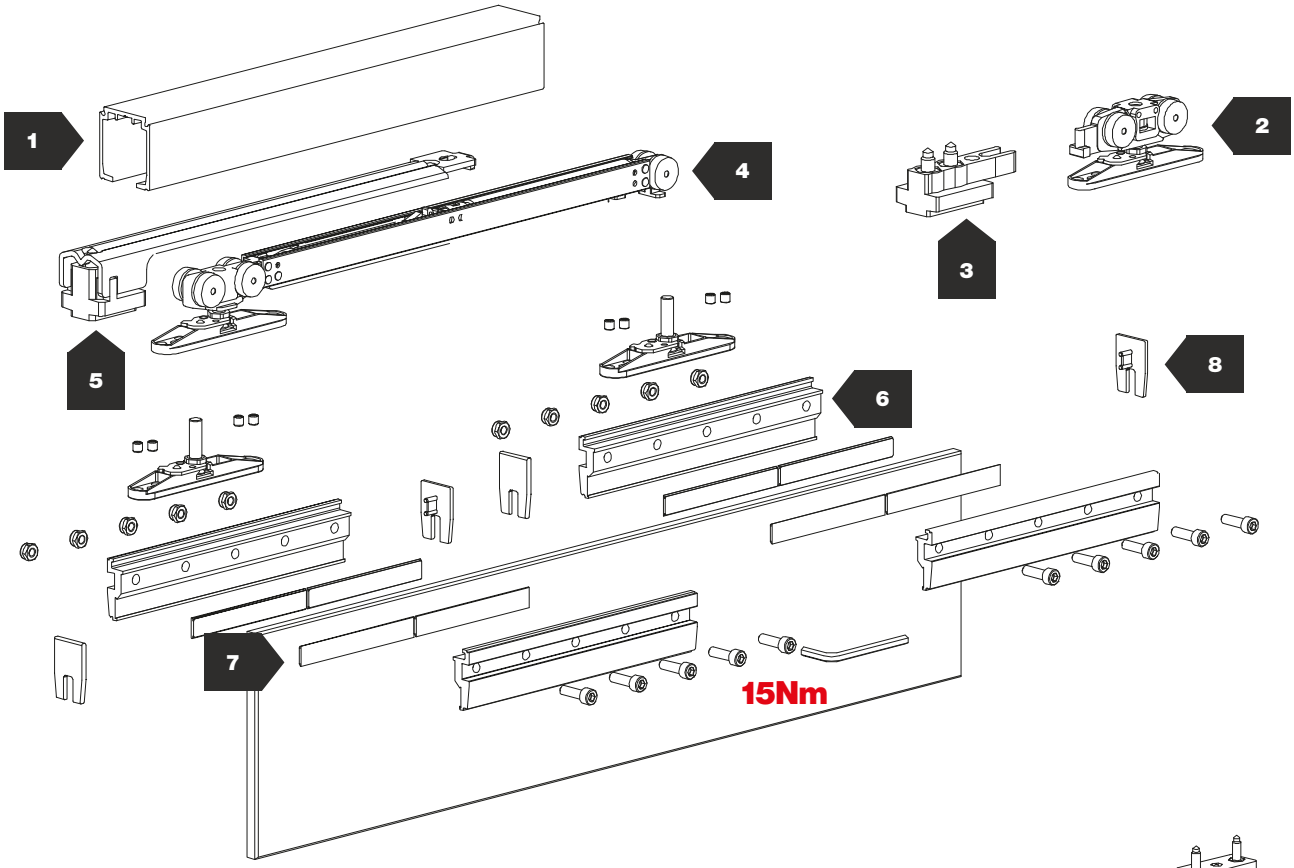

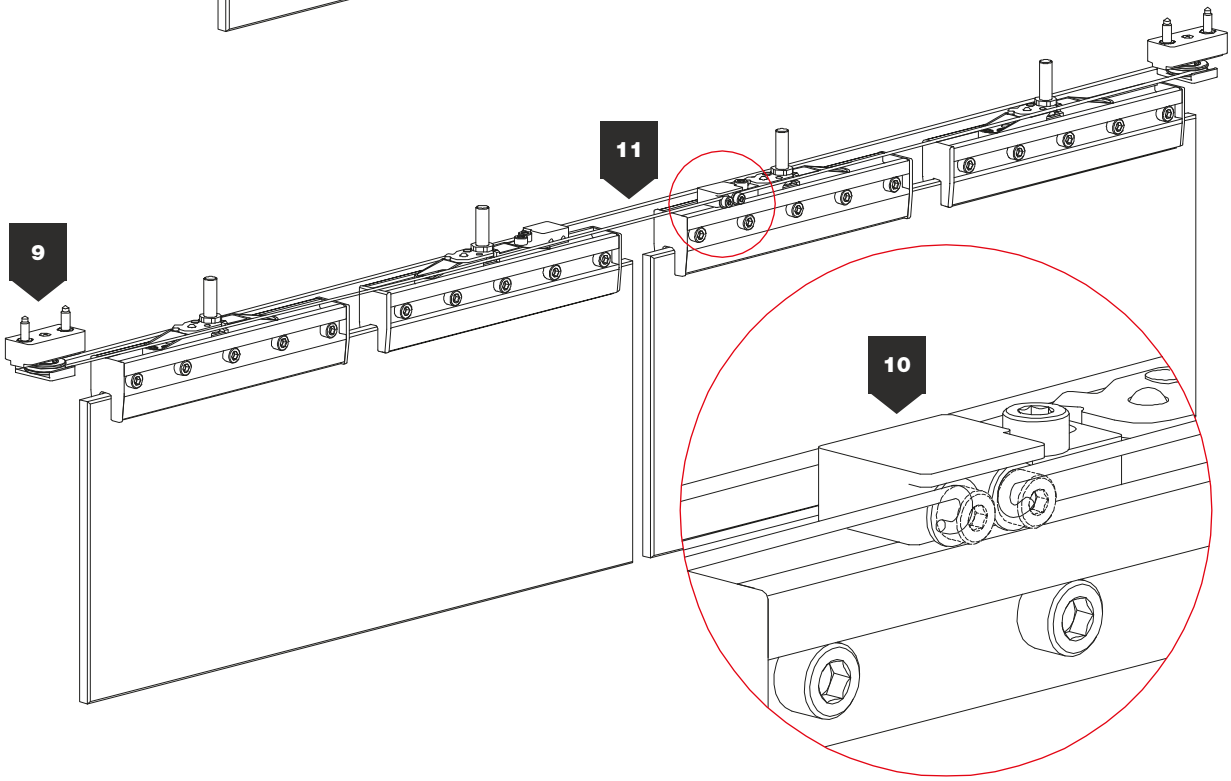

8/8,7 ÷ 12/12,7 mm

40 - 80 kg

10 mm

Vetro 40 Sync

N°			KG	→←
1	1280		80	
	1080		80	
	1359	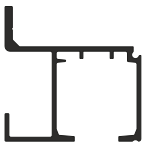	80	
	1700		80	
	1720	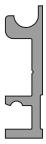	80	
	1263	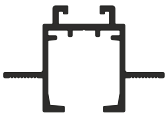	80	OPTIONAL
2	47/T		40	
	98/T		80	
3	84	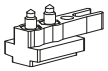	80	
	46	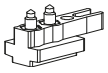	80	
4	1686/443/80Y		80	
5	1674		80	
6	1712/020	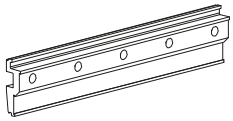	80	
	1712/060	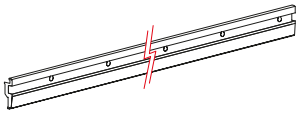	80	
	1712/070			
	1712/080			
	1712/090			
	1712/100			
	1712/120			
	1712/150			

N°			KG	→←
7	1707	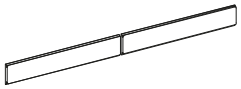	80	8 mm (5/16")
	1704	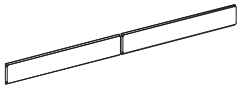	80	10 mm (3/8")
	1705	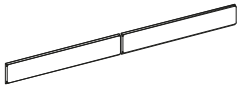	80	12 mm (1/2")
8	1731	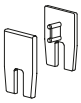	80	8 mm (5/16")
	1733	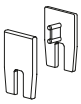	80	10 mm (3/8")
	1737	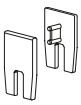	80	12 mm (1/2")
9	1375		80	
10	1323	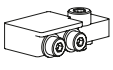	80	
11	88	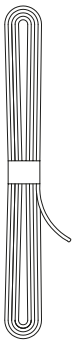	80	

Vetro 40 Sync

Simultaneous glass doors / Porte vetro simultanea
Portes verre simultanée / Gleichzeitig öffnende Glastürflügeln
Puertas de vidrio simultánea

40 Kg

N.1 Classic Stopper
N.1 Fermo Standard

NEW

CODE → ←		KIT
1375/1712/8/S/40	8/8,7 mm (5/16")	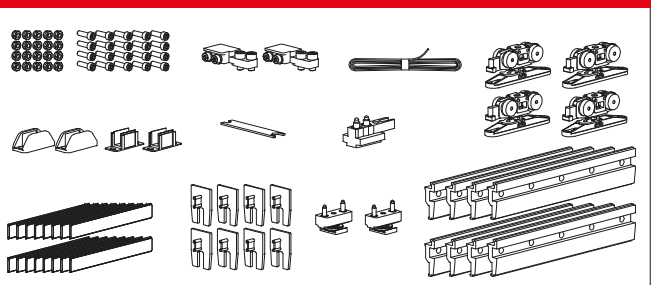
1375/1712/10/S/40	10/10,7 mm (3/8")	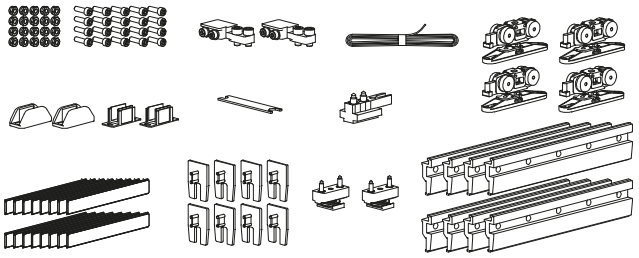
1375/1712/12/S/40	12/12,7 mm (1/2")	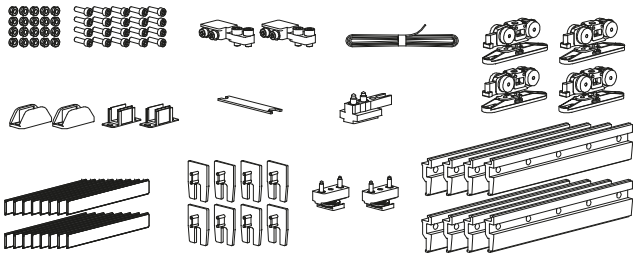

80 Kg

N.1 Classic Stopper
N.1 Fermo Standard

CODE → ←		KIT
1375/1712/8/S/80	8/8,7 mm (5/16")	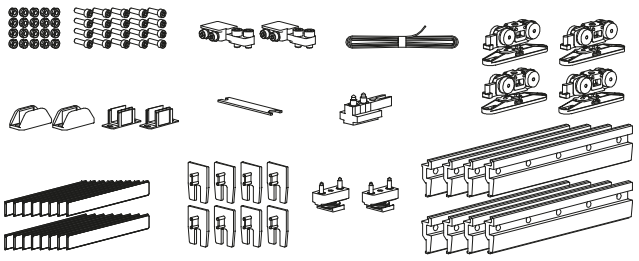
1375/1712/10/S/80	10/10,7 mm (3/8")	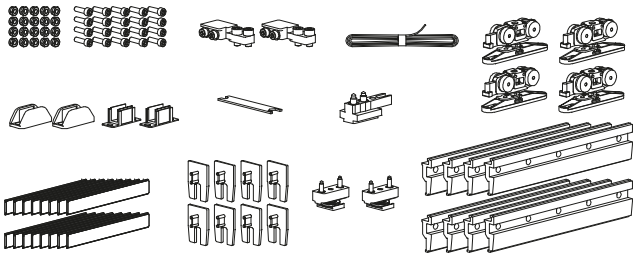
1375/1712/12/S/80	12/12,7 mm (1/2")	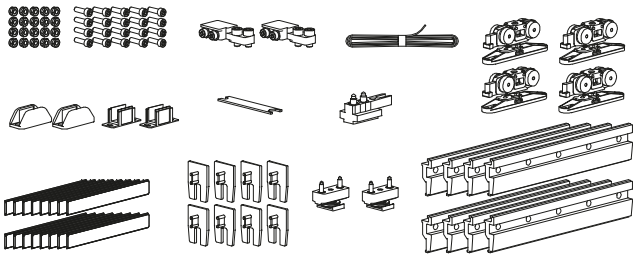

Simultaneous glass doors / Porte vetro simultanea
Portes verre simultanée / Gleichzeitig öffnende Glastürflügeln
Puertas de vidrio simultánea

CODE → ←		KIT
1375/35G/8/S/40	8/8,7 mm (5/16")	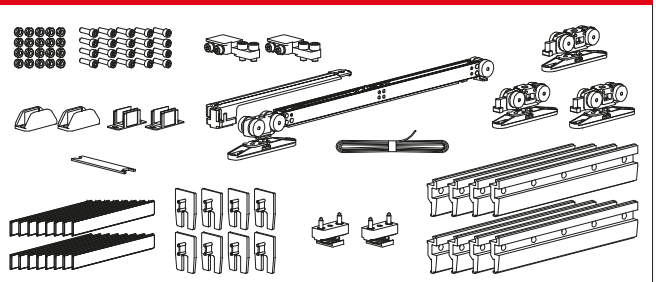
1375/35G/10/S/40	10/10,7 mm (3/8")	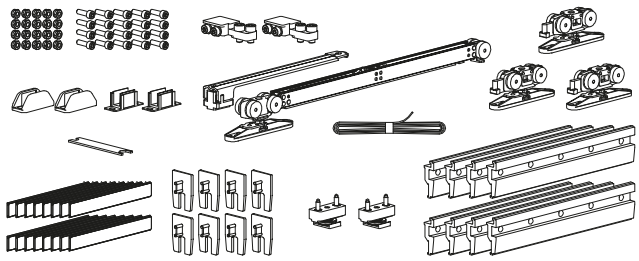
1375/35G/12/S/40	12/12,7 mm (1/2")	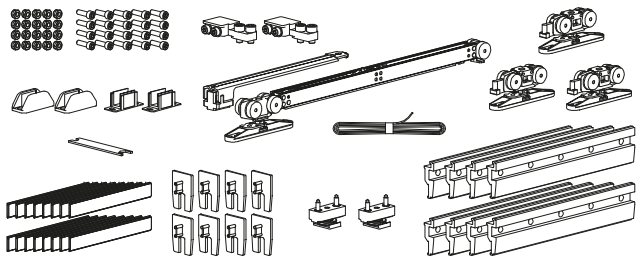

40 Kg

N.1 Soft air closing
N.1 Fermo ammortizzato

NEW

CODE → ←		KIT
1375/80Y/8/S/80	8/8,7 mm (5/16")	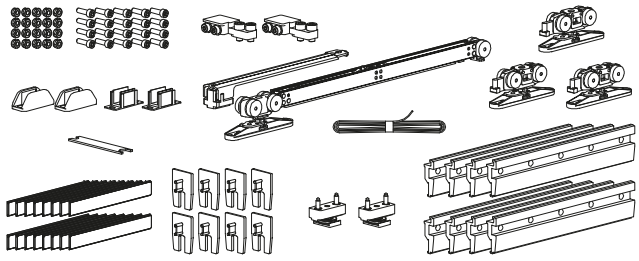
1375/80Y/10/S/80	10/10,7 mm (3/8")	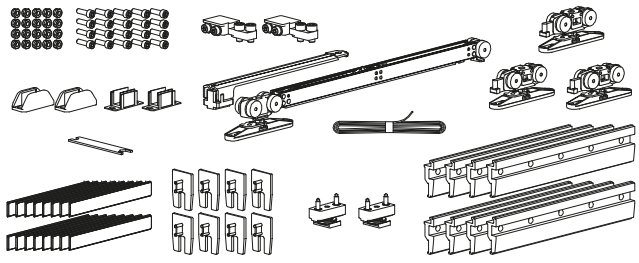
1375/80Y/12/S/80	12/12,7 mm (1/2")	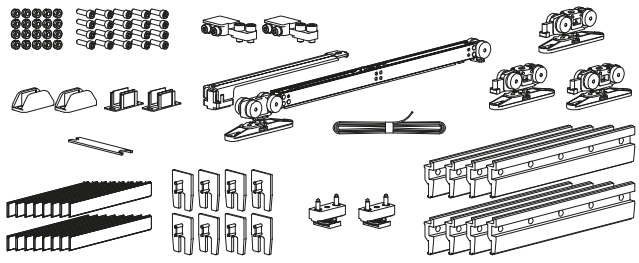

80 Kg

N.1 Soft air closing
N.1 Fermo ammortizzato

Vetro 40 Sync

Simultaneous glass doors / Porte vetro simultanea
Portes verre simultanée / Gleichzeitig öffnende Glastürflügeln
Puertas de vidrio simultánea
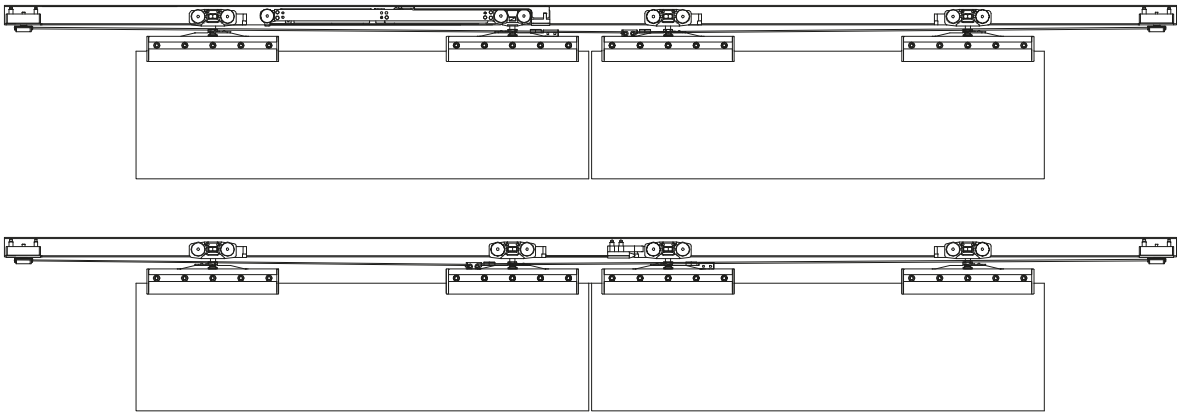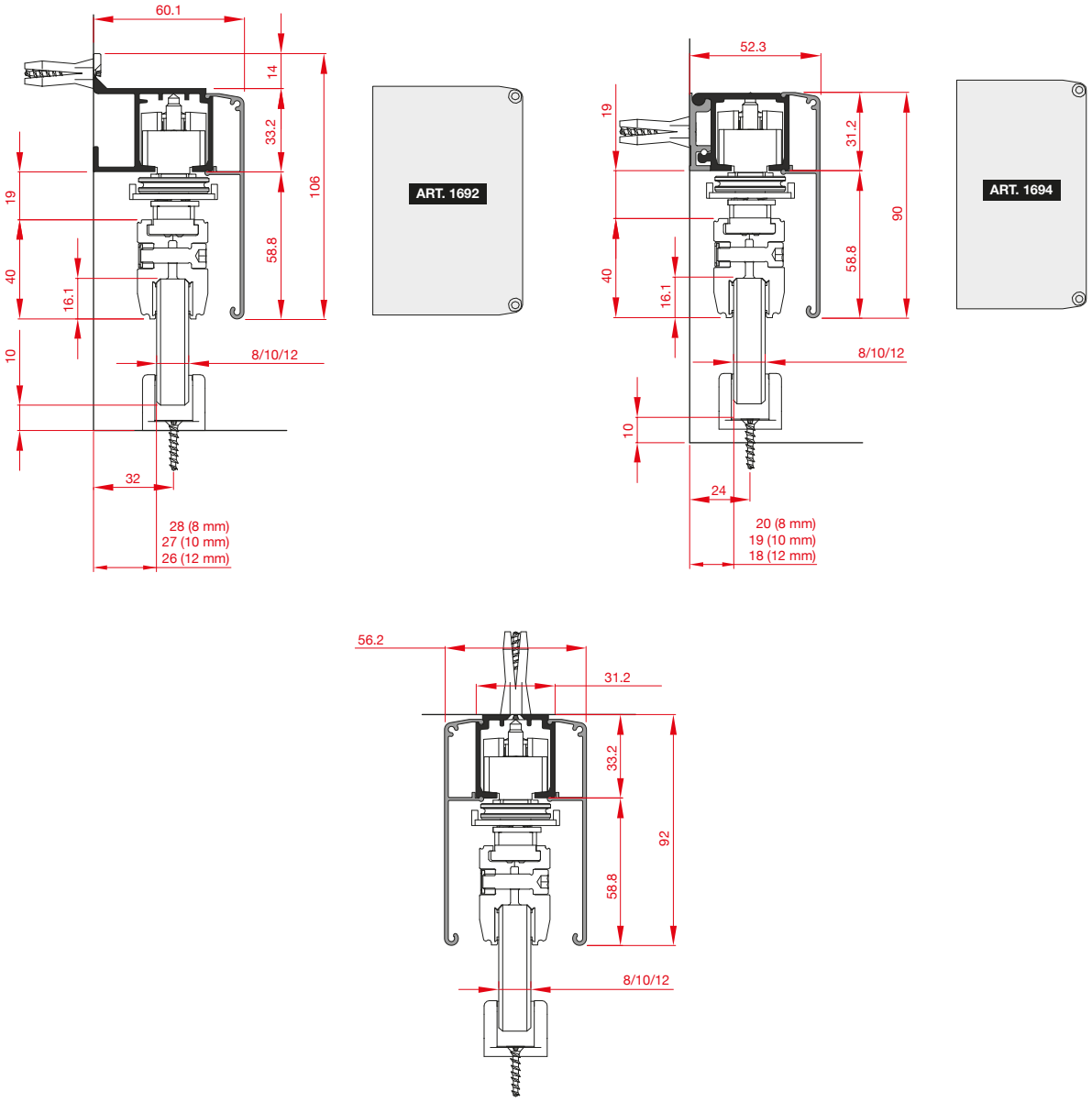
SIZE DESCRIPTION / DESCRIZIONE MISURE