

New

with HAWA-Concepta 40
and convenient features



HAWA-Concepta 25/30/40/50 and HAWA-Folding Concepta 25

Turn – Fold – Slide in



**HAWA-Concepta and HAWA-Folding Concepta:
Multi-functional room solutions come true**

Space is a limited asset in our modern society. That is why we systematically search for solutions that enable our customers to create space and optimize rooms. The HAWA-Concepta 25/30/40/50 and HAWA-Folding Concepta 25 hardware systems with their sophisticated and economical pivot, fold and slide technology open the door to a wide range of varied and versatile options.

Be inspired!

You can find moving images at www.hawa.ch > HAWA-Productfinder



About Hawa AG: Always a guarantor of top quality

Ever since it was founded 50 years ago, Hawa AG has stood for outstanding workmanship, precise manufacturing and high quality. Of course, we have and always will bank on Switzerland as a production location in every regard.

For our business philosophy remains founded on typical Swiss values such as safety, precision and excellent quality of service.

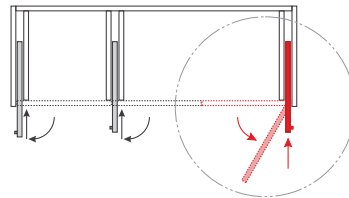
The concept

Furniture doors that pivot, fold and slide in to disappear into astonishingly small parking spaces: this is how to create multi-functional room solutions for the kitchen, home office, media walls, walk-in cabinets and many more applications in next to no time. Especially as the two systems, namely HAWA-Concepta and HAWA-Folding Concepta can be flexibly combined.



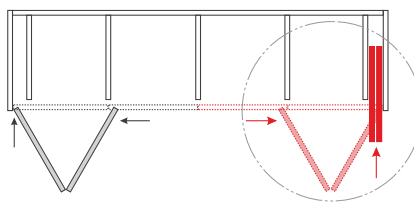
For doors that pivot and slide in sideways

HAWA-Concepta 25/30/40/50



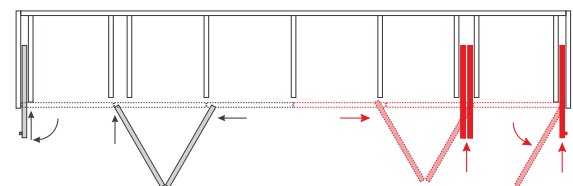
For doors that fold and slide in sideways

HAWA-Folding Concepta 25



In combination

HAWA-Concepta 25/30/40/50 and HAWA-Folding Concepta 25



Flexible hardware for pivot/slide-in doors made of wood

HAWA-Concepta 25/30/40/50

The HAWA-Concepta supports variable space utilization in two ways:

The HAWA-Concepta 25/30 variant moves wooden doors weighing up to 30 kg (66 lbs.) on sturdy guide rollers while the HAWA-Concepta 40/50 equipped with the smooth-running HAWA trolley slides doors weighing up to 50 kg (110 lbs.) into space-saving recesses. Either way, its ease of installation and impressive adaptability will open up completely new prospects for your cabinets, furniture fronts and walk-in storage solutions.

About the product

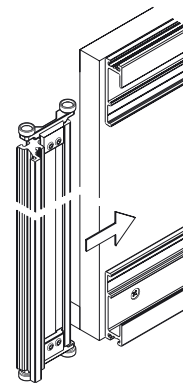
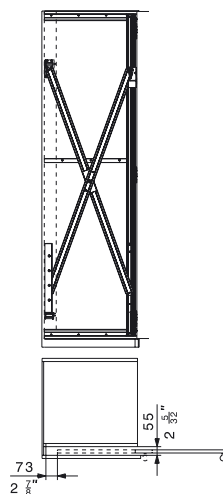
This hardware system offers a huge range of options yet needs only a small amount of space. This is because the doors parked to the side only take up a minimum amount of space inside the cabinet. The hardware system has a lot more intelligent technology to offer and is very convenient to use thanks to the stop shock absorber. It caters for creative design preferences with a variety of different fasteners, profiles and grips. And there's no way the HAWA-Concepta could possibly throw you off track: Installation requires no processing other than drilling holes for positioning and for the concealed hinges, as all components are screwed to the intermediate panel and always accessible from the front.



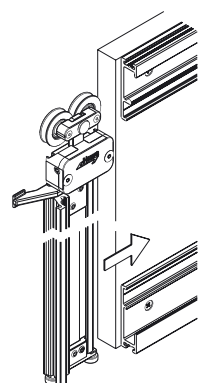
HAWA-Concepta 25/30/40/50 installed in a wall recess.



Doors pivot and slide in to the side thanks to intelligent scissor technology.



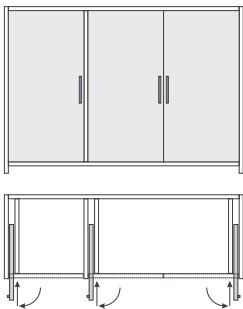
HAWA-Concepta 25/30.



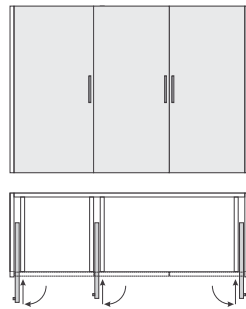
HAWA-Concepta 40/50.

At a glance

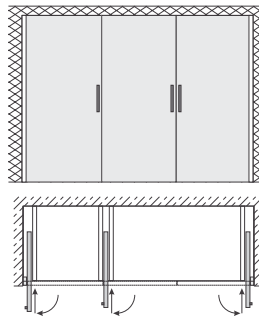
- Available as the HAWA-Concepta 25/30 with guide rollers for light-weight wood doors and as the HAWA-Concepta 40/50 with a two-wheeled trolley for large and heavy wood doors.
- Doors pivot by 90° and slide fully into narrow recesses of just 55 mm ($2\frac{3}{16}$ ")
- The components fitted to the intermediate panel are adjustable from the front – including depth adjustment for the furniture front.
- Sophisticated stop shock absorber for smooth operation.
- Enables wall recesses to be concealed from floor to ceiling even without a cabinet body.
- Identical sets for left hand and right hand doors.
- Simplified planning and installation of pivot/slide-in doors that close against the surface thanks to connecting profiles for 55 mm ($2\frac{3}{16}$ ") and 110 mm ($4\frac{11}{32}$ ").
- Flexibly combined with HAWA-Folding Concepta 25.
- Doors do not jam thanks to tried and tested Hawa scissor technology.



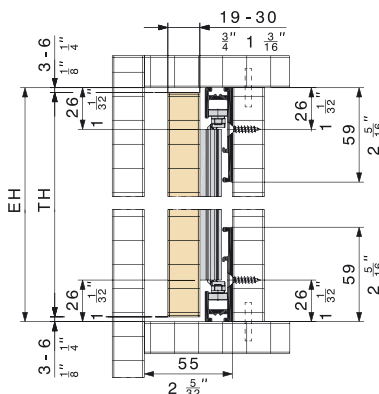
Inlaying doors.



Doors closing against base and top section.



Doors in wall recess.



Innovative hardware for wooden bi-folding sliding doors
that slide in from the side

HAWA-Folding Concepta 25

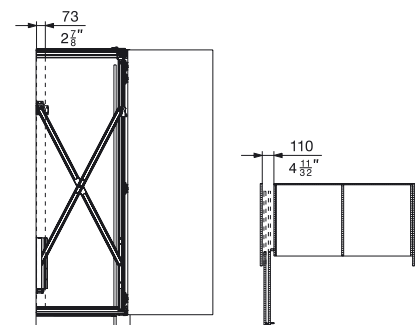
The future-oriented HAWA-Folding Concepta 25 puts on a great show as an impressive quick-change artist. It makes complete cabinet fronts of up to 2800mm (9'2 $\frac{1}{4}$ ") in width – even without a center section – disappear flush with the outer face with a simple twist. The future of creative application designs is literally wide open: from an office recess in the spare bedroom to a utility room in the bathroom or a kitchen in the living room, the freedom of design is virtually boundless.

About the product

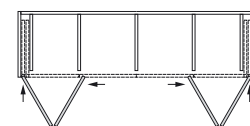
The HAWA-Folding Concepta 25 folds two doors and slides them into the side. This makes the system all the more spatially economic: the slide-in loss is a mere 73mm (2 $\frac{7}{8}$ "), the recess width only 110mm (4 $\frac{11}{32}$ "), and you even gain more freedom of movement in the room as the doors are parked away flush inside the cabinet body or recess when the front is open. You can count on these advantages in every situation: from the simplest cabinet designs with optional base profile and overlaying cabinet doors to room-high solutions without a furniture base to walk-in cabinets with continuous floors and cabinet fronts stretching from work surface to ceiling. Flush furniture and cabinet fronts keep the space simple and neat. This system can also be combined with the HAWA-Concepta 25/30/40/50 or a pivot door.



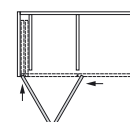
An elegant solution either way: fully open...



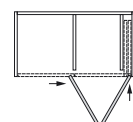
...or flush when closed.



Double system.



Left-hand installation.



Right-hand installation.

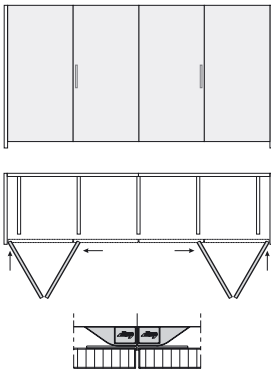
At a glance

- Free access to the entire cabinet width when open, flush when closed.
- Low slide-in loss of 73 mm ($2\frac{7}{8}$ ") in the cabinet depth.
- Aesthetic appeal: Aluminum cover conceals hinge when door pair is parked in the recess.
- Second door does not sag thanks to positively driven trolley.
- Also suitable for fronts from work surface to ceiling.
- Very installer-friendly: drill holes required for positioning and concealed hinges only; top tracks and base profiles can be installed and all adjustments made from the front.
- Simplified end assembly thanks to a high degree of pre-assembly of left hand and right hand doors selectively.
- Flexibly combinable with HAWA-Concepta 25/30/40/50 and with pivot doors (door reveal 2–5 mm ($\frac{3}{32}$ " – $\frac{7}{32}$ ").

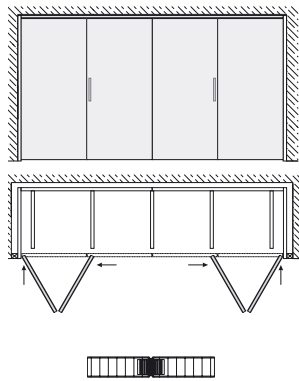
Technical Specifications HAWA-Folding Concepta 25

Door weight	25 kg (55 lbs.) (50 kg (110 lbs.) per door pair)
Door width	300–700 mm ($11\frac{13}{16}$ "– $2'3\frac{9}{16}$ "
Door thickness	19–28 mm ($\frac{3}{4}$ "– $1\frac{1}{8}$ "
Door height	1250–2600 mm ($4'1\frac{7}{32}$ "– $8'6\frac{3}{8}$ "

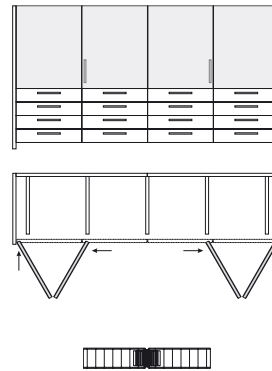
Overlaying cabinet front with base profile.



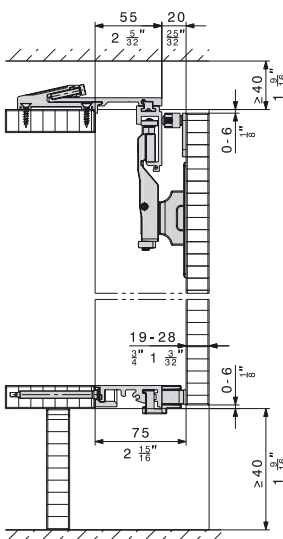
Recess cover without a cabinet base.



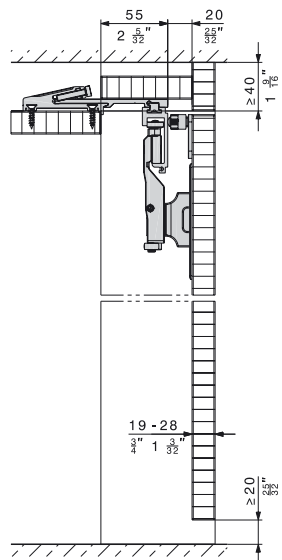
Semi height variant from the worktop.



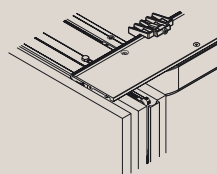
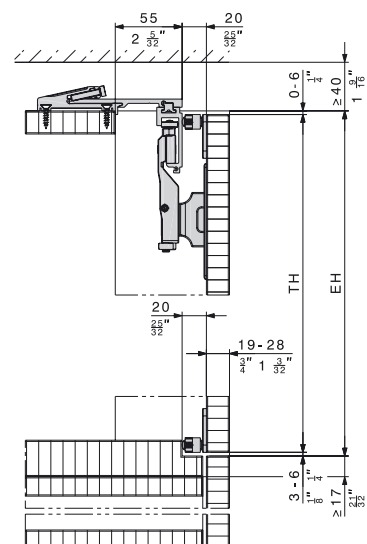
Door centring with leading ramp.



Door centring with magnetic centring elements.



Door centring with magnetic centring elements.



Component of the HAWA-Folding Concepta 25 set: well-thought-out connection profiles for cabinet body and sides ease the installation of overlaying cabinet doors.

Available from specialist dealers

Further information:

Hawa AG
8932 Mettmenstetten
Switzerland
Tel. +41 44 767 91 91
Fax +41 44 767 91 78
www.hawa.ch

