



inox.it



INOXA

Catalogo generale  
General catalogue



REV. 2 (10/2016)

4 Elite  
26 Deluxe  
72 Cromatica  
84 Book  
146 Divisione Plast

## INOXA: UNA REALTÀ DAI GRANDI NUMERI


INOXA: A MANUFACTURER WITH GREAT NUMBERS

Credere nella qualità, nell'esperienza, ma anche nell'innovazione. Nella praticità, nelle risorse, nella lungimiranza, nella caparbia, nel rispetto, nella natura, nella logica, ma anche nella creatività. Nella comunicazione, nei valori, nella bellezza, nel lavoro ma anche nel piacere. Nella perfezione, nella fruibilità, nella capienza, nell'idea, nell'insegnamento, nei legami, nel vantaggio ma anche nell'aiuto. Credere nel linguaggio, nella forza, nella materia, nel pensiero, nelle aspettative, nella bontà, nella passione e nella soddisfazione. Nella durezza, nelle sensazioni, nella progettazione, nell'investimento e nella critica.

Credere nelle necessità del quotidiano.

To believe in quality, in experience, but also in innovation. In practicality, in resources, in farsightedness, in obstinacy, in respect, in nature, in logic, but also in creativity. In communication, in values, in beauty, in work but also in pleasure. In perfection, in usability, in capacity, in ideas, in teaching, in bonding, in advantage but also in help. To believe in language, in strength, in the subject, in thought, in expectation, in kindness, in passion, and in satisfaction. In durability, in feelings, in design, in investment, in criticism.

Believing in everyday necessities.



**INOXA**  
INDUSTRIE

INOXA: UNA REALTÀ ITALIANA

INOXA: A REAL ITALIAN COMPANY





- 6 808E
- 7 860AE
- 8 818E
- 9 1204E
- 10 5703E
- 11 5202E
- 12 5202ED
- 13 803AE/BE
- 14 5104E
- 15 5102E
- 16 716
- 17 5107E
- 18 COMBI'S 845
- 20 COMPACT 838
- 22 828BE
- 23 830BE
- 24 4301E

Elite



## 808E

### Elite

Colonna attrezzata estraibile e reversibile.  
Equipped Column extractable and reversible.

**Finitura telaio:** Grigio - Titanio

**Finitura cesti:** Cromo - Titanio

**Fondo cesti:** Bianco - Grigio - Titanio - Vetro satinato

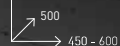
**Soft-Close:** Di serie (Y)

**Trattamento anti slip:** a richiesta

Fondo cesti (bianco-grigio-titanio) in bilaminato stratificato (HPL)

HPL = High Pressure Laminate

1765 (AE) - 1140 (BE) - 840 (NE) - 575 (SE)



**Frame Finish:** Grey - Titanium

**Baskets Finish:** Chromed - Titanium

**Baskets Bottom:** White - Grey - Titanium - Satined glass

**Soft-Close:** Standard (Y)

**Anti slip treatment:** on demand

HPL baskets bottom (white-grey-titanium)

HPL = High Pressure Laminate



## 860AE

### Elite

Colonna dispensa reversibile "Pegasus".  
Reversible pantry unit "Pegasus".

**Finitura telaio:** Grigio - Titanio

**Finitura cesti:** Cromo - Titanio

**Fondo cesti:** Bianco - Grigio - Titanio - Vetro satinato

**Soft-Close:** Di serie (Y)

**Trattamento anti slip:** a richiesta

Fondo cesti (bianco-grigio-titanio) in bilaminato stratificato (HPL)

HPL = High Pressure Laminate

1850 - 2200



**Frame Finish:** Grey - Titanium

**Baskets Finish:** Chromed - Titanium

**Baskets Bottom:** White - Grey - Titanium - Satined glass

**Soft-Close:** Standard (Y)

**Anti slip treatment:** on demand

HPL baskets bottom (white-grey-titanium)

HPL = High Pressure Laminate



## 818E

**Elite**  
 "Sphera" - Colonna estraibile e rotante con guide in carpenteria metallica, estrazione totale.  
 "Sphera" - Extractable rotating column with metal slides, total extraction.

**Finitura telaio:** Grigio  
**Finitura cesti:** Cromo  
**Fondo cesti:** Bianco - Grigio - Vetro satinato  
**Soft-Close:** Di serie (Y)  
**Trattamento anti slip:** a richiesta

1145/1490 (ME) - 1490/1835 (BE) - 1835/2180 (AE)

450 - 500  
 300 - 400 - 450 - 500 - 600

**Frame Finish:** Grey  
**Baskets Finish:** Chromed  
**Baskets Bottom:** White - Grey - Satined glass  
**Soft-Close:** Standard (Y)  
**Anti slip treatment:** on demand



## 1204E

**Elite**  
 Cesto per meccanismo colonna estraibile.  
 Basket for extractable column.

**Finitura:** Cromo - Titanio  
**Fondo:** Bianco - Grigio - Titanio - Vetro satinato  
 (adatto a tutti i tipi di Colonna: 816 - 818 - 850 - 855 - 858)  
**Trattamento anti slip:** a richiesta  
 Fondo cesti (bianco-grigio-titanio) in bilaminato stratificato (HPL)  
 HPL = High Pressure Laminate

450 - 500  
 300 - 400 - 450 - 500 - 600

**Finish:** Chrome - Titanium  
**Bottom:** White - Grey - Titanium - Satined glass  
 (suitable for all types of column: 816 - 818 - 850 - 855 - 858)  
**Anti slip treatment:** on demand  
 HPL baskets bottom (white-grey-titanium)  
 HPL = High Pressure Laminate



## 5703E

**Elite**  
Scolapiatti estraibile per base.  
Extractable draining rack for base.

**Finitura:** Cromo - Titanio  
**Soft-Close:** Di serie (Y)  
Griglie Portapiatti e Portabicchieri in Acciaio Inox AISI304

↗ 450 - 500  
→ 400 - 600 - 900

**Finish:** Chromed - Titanium  
**Soft-Close:** Standard (Y)  
Plate and Glass racks in AISI304, Stainless Steel



## 5202E

**Elite**  
Castello cassetto.  
Drawer basket.

**Finitura:** Cromo - Titanio  
**Fondo:** Bianco - Grigio - Titanio - Vetro satinato  
**Soft-Close:** Di serie (Y)  
**Trattamento anti slip:** a richiesta  
Fondo cesti (bianco-grigio-titanio) in laminato stratificato (HPL)  
HPL = High Pressure Laminato

↗ 450 - 500  
→ 400 - 450 - 500 - 600 - 900

**Finish:** Chrome - Titanium  
**Bottom:** White - Grey - Titanium - Satined glass  
**Soft-Close:** Standard (Y)  
**Anti slip treatment:** on demand  
HPL baskets bottom (white-grey-titanium)  
HPL = High Pressure Laminato





## 5202ED

**Elite**  
Castello cassetto con distanziali estrazione manuale.  
Drawer basket with spacers manual extraction.

**Finitura:** Cromo - Titanio  
**Fondo:** Bianco - Grigio - Titanio - Vetro satinato  
**Soft-Close:** Di serie (Y)

**Trattamento anti slip:** a richiesta  
Fondo cesti (bianco-grigio-titanio) in bilaminato stratificato (HPL)  
HPL = High Pressure Laminate

450 - 500  
400 - 450 - 500 - 600 - 900

**Finish:** Chrome - Titanium  
**Bottom:** White - Grey - Titanium - Satined glass  
**Soft-Close:** Standard (Y)  
**Anti slip treatment:** on demand  
HPL baskets bottom (white-grey-titanium)  
HPL = High Pressure Laminate



## 803AE/BE

**Elite**  
Dynamic Corner.  
Dynamic Corner.

**Finitura telaio:** Grigio - Titanio  
**Finitura cesti:** Cromo - Titanio  
**Fondo cesti:** Bianco - Grigio - Titanio - Vetro satinato  
**Soft-Close:** Di serie (Y)

**Trattamento anti slip:** a richiesta  
Fondo cesti (bianco-grigio-titanio) in bilaminato stratificato (HPL)  
HPL = High Pressure Laminate

1100/1460 (A) - 600/850 (B)  
480/560 (regolabile automaticamente) / Suitable for cabinet from 480 to 560  
900

**Frame Finish:** Grey - Titanium  
**Baskets Finish:** Chromed - Titanium  
**Baskets Bottom:** White - Grey - Titanium - Satined glass  
**Soft-Close:** Standard (Y)  
**Anti slip treatment:** on demand  
HPL baskets bottom (white-grey-titanium)  
HPL = High Pressure Laminate





## 5104E

**Elite**  
 Cestello jelly con guide laterali sx.  
 Jelly basket with slides on the left-hand side.

**Finitura:** Cromo - Titanio  
**Fondo:** Bianco - Grigio - Titanio - Vetro satinato  
**Soft-Close:** Di serie (Y)

**Trattamento anti slip:** a richiesta  
 Fondo cesti (bianco-grigio-titanio) in bilaminato stratificato (HPL)  
 HPL = High Pressure Laminate

↗ 450 - 500  
 ↘ 150 - 200 - 250

**Finish:** Chrome - Titanium  
**Bottom:** White - Grey - Titanium - Satined glass  
**Soft-Close:** Standard (Y)  
**Anti slip treatment:** on demand  
 HPL baskets bottom (white-grey-titanium)  
 HPL = High Pressure Laminate



## 5102E

**Elite**  
 Cestello estraibile due piani con portabottiglie.  
 Extractable basket with two shelves and bottle rack.

**Finitura:** Cromo - Titanio  
**Fondo:** Bianco - Grigio - Titanio - Vetro satinato  
**Soft-Close:** Di serie (Y)

**Trattamento anti slip:** a richiesta  
 Fondo cesti (bianco-grigio-titanio) in bilaminato stratificato (HPL)  
 HPL = High Pressure Laminate

↗ 450 - 500  
 ↘ 300 - 400 - 450 - 500 - 600

**Finish:** Chrome - Titanium  
**Bottom:** White - Grey - Titanium - Satined glass  
**Soft-Close:** Standard (Y)  
**Anti slip treatment:** on demand  
 HPL baskets bottom (white-grey-titanium)  
 HPL = High Pressure Laminate



**716**

**Elite**

Kit scolapiatti con filo Ovale.  
Draining Racks in Oval wire.

**Finiture** Telaio: alluminio anodizzato e supporti in materiale plastico Grigio 7035 o Titanio.

Griglie: Acciaio Inox elettrolucidato. Vaschetta raccogli gocce: materiale plastico trasparente. Acciaio Inox o Titanio.

**Caratteristiche** 4 versioni di telaio inferiore: allungabile con e senza luce led integrata e personalizzato con e senza luce led integrata (sul profilo alluminio anteriore).

I telai senza luce integrata possono essere equipaggiati con Kit led posteriore anche a mobile montato.

Profondità telaio superiore / Upper frame depth: 240 / 268

Profondità telaio / Frame depth: 275 / 355

→ 450 - 600 - 800 - 900 - 1200

**Finishes** Frame: anodized aluminium and plastic supports in Grey colour: RAL7035 or Titanium.

Racks: electropolished Stainless steel. Drip catcher tray: transparent plastic material. Stainless steel or Titanium.

**Characteristic** Lower frame available in 4 versions. Adjustable in depth with or without integrated LED light and customized with or without integrated LED light (in the front aluminium profile).

Frames without integrated light, can be equipped with LED Kit at the rear, even on installed cabinets.



**5107E**

**Elite**

Castello portadetersivi con guide laterali e distanziali.  
Cleaning products basket with lateral slides and spacers.

**Finitura:** Cromo - Titanio

**Fondo:** Bianco - Grigio - Titanio - Vetro satinato

**Soft-Close:** Di serie (Y)

**Trattamento anti slip:** a richiesta  
Fondo cesti (bianco-grigio-titanio) in bilaminato stratificato (HPL)  
HPL = High Pressure Laminato

↙ 450  
→ 450

**Finish:** Chrome - Titanium

**Bottom:** White - Grey - Titanium - Satined glass

**Soft-Close:** Standard (Y)

**Anti slip treatment:** on demand  
HPL baskets bottom (white-grey-titanium)  
HPL = High Pressure Laminato



## COMBI'S 845

### Elite

Ripiani girevoli ad estrazione totale per angolo base.  
Rotating full extraction shelves for corner base unit.

**Finiture** Telaio: Bianco, Grigio RAL7035, Titanio  
Cesti - Finitura balconcino: Cromo, Titanio  
Cesti - Finitura Fondo: Bianco, Grigio, Titanio (in Nobilitato melaminico)  
**Soft-Close:** a richiesta  
**Trattamento anti slip:** a richiesta

500  
→ 90 [45 anta di apertura / opening door]  
100 [50 anta di apertura / opening door]  
105 [60 anta di apertura / opening door]

**Finishes** Frame: Frame Finish: White, Grey RAL7035, Titanium  
Baskets - Bord Finish: Chrome, Titanium  
Baskets - Bottom finish: White, Grey, Titanium (Melamine)  
**Soft-Close:** on demand  
**Anti slip treatment:** on demand







## COMPACT 838

### Elite

Meccanismo angolare con cesti totalmente estraibili.  
Mechanism with 4 fully extractable baskets.

**Finiture** Telaio: Grigio RAL7035, Titanio  
Cesti: Cromo (totalmente in filo)  
Cesti - Finitura balconcino: Cromo, Titanio  
Cesti - Finitura fondo: Bilaminato stratificato Bianco, Grigio, Titanio  
**Soft-Close:** Di serie (Y)  
**Trattamento anti slip:** a richiesta  
HPL = High Pressure Laminate

↗ 510  
→ 90 (45 anta di apertura / opening door)  
→ 105 (60 anta di apertura / opening door)

**Finishes** Frame: Grey RAL7035, Titanium  
Baskets: Cromo (completely in wire)  
Baskets - Bord Finish: Cromo, Titanium  
Baskets - Bottom Finish: HPL White, Grey, Titanium  
**Soft-Close:** Standard (Y)  
**Anti slip treatment:** on demand  
HPL = High Pressure Laminate



## 828BE

### Elite

Kit girevole per angolo base con 2 cesti 3/4, soft clip position.  
Rotating kit for corner base with two shelves 3/4, soft clip position.

490  
→ 90x90 - 80x80

**Finiture** tubo: Cromo, Titanio  
Cesti - Finitura balconcino: Cromo, Titanio  
Cesti - Finitura fondo: Bianco, Grigio, Titanio (in nobilitato Melaminico)  
**Trattamento anti slip:** a richiesta

**Finishes** pipe: Chrome, Titanium  
Baskets - Bord finish: Chrome, Titanium  
Baskets - Bottom finish: White, Grey, Titanium (Melamine)  
**Anti slip treatment:** on demand



## 830BE

### Elite

Kit girevole per angolo base con 2 cesti 4/4 soft clip position.  
Rotating kit for corner base with two shelves 4/4, soft clip position.

490  
→ 90x90 - 80x80

**Finiture** tubo: Cromo, Titanio  
Cesti - Finitura balconcino: Cromo, Titanio  
Cesti - Finitura fondo: Bianco, Grigio, Titanio (in nobilitato Melaminico)  
**Trattamento anti slip:** a richiesta

**Finishes** pipe: Chrome, Titanium  
Baskets - Bord finish: Chrome, Titanium  
Baskets - Bottom finish: White, Grey, Titanium (Melamine)  
**Anti slip treatment:** on demand





## 4301E

### Elite

Kit a 2 piani cestello girevole mezzaluna,  
Kit 2 shelves rotating half-moon baskets.

**Finiture tubo:** Cromo, Titanio

**Cesti - Finitura balconcino:** Cromo, Titanio

**Cesti - Finitura fondo:** Bianco, Grigio, Titanio (in nobilitato Melaminico)

**Trattamento anti slip:** a richiesta

500 - 80 (45 anta di apertura / opening door)



450

90 (45 anta di apertura / opening door)

**Finishes pipe:** Chrome, Titanium

**Baskets - Bord finish:** Chrome, Titanium

**Baskets - Bottom finish:** White, Grey, Titanium (Melamine)

**Anti slip treatment:** on demand

28 4102W  
32 4104W  
34 4202DW  
34 4202DBW  
36 4301W  
38 803 Dynamic Corner  
40 807AW  
44 808AW  
46 1204W  
46 855AW  
48 818AW  
50 820AW  
54 820BW  
56 828BW  
58 830BW  
60 835AW Genius  
64 835BW Genius

Deluxe



## 4102W

Cestello estraibile due piani  
con portabottiglie  
(soft-close di serie).  
Extractable basket with two  
shelves and bottle rack  
(soft-close as standard).

collezioni  
*de Luxe*



collezione  
de Luxe

# 4104W

## 4104W

Cestello jolli con guide laterali sx  
(soft-close di serie).  
Jolly basket with guide rails on  
the left-hand side  
(soft-close as standard).

collaborazione  
*de Luxe*







4202DW

### 4202DW

Cestello cassetto con distanziali estrazione manuale - h. 155 mm. (soft-close di serie).  
Drawer basket with spacers manual extraction - h. 155 mm. (soft-close as standard).

### 4202DBW

Cestello cassetto con distanziali estrazione manuale - h. 125 mm. (soft-close di serie).  
Drawer basket with spacers manual extraction - h. 125 mm. (soft-close as standard).



4202DBW

# 4301W

## 4301W

Cestello girevole mezzaluna.  
Rotating half-moon basket.

de Luxe





**803  
Dynamic  
Corner  
(patented)**

Dynamic Corner  
(soft-close di serie).  
Dynamic Corner  
(soft-close as standard).

803dynamic  
corner

# 807AW

## 807AW

Colonna girevole con 5 cesti  
(soft-close di serie).  
Rotating column with 5 baskets  
(soft-close as standard).

collezioni  
*de Luxe*







collezione  
*de Luxe*





## 808AW

Colonna attrezzata estraibile  
e reversibile con 12 cesti  
(soft-close di serie).  
Column equipped with  
12 baskets extractable  
and reversible  
(soft-close as standard).

collezioni  
*de Luxe*



**1204W**

Cesto per meccanismo colonna estraibile (per art. 855 e 818).  
Basket for extractable column mechanism (for art. 855 and 818).

855AW

**855AW**

Colonna estraibile con guide in carpenteria metallica, estrazione totale (soft close di serie).  
Extractable column with metal guide rails, total extraction (soft close as standard).






# 818AW

## 818AW

SPHERA - Colonna estraibile e rotante con guide in carpenteria metallica, estrazione totale (soft close di serie).  
SPHERA - Extractable rotating column with metal guide rails, total extraction (soft close as standard).

collezioni  
*de Luxe*



## 820AW

Colonna diagonale estraibile  
con 5 cesti (soft close di serie).  
Extractable diagonal column  
with 5 baskets  
(soft close as standard).

collezione  
*de Luxe*











# 820BW

## 820BW

Base diagonale estraibile  
con 2 cesti (soft close di serie).  
Extractable diagonal base  
with 2 baskets  
(soft close as standard).

collezione  
*de Luxe*

# 828BW

## 828BW

Kit girevole per angolo base  
con 2 cesti 3/4, soft clip position.  
Rotating kit for corner base  
with 2 baskets 3/4, soft  
clip position.

collezioni  
*de Luxe*





## 830BW

Kit girevole per angolo base  
con 2 cesti 4/4, soft clip position.  
Rotating kit for corner base  
with 2 baskets 4/4, soft  
clip position.

# 835AW genius

**835AW  
Genius**  
(patented)

GENIUS - Ripiani girevoli ed  
estraibili 4 livelli.  
GENIUS - 4 level rotating and  
extractable shelves.

de Luxe











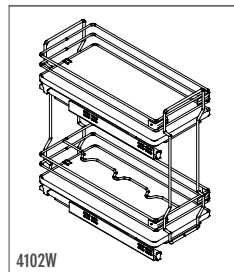
genius

m  
e  
s  
s

## 835BW Genius (patented)

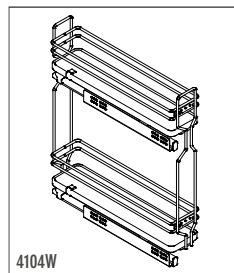
GENIUS - Ripiani girevoli ed  
estraibili 2 livelli.  
GENIUS - 2 level rotating and  
extractable shelves.

collezione  
de Luxe



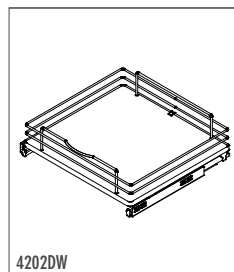
4102W

CODICE - CODE	SOFT	FINITURA FINISH	FINITURA NOBILITATO MELAMINE FINISH	MOBILE - CABINET		PORTATA KG - CAPACITY KG	
				L - W	P - D		
4102W/30-45	Y	C	B - W	G - G	300	450	25
4102W/50-50	Y	C	B - W	G - G	300	500	25
4102W/40-45	Y	C	B - W	G - G	400	450	25
4102W/40-50	Y	C	B - W	G - G	400	500	25
4102W/45-45	Y	C	B - W	G - G	450	450	25
4102W/45-50	Y	C	B - W	G - G	450	500	25
4102W/60-45	Y	C	B - W	G - G	600	450	25
4102W/60-50	Y	C	B - W	G - G	600	500	25



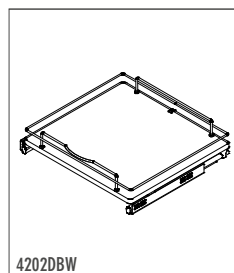
4104W

CODICE - CODE	SOFT	FINITURA FINISH	FINITURA NOBILITATO MELAMINE FINISH	MOBILE - CABINET		PORTATA KG - CAPACITY KG	
				L - W	P - D		
4104W/15-28	Y	C	B - W	G - G	150	280	25
4104W/15-45	Y	C	B - W	G - G	150	450	25
4104W/15-50	Y	C	B - W	G - G	150	500	25
4104W/20-45	Y	C	B - W	G - G	200	450	25
4104W/20-50	Y	C	B - W	G - G	200	500	25



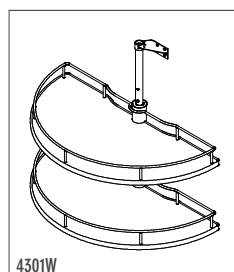
4202DW

CODICE - CODE	SOFT	FINITURA FINISH	FINITURA NOBILITATO MELAMINE FINISH	MOBILE - CABINET			PORTATA KG - CAPACITY KG	
				L - W	P - D	H - H		
4202DW/30-45	Y	C	B - W	G - G	300	450	155	25
4202DW/30-50	Y	C	B - W	G - G	300	500	155	25
4202DW/40-45	Y	C	B - W	G - G	400	450	155	25
4202DW/40-50	Y	C	B - W	G - G	400	500	155	25
4202DW/45-45	Y	C	B - W	G - G	450	450	155	25
4202DW/45-50	Y	C	B - W	G - G	450	500	155	25
4202DW/60-45	Y	C	B - W	G - G	600	450	155	25
4202DW/60-50	Y	C	B - W	G - G	600	500	155	25
4202DW/90-45	Y	C	B - W	G - G	900	450	155	25
4202DW/90-50	Y	C	B - W	G - G	900	500	155	25



4202DBW

CODICE - CODE	SOFT	FINITURA FINISH	FINITURA NOBILITATO MELAMINE FINISH	MOBILE - CABINET			PORTATA KG - CAPACITY KG	
				L - W	P - D	H - H		
4202DBW/30-45	Y	C	B - W	G - G	300	450	125	25
4202DBW/30-50	Y	C	B - W	G - G	300	500	125	25
4202DBW/40-45	Y	C	B - W	G - G	400	450	125	25
4202DBW/40-50	Y	C	B - W	G - G	400	500	125	25
4202DBW/45-45	Y	C	B - W	G - G	450	450	125	25
4202DBW/45-50	Y	C	B - W	G - G	450	500	125	25
4202DBW/60-45	Y	C	B - W	G - G	600	450	125	25
4202DBW/60-50	Y	C	B - W	G - G	600	500	125	25
4202DBW/90-45	Y	C	B - W	G - G	900	450	125	25
4202DBW/90-50	Y	C	B - W	G - G	900	500	125	25



4301W

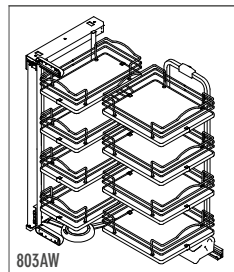
CODICE - CODE	FINITURA FINISH	FINITURA NOBILITATO MELAMINE FINISH	MOBILE - CABINET		PORTATA KG - CAPACITY KG	
			L - W	P - D		
4301W/66(1)	C	B - W	G - G	800	450	15
4301W/76(2)	C	B - W	G - G	900	500	15

(1) Larghezza anta di apertura minimo 400 mm. - Minimum opening door width 400 mm.  
 (2) Larghezza anta di apertura minimo 450 mm. - Minimum opening door width 450 mm.

# dati tecnici technical data

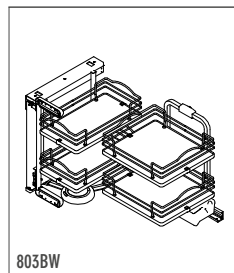
A richiesta tutti gli articoli possono essere forniti con piano in nobilitato con trattamento antiscivolo. All articles can be provided with anti-slip treated bottoms on demand.

Y = SOFT-CLOSE  
 B-W = BIANCO - WHITE  
 G-G = GRIGIO - GREY  
 C = CROMO - CHROME  
 L-W = LARGHEZZA - WIDTH  
 P-D = PROFONDITA' - DEPTH  
 H-H = ALTEZZA - HEIGHT



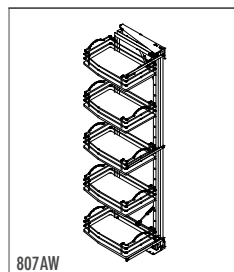
803AW

CODICE - CODE	SOFT	FINITURA FINISH	FINITURA NOBILITATO MELAMINE FINISH	DIMENSIONI - DIMENSIONS				PORTATA KG CAPACITY KG	
				MOBILE - CABINET		ARTICOLO - ITEM			
				L - W	L (min) - W (min)	P (min-max) - D (min-max)	H (min-max) - H (min-max)		
803AW	Y	C	B - W	G - G	900	860	480/560	1100/1460	50



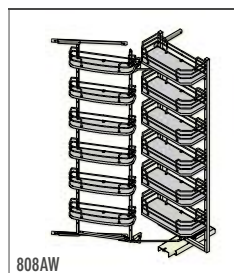
803BW

CODICE - CODE	SOFT	FINITURA FINISH	FINITURA NOBILITATO MELAMINE FINISH	DIMENSIONI - DIMENSIONS				PORTATA KG CAPACITY KG	
				MOBILE - CABINET		ARTICOLO - ITEM			
				L - W	L (min) - W (min)	P (min-max) - D (min-max)	H (min-max) - H (min-max)		
803BW	Y	C	B - W	G - G	900	860	480/560	600/850	35



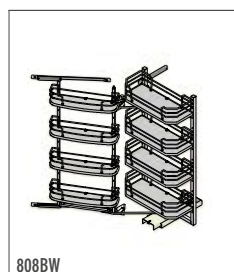
807AW

CODICE - CODE	SOFT	FINITURA FINISH	FINITURA NOBILITATO MELAMINE FINISH	DIMENSIONI - DIMENSIONS				PORTATA KG CAPACITY KG	
				MOBILE - CABINET		ARTICOLO - ITEM			
				L - W	L (min) - W (min)	P - D	H - H		
807AW	Y	C	B - W	G - G	450	410	445	1840	40



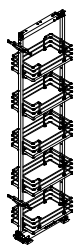
808AW

CODICE - CODE	SOFT	FINITURA FINISH	FINITURA NOBILITATO MELAMINE FINISH	DIMENSIONI - DIMENSIONS				PORTATA KG CAPACITY KG	
				MOBILE - CABINET		ARTICOLO - ITEM			
				L - W	L (min) - W (min)	P - D	H - H		
808AW/45	Y	C	B - W	G - G	450	410	495	1770	55
808AW/60	Y	C	B - W	G - G	600	560	495	1770	55

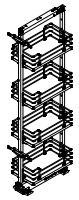


808BW

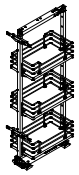
CODICE - CODE	SOFT	FINITURA FINISH	FINITURA NOBILITATO MELAMINE FINISH	DIMENSIONI - DIMENSIONS				PORTATA KG CAPACITY KG	
				MOBILE - CABINET		ARTICOLO - ITEM			
				L - W	L (min) - W (min)	P - D	H - H		
808BW/45	Y	C	B - W	G - G	450	410	495	1140	55
808BW/60	Y	C	B - W	G - G	600	560	495	1140	55



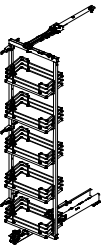
CODICE - CODE	SOFT	FINITURA FINISH	DIMENSIONI - DIMENSIONS				PORTATA KG CAPACITY KG
			MOBILE - CABINET		ARTICOLO - ITEM		
			L - W	L (min) - W (min)	P - D	H (min-max) - H (min-max)	
855AW/30-45	Y	G	300	250	450	1835/2180	120
855AW/30-50	Y	G	300	250	500	1835/2180	120
855AW/40-45	Y	G	400	350	450	1835/2180	120
855AW/40-50	Y	G	400	350	500	1835/2180	120
855AW/45-45	Y	G	450	400	450	1835/2180	120
855AW/45-50	Y	G	450	400	500	1835/2180	120
855AW/60-45	Y	G	600	550	450	1835/2180	120
855AW/60-50	Y	G	600	550	500	1835/2180	120



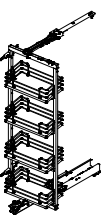
CODICE - CODE	SOFT	FINITURA FINISH	DIMENSIONI - DIMENSIONS				PORTATA KG CAPACITY KG
			MOBILE - CABINET		ARTICOLO - ITEM		
			L - W	L (min) - W (min)	P - D	H (min-max) - H (min-max)	
855BW/30-45	Y	G	300	250	450	1490/1835	120
855BW/30-50	Y	G	300	250	500	1490/1835	120
855BW/40-45	Y	G	400	350	450	1490/1835	120
855BW/40-50	Y	G	400	350	500	1490/1835	120
855BW/45-45	Y	G	450	400	450	1490/1835	120
855BW/45-50	Y	G	450	400	500	1490/1835	120
855BW/60-45	Y	G	600	550	450	1490/1835	120
855BW/60-50	Y	G	600	550	500	1490/1835	120



CODICE - CODE	SOFT	FINITURA FINISH	DIMENSIONI - DIMENSIONS				PORTATA KG CAPACITY KG
			MOBILE - CABINET		ARTICOLO - ITEM		
			L - W	L (min) - W (min)	P - D	H (min-max) - H (min-max)	
855MW/30-45	Y	G	300	250	450	1145/1490	120
855MW/30-50	Y	G	300	250	500	1145/1490	120
855MW/40-45	Y	G	400	350	450	1145/1490	120
855MW/40-50	Y	G	400	350	500	1145/1490	120
855MW/45-45	Y	G	450	400	450	1145/1490	120
855MW/45-50	Y	G	450	400	500	1145/1490	120
855MW/60-45	Y	G	600	550	450	1145/1490	120
855MW/60-50	Y	G	600	550	500	1145/1490	120



CODICE - CODE	SOFT	FINITURA FINISH	DIMENSIONI - DIMENSIONS				PORTATA KG CAPACITY KG
			MOBILE - CABINET		ARTICOLO - ITEM		
			L - W	L (min) - W (min)	P - D	H (min-max) - H (min-max)	
818AW/30-50	Y	G	300	250	500	1835/2180	120
818AW/40-50	Y	G	400	350	500	1835/2180	120
818AW/45-50	Y	G	450	400	500	1835/2180	120
818AW/60-50	Y	G	600	550	500	1835/2180	120

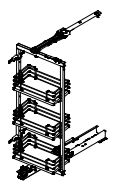


CODICE - CODE	SOFT	FINITURA FINISH	DIMENSIONI - DIMENSIONS				PORTATA KG CAPACITY KG
			MOBILE - CABINET		ARTICOLO - ITEM		
			L - W	L (min) - W (min)	P - D	H (min-max) - H (min-max)	
818BW/30-50	Y	G	300	250	500	1490/1835	120
818BW/40-50	Y	G	400	350	500	1490/1835	120
818BW/45-50	Y	G	450	400	500	1490/1835	120
818BW/60-50	Y	G	600	550	500	1490/1835	120

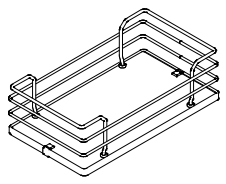
# dati tecnici technical data

A richiesta tutti gli articoli possono essere forniti con piano in nobilitato con trattamento antiscivolo. All articles can be provided with anti-slip treated bottoms on demand.

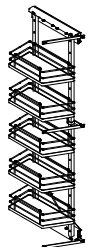
Y = SOFT-CLOSE  
B-W = BIANCO - WHITE  
G-G = GRIGIO - GREY  
C = CROMO - CHROME  
L-W = LARGHEZZA - WIDTH  
P-D = PROFONDITA' - DEPTH  
H-H = ALTEZZA - HEIGHT



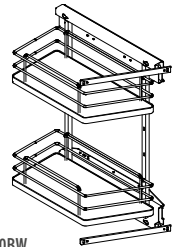
CODICE - CODE	SOFT	FINITURA FINISH	DIMENSIONI - DIMENSIONS				PORTATA KG CAPACITY KG
			MOBILE - CABINET		ARTICOLO - ITEM		
			L - W	L (min) - W (min)	P - D	H (min-max) - H (min-max)	
818MW/30-50	Y	G	300	250	500	1145/1490	120
818MW/40-50	Y	G	400	350	500	1145/1490	120
818MW/45-50	Y	G	450	400	500	1145/1490	120
818MW/60-50	Y	G	600	550	500	1145/1490	120



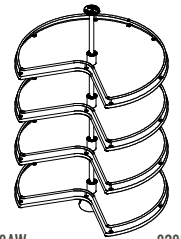
CODICE - CODE	FINITURA FINISH	FINITURA NOBILITATO MELAMINE FINISH	DIMENSIONI - DIMENSIONS				PORTATA KG CAPACITY KG
			MOBILE - CABINET		ARTICOLO - ITEM		
			L - W	L (min) - W (min)	P - D	H - H	
1204W/30-45	C	B - W	G - G	300	230	370	120
1204W/30-50	C	B - W	G - G	300	230	420	120
1204W/40-45	C	B - W	G - G	400	330	370	120
1204W/40-50	C	B - W	G - G	400	330	420	120
1204W/45-45	C	B - W	G - G	450	380	370	120
1204W/45-50	C	B - W	G - G	450	380	420	120
1204W/60-45	C	B - W	G - G	600	530	370	120
1204W/60-50	C	B - W	G - G	600	530	420	120



CODICE - CODE	SOFT	FINITURA FINISH	FINITURA NOBILITATO MELAMINE FINISH	DIMENSIONI - DIMENSIONS				PORTATA KG CAPACITY KG	
				MOBILE - CABINET		ARTICOLO - ITEM			
				L - W	L (min) - W (min)	P - D	H - H		
820AW/50	Y	C	B - W	G - G	300	260	470	1675	35
820AW/55	Y	C	B - W	G - G	300	260	474	1675	35
820AW/45	Y	C	B - W	G - G	300	260	487	1675	35



CODICE - CODE	SOFT	FINITURA FINISH	FINITURA NOBILITATO MELAMINE FINISH	DIMENSIONI - DIMENSIONS				PORTATA KG CAPACITY KG	
				MOBILE - CABINET		ARTICOLO - ITEM			
				L - W	L (min) - W (min)	P - D	H - H		
820BW/30	Y	C	B - W	G - G	300	260	470	620	20
820BW/55	Y	C	B - W	G - G	300	260	474	620	20
820BW/45	Y	C	B - W	G - G	300	260	487	620	20



CODICE - CODE	FINITURA FINISH	FINITURA NOBILITATO MELAMINE FINISH	DIMENSIONI - DIMENSIONS			PORTATA KG CAPACITY KG	
			MOBILE - CABINET		ARTICOLO - ITEM		
			L - W	DIAMETRO - DIAMETER	H - H		
828AW/700	C	B - W	G - G	764 x 764	705	1295/1345	40
828AW/800	C	B - W	G - G	864 x 864	820	1295/1345	40
828HW/700	C	B - W	G - G	764 x 764	705	2035/2085	40
828HW/800	C	B - W	G - G	864 x 864	820	2035/2085	40






75 3102  
76 3104  
77 3105  
78 3122  
79 3202  
80 3202D  
81 3207  
82 3703

Cromatica

## > 3102

- Cestello estraibile due piani con portabottiglie
- Extractable basket with two shelves and bottle rack



- Attacco ancia: regolazione 3d
- Door bracket fixing: 3d adjustment

CODICE CODE	FINITURA FINISH	MOBILE - CABINET		PORTATA KG CAPACITY (KG)
		L - W	P - D	
3102Y/30-45C	CROMO CHROME	300	460	25
3102Y/30-50C			510	
3102Y/35-45C		350	460	
3102Y/35-50C			510	
3102Y/40-45C		400	460	
3102Y/40-50C			510	
3102Y/45-45C		450	460	
3102Y/45-50C			510	
3102Y/50-45C		500	460	
3102Y/50-50C			510	
3102Y/60-45C		600	460	
3102Y/60-50C			510	

# > 3104

- Cestello Jolli con guide laterali
- Jolly basket with lateral slides



- Attacco anta: regolazione 3d
- Door fixing: 3d adjustment



CODICE CODE	FINITURA FINISH	MOBILE - CABINET		PORTATA KG CAPACITY (KG)
		L - W	P - D	
3104Y/15-45C	CROMO CHROME	150	460	25
3104Y/15-50C			510	
3104Y/20-45C		200	460	
3104Y/20-50C	510			



- Divisori porta bottiglie (a richiesta)
- Plastic bottle separators (on request)



- Particolare del cestello con divisori portabottiglie
- Basket specifics with bottle separators




# > 3105

- Cestello estraibile portapani e bottiglie
- Extractable breadbasket and bottle rack



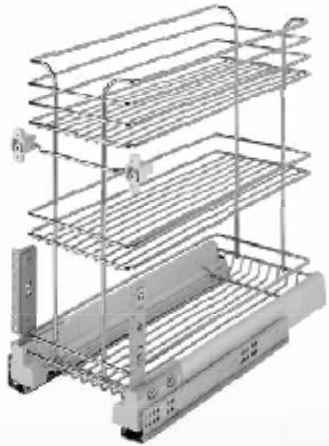
CODICE CODE	FINITURA FINISH	MOBILE - CABINET		PORTATA KG CAPACITY (KG)
		L - W	P - D	
3105Y/30-45C	CROMO CHROME	300	460	25
			510	
3105Y/40-45C		400	460	
	510			



- Attacco anta parte superiore: regolazione 3d
- Door's upper side fixing

## > 3122


- Cestello estraibile tre piani
- Extractable basket with three shelves



CODICE CODE	FINITURA FINISH	MOBILE - CABINET		PORTATA KG CAPACITY (KG)
		L - W	P - D	
3122Y/30-45C	CROMO CHROME	300	460	25
3122Y/30-50C			510	
3122Y/35-45C		350	460	
3122Y/35-50C			510	
3122Y/40-45C		400	460	
3122Y/40-50C			510	
3122Y/45-45C		450	460	
3122Y/45-50C			510	
3122Y/50-45C		500	460	
3122Y/50-50C			510	
3122Y/60-45C		600	460	
3122Y/60-50C			510	




- Su Cromatica solo guide Blum
- Only Blum slides on Cromatica




- Regolazione posteriore guide/copertura
- Back slides/cover adjustment

## > 3202


- Cestello cassetto con fondo grigliato
- Drawer basket with wire grille base



CODICE CODE	FINITURA FINISH	MOBILE - CABINET		PORTATA KG CAPACITY (KG)
		L - W	P - D	
3202Y/30-45C	CROMO CHROME	300	460	25
3202Y/30-50C			510	
3202Y/35-45C		350	460	
3202Y/35-50C			510	
3202Y/40-45C		400	460	
3202Y/40-50C			510	
3202Y/45-45C		450	460	
3202Y/45-50C			510	
3202Y/50-45C		500	460	
3202Y/50-50C			510	
3202Y/60-45C		600	460	
3202Y/60-50C			510	
3202Y/80-45C		800	460	
3202Y/80-50C			510	
3202Y/90-45C		900	460	
3202Y/90-50C			510	
3202Y/100-45C		1000	460	
3202Y/100-50C			510	
3202Y/120-45C	1200	460		
3202Y/120-50C		510		



- Sui cestelli della serie Cromatica è possibile utilizzare tutti gli accessori Innox: nella foto la pattumiera 97DA/903
- Cromatica baskets range is available with all the Innox accessories: the picture refers to our waste bin art.97DA/903





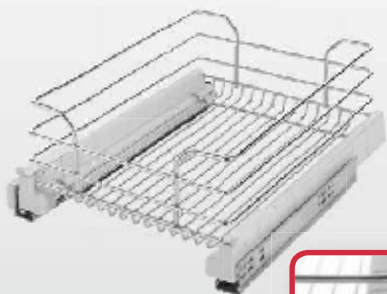



## > 3202D

- Cestello cassetto con fondo grigliato con distanziali - estrazione manuale
- Drawer basket with wire grille base and spacers - manual extraction

CODICE CODE	FINITURA FINISH	MOBILE - CABINET		PORTATA KG CAPACITY (KG)
		L - W	P - D	
3202DY/30-45C	CROMO CHROME	300	460	25
3202DY/30-50C			510	
3202DY/35-45C		350	460	
3202DY/35-50C			510	
3202DY/40-45C		400	460	
3202DY/40-50C			510	
3202DY/45-45C		450	460	
3202DY/45-50C			510	
3202DY/50-45C		500	460	
3202DY/50-50C			510	
3202DY/60-45C		600	460	
3202DY/60-50C			510	
3202DY/80-45C	800	460		
3202DY/80-50C		510		
3202DY/90-45C	900	460		
3202DY/90-50C		510		
3202DY/100-45C	1000	460		
3202Y/100-50C		510		
3202DY/120-45C	1200	460		
3202DY/120-50C		510		

- Rotellina salva anta
- Door protection wheel

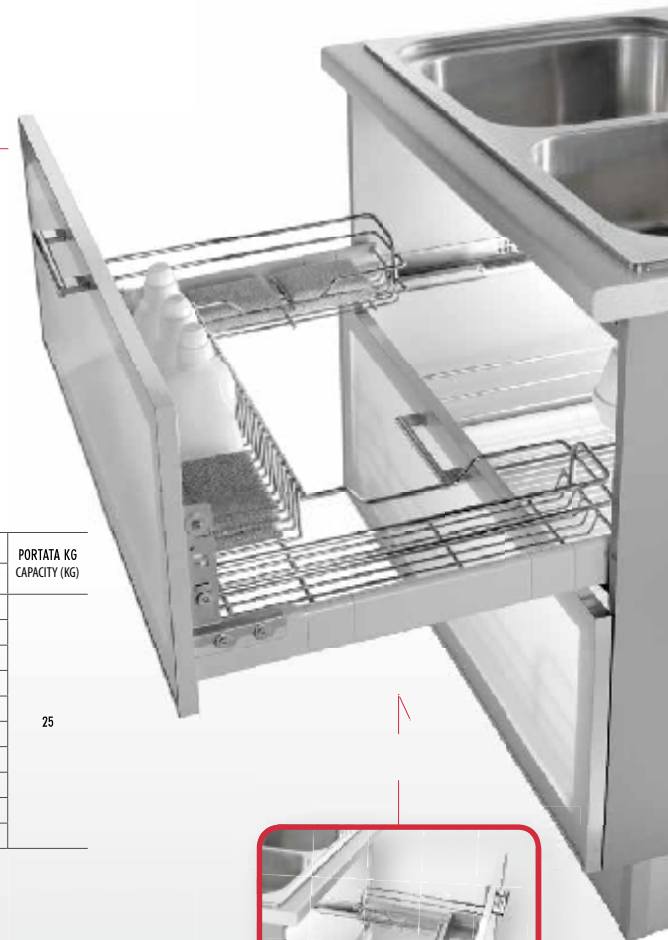


- Distanziali per fianco da 16 mm (a richiesta)
- 16 mm spacers for side panels (on request)

## > 3207

- Cestello cassetto sottolavello
- Undersink drawer basket

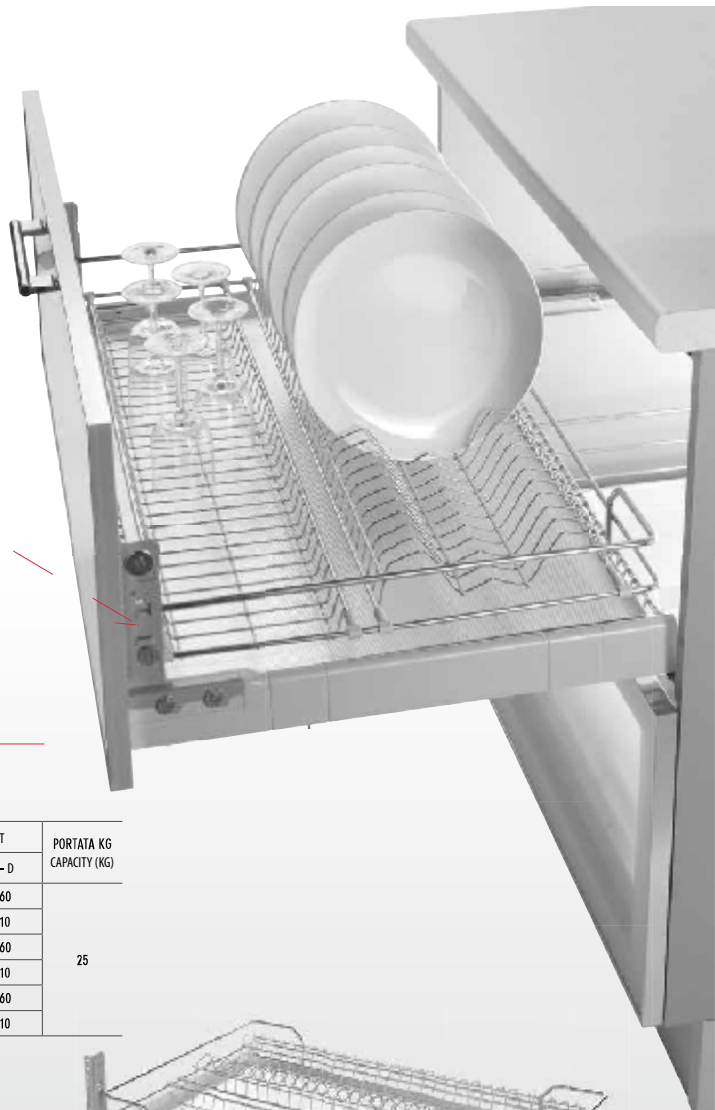
CODICE CODE	FINITURA FINISH	MOBILE - CABINET		PORTATA KG CAPACITY (KG)
		L - W	P - D	
3207Y/60-45C	CROMO CHROME	600	460	25
3207Y/60-50C			510	
3207Y/80-45C		800	460	
3207Y/80-50C			510	
3207Y/90-45C		900	460	
3207Y/90-50C			510	
3207Y/100-45C		1000	460	
3207Y/100-50C			510	
3207Y/120-45C		1200	460	
3207Y/120-50C			510	



- Sui cestelli della serie Cromatica è possibile utilizzare tutti gli accessori Inoxa: nella foto il portasugne art.99
- Cromatica baskets range is available with all the Inoxa accessories: the picture refers to our sponge tray art.99



- Particolare dell'aggancio e regolazione anteriore guida/copertura
- Hook and front slides rails/cover adjustment

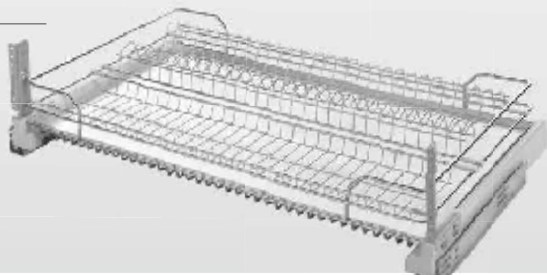


## > 3703

- Scolapiatti estraibile per base
- Extractable draining rack for base

CODICE CODE	FINITURA FINISH	MOBILE - CABINET		PORTATA KG CAPACITY (KG)
		L - W	P - D	
3703Y/45-45XC	CROMO CHROME	450	460	25
3703Y/45-50XC			510	
3703Y/60-45XC		600	460	
3703Y/60-50XC			510	
3703Y/90-45XC		900	460	
3703Y/90-50XC			510	

- Griglie scolapiatti inox (AISI304)
- Draining rack grille in stainless steel (AISI304)



Tutti i cestelli sono equipaggiati con guide Blum

Perfecting motion **blum**

Serie Easy  
Easy Range

301	86
124	87
125	87

Serie Quadro  
Quadro Range

2102S	89
2104S	90
2105S	90
2122S	91
2202DY	91
2110	92
2107	92
2123S	93
2123AS	93

Serie Gold  
Gold Range

1102	94
1104	94
1114	95
1124	95
1105	95
1122	96
1201	96
1201D	97
1201S	97
1202	98
1202D	98
1202DB	99
1202S	99
1206	100
1207	100
1402D	101

Meccanismi  
Mechanisms

803A/803B	102
804A	103
804B	103
807	103
808NA	104
808NB	104
808NM	104
809A/809B	105
810A	105
810B	105
850A	106
850M	106
850B	106
850S	107
1816	107
820A	107
820B	108
821B	108
825A	108
825B	109
828A-828H	109
828B	109
830A-830H	110
830B	110
840/30C	110
841R	111
842R	111
843R	111

Scalapiatti  
Draining racks

501	112
502	112
503	113
505	113
508	113
509	114
509P	114
602	114
601X	115
700	115
701	115
702	116
901-906-908	116
703	116
1703	117
704	117
706	117
516I	118
520I	118
522I	118
524I	119
512S	119
512	119
720B	120
721B	120
712P	120
512L	121
PROPOSTE	121
Kit STYLE	
PROPOSTE	122
Kit STYLE	

Sottopensili  
Linea Plating  
Undercabinet racks  
Plating range

800-201	123
800-202	123
800-203	124
800-204	124
800-205	124
800-206	125
800-207	125
800-208	125
800-209	126
800-210	126
800-211	126
800-212	127
800-213	127
800-214	127
800-215	128
800-216	128
800-217	128
800-218	129
800-219	129
826.....SC	129
827.....SC	130
836.....SC	130
837.....SC	130
826.....SL	131
827.....SL	131
801-007	131
801-008	132
826-03	132
826-04	132
826-05	133
826-06	133
826-01	133
826-02	134
826-11	134
801-009	134

Dispensa  
Pantry

003	135
005	135
007	136
008	136
010C2	136
010C3	137
040	137
041	137
042	138
043	138
044	138
044E	139
045	139
400	139
402D	140
408	140
418	140
458	141

Profili sottotop  
in alluminio  
Undercounter  
edging profiles  
in aluminium

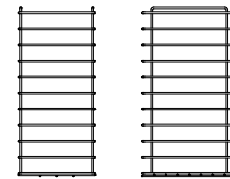
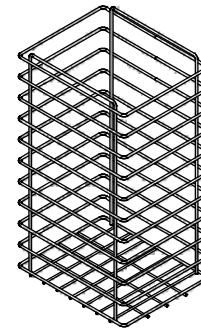
001	143
001P	143
002	144
001S	144
002S	144
001EN	145
001EP	145
002E	145

# Serie Easy

## Easy range

FORME RINNOVATE E PRATICHE | IMPROVED AND PRACTICAL SHAPES

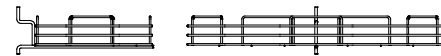
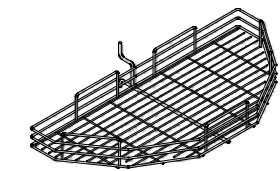
- CESTELLI AD ESTRAZIONE PARZIALE SU CARRELLO O CON GUIDE A RULLO.  
- PARTIALLY EXTRACTABLE BASKETS ON TROLLEYS OR WITH ROLLER GUIDE RAILS.



Cesto portabiancheria asportabile.  
Removable linen basket.

	CODICE CODE	FINITURA FINISH		MOBILE - CABINET		PORTATA KG CAPACITY (KG)
		G	C	L - W	P - D	
ALTEZZA 564	124/30-29	G	C	300	290	
ALTEZZA 500	124/23-28	G	C	230	285	

124 Serie Easy | Easy range

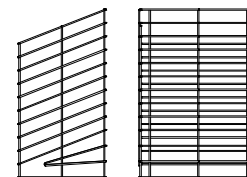
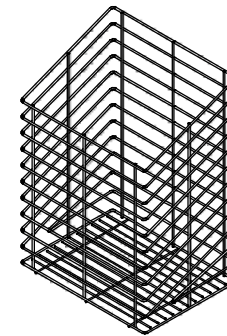
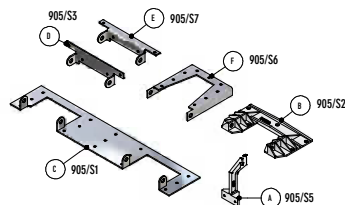


Cestello girevole mezzaluna.  
B, C, D, E, F - Staffe per aggancio cestello mezzaluna.  
A - Staffa per estrazione cesto mezzaluna con anta.

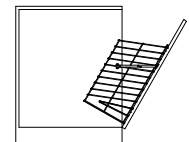
Rotating half-moon basket.  
B, C, D, E, F - Brackets used when hanging the half-moon basket.  
A - Bracket for the extraction of the half-moon basket with the cabinet door.

CODICE CODE	FINITURA FINISH		MOBILE - CABINET		PORTATA KG CAPACITY (KG)
	G	C	L - W	P - D	
301/66(1)	G	C	800	450	15
301/76(2)	G	C	900	500	15

(1) Larghezza anta di apertura minimo 400 mm.  
(2) Larghezza anta di apertura minimo 450 mm.  
(1) Minimum opening door width 400 mm.  
(2) Minimum opening door width 450 mm.



ART. 125AT Asta snodata (inclusa).  
ART. 125AT Jointed rod (included).



Cesto portabiancheria per porta a ribalta.  
Linen basket for sloping door.

CODICE CODE	FINITURA FINISH		MOBILE - CABINET		PORTATA KG CAPACITY (KG)
	G	C	L - W	P - D	
125/30-30	G	C	300	270	
125/35-30	G	C	350	270	
125/40-30	G	C	400	270	
125/45-30	G	C	450	270	
125/50-30	G	C	500	270	
125/60-30	G	C	600	270	

125 Serie Easy | Easy range

301 Serie Easy | Easy range



# Serie Quadro

## Quadro range

DESIGN SEMPLICE ED ALTISSIMA FUNZIONALITA' | SIMPLE AND HIGHLY FUNCTIONAL DESIGN.

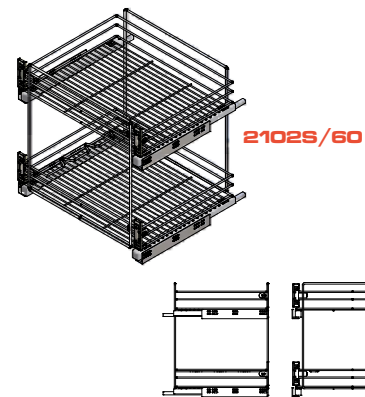
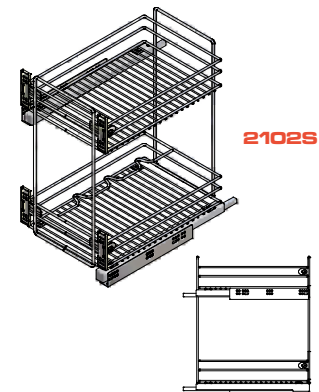
EQUIPAGGIATO CON GUIDE "SALICE"  
FITTED WITH "SALICE" GUIDE RAILS

**SALICE**

Made in Italy

- CESTELLI AD ESTRAZIONE PARZIALE MAGGIORATA (ESTRAIBILITÀ 90%) EQUIPAGGIATI CON GUIDE "SALICE".
- I CESTELLI VENGONO PRODOTTI DI SERIE CON LE GUIDE SFALSATE. A RICHIESTA VENGONO PRODOTTI CON GUIDE SOTTO. PER RICHIEDERE I CESTELLI CON QUESTE CARATTERISTICHE INSERIRE "N" DOPO IL CODICE PADRE (es.:2102SNV/30-50).
- CHIUSURA AMMORTIZZATA DI SERIE.
- I CESTELLI SONO PRODOTTI CON GUIDE PROFONDITÀ 470 MM.
- GLI ARTICOLI 2102 E 2122 PER MOBILE DA 60 SONO EQUIPAGGIATI DI SERIE CON N.4 GUIDE.

- BASKETS WITH INCREASED PARTIAL EXTRACTION (90% EXTRACTABILITY), EQUIPPED WITH "SALICE" GUIDE RAILS.
- BASKETS ARE MANUFACTURED WITH STAGGERED GUIDE RAILS AS STANDARD. THEY MAY BE MANUFACTURED WITH GUIDE RAILS UNDERNEATH ON REQUEST. TO REQUEST BASKETS WITH THESE FEATURES ENTER "N" AFTER THE PARENT CODE (e.g. 2102SNV/30-50).
- SOFT CLOSE AS STANDARD.
- THE BASKETS ARE MANUFACTURED WITH A GUIDE RAIL DEPTH OF 470 MM.
- ITEMS 2102 AND 2122 FOR CABINETS MEASURING 60 ARE EQUIPPED WITH 4 GUIDE RAILS AS STANDARD.

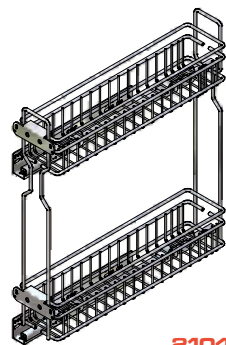


Cestello estraibile due piani con portabottiglie.  
Extractable basket with two shelves and bottle rack.

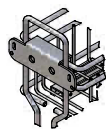
CODICE CODE	FINITURA FINISH	MOBILE - CABINET		PORTATA KG CAPACITY (KG)
		L - W	P - D	
2102SV/30-50	C	300	470	25
2102SV/40-50	C	400	470	25
2102SV/45-50	C	450	470	25
2102SV/60-50	C	600	470	25

L'articolo per mobile da 60 viene prodotto di serie con 4 guide.  
The item for cabinets measuring 60 is manufactured with 4 guide rails as standard.

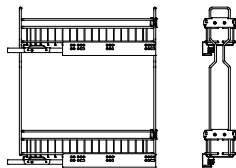
- I cestelli vengono prodotti di serie con le guide sfalsate. A richiesta vengono prodotti con guide sotto. Chiusura ammortizzata (soft-close) di serie.
- Baskets are manufactured with staggered guide rails as standard. They may be manufactured with guide rails underneath on request. Soft-close as standard.



2104S

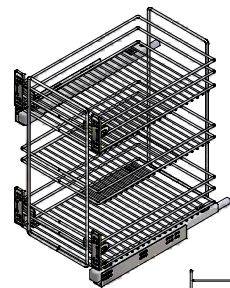


Attacco a baionetta  
Bayonet connection

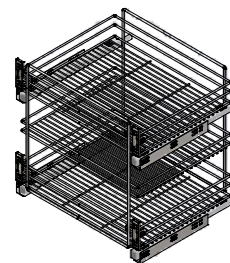
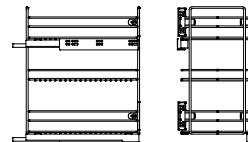


Cestello Joli con guide laterali sx (per base e pensile).  
Joli basket with guide rails on the left-hand side (for base and wall cabinet installation).

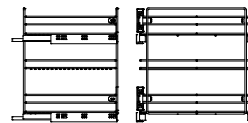
CODICE CODE	FINITURA FINISH	MOBILE - CABINET		PORTATA KG CAPACITY (KG)
		L - W	P - D	
2104SY/15-28	C	150	280	25
2104SY/15-50	C	150	470	25



2122S



2122S/60

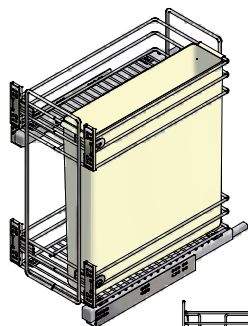


L'articolo per mobile da 60 viene prodotto di serie con 4 guide.  
The item for cabinets measuring 60 is manufactured with 4 guide rails as standard.

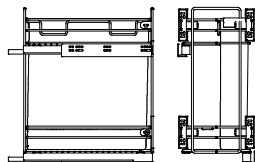
Cestello estraibile tre piani.  
Extractable basket with three shelves.

CODICE CODE	FINITURA FINISH	MOBILE - CABINET		PORTATA KG CAPACITY (KG)
		L - W	P - D	
2122SY/30-50	C	300	470	25
2122SY/40-50	C	400	470	25
2122SY/45-50	C	450	470	25
2122SY/60-50	C	600	470	25

- I cestelli vengono prodotti di serie con le guide sfalsate. A richiesta vengono prodotti con guide sotto. Chiusura ammortizzata (soft-close) di serie.  
- Baskets are manufactured with staggered guide rails as standard. They may be manufactured with guide rails underneath on request. Soft-close as standard.




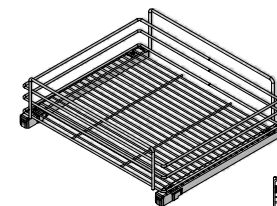
2105S



Cestello estraibile portapane e bottiglie.  
Extractable breadbasket and bottle rack.

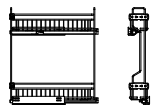
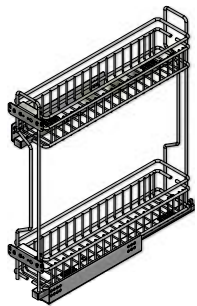
CODICE CODE	FINITURA FINISH	MOBILE - CABINET		PORTATA KG CAPACITY (KG)
		L - W	P - D	
2105SY/30-50	C	300	470	25
2102SY/40-50	C	400	470	25
2102SY/45-50	C	450	470	25

- I cestelli vengono prodotti di serie con le guide sfalsate. A richiesta vengono prodotti con guide sotto. Chiusura ammortizzata (soft-close) di serie.  
- Baskets are manufactured with staggered guide rails as standard. They may be manufactured with guide rails underneath on request. Soft-close as standard.



Cestello cassetto con fondo grigliato con distanziali - estrazione manuale.  
Drawer basket with wire grill base and spacers - manual extraction.

CODICE CODE	FINITURA FINISH	MOBILE - CABINET		PORTATA KG CAPACITY (KG)
		L - W	P - D	
2202DY/30-50	C	300	470	25
2202DY/40-50	C	400	470	25
2202DY/45-50	C	450	470	25
2202DY/50-50	C	500	470	25
2202DY/60-50	C	600	470	25



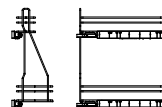
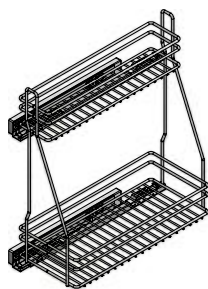
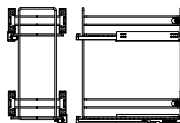
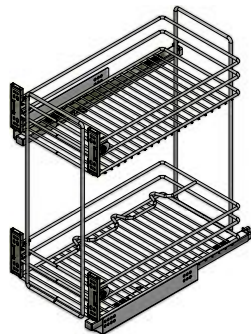
Cestello Jolly con guide laterali sfalsate (150 - 200).  
Cestello Estraibile due piani con portabottiglie (300 - 600).  
Jolly basket with staggered slides (150 - 200).  
Extractable basket with two shelves and bottle rack (300 - 600).

CODICE CODE	FINITURA FINISH	MOBILE - CABINET		PORTATA KG CAPACITY (KG)
		L - W	P - D	
2110Y/15-45	C	150	472	30
2110Y/20-45	C	200	472	30
2110Y/30-45	C	300	472	30
2110Y/40-45	C	400	472	30
2110Y/45-45	C	450	472	30
2110Y/60-45	C	600	472	30

I cestelli da 150 e 200 mm vengono prodotti di serie con guide sfalsate. In caso di richieste di cestelli con guide laterali DX/SX saranno accettati solo ordini con stesso numero di cesti DX e SX.  
I cestelli da 300-400-450-600 vengono prodotti di serie con guide sfalsate. A richiesta vengono prodotti con guide sotto.

**Chiusura ammortizzata (soft-close) di serie.**

The baskets 150 and 200 mm wide have staggered slides as standard. Baskets with slides on right and left hand can be produced only if the quantity required is the same for each version.  
The baskets 300-400-450 and 600 mm wide, have staggered slides as standard. Slides can be installed at the bottom on demand.  
Soft-Close as standard.

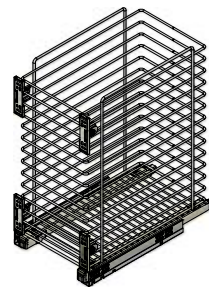


Cestello portadetersivi con guide laterali SX e distanziali.  
Cleaning products rack with guide on the left-hand side and spacers.

CODICE CODE	FINITURA FINISH	MOBILE - CABINET		PORTATA KG CAPACITY (KG)
		L - W	P - D	
2107SY/SX45	C	300	472	30

**Chiusura ammortizzata (soft-close) di serie.**

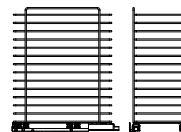
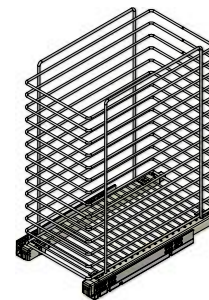
A richiesta possono essere prodotti articolati con guide laterali DX.  
Soft-Close as standard.  
Baskets with right hand slides can be produced on demand.



Cestello Portabiancheria.  
Linen Basket.

CODICE CODE	FINITURA FINISH	MOBILE - CABINET		PORTATA KG CAPACITY (KG)
		L - W	P - D	
2123SY/30-50	C	300	472	30
2123SY/40-50	C	400	472	30
2123SY/45-50	C	450	472	30
2123SY/50-50	C	500	472	30
2123SY/60-50	C	600	472	30

**Chiusura ammortizzata (soft-close) di serie.**  
Soft-Close as standard.



Cestello Portabiancheria con distanziali - Estrazione Manuale.  
Linen Basket with spacers - Manual Extraction.

CODICE CODE	FINITURA FINISH	MOBILE - CABINET		PORTATA KG CAPACITY (KG)
		L - W	P - D	
2123SY/30-50	C	300	472	30
2123SY/40-50	C	400	472	30
2123SY/45-50	C	450	472	30
2123SY/50-50	C	500	472	30
2123SY/60-50	C	600	472	30

**Chiusura ammortizzata (soft-close) di serie.**  
Soft-Close as standard.

# Serie Gold

## Gold range

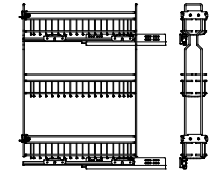
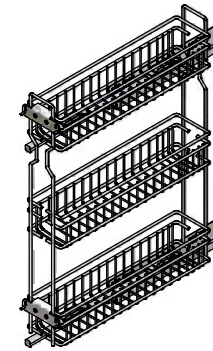
LINEE ORIGINALI STILE RAFFINATO GUSTO HI-TECH. | ORIGINAL LINES, ELEGANT STYLE, HI-TECH TASTE.

EQUIPAGGIATO CON GUIDE "HETTICH"  
FITTED WITH "HETTICH" GUIDE RAILS



Made in Germany

- CESTELLI AD ESTRAZIONE TOTALE (ESTRAIBILITÀ 100%) EQUIPAGGIATI CON GUIDE "HETTICH" CON O SENZA CHIUSURA AMMORTIZZATA "SILENT SYSTEM"  
- COMPLETELY EXTRACTABLE BASKETS (100% EXTRACTABILITY), FITTED WITH "HETTICH" GUIDE RAILS, WITH OR WITHOUT SOFT CLOSE "SILENT SYSTEM"

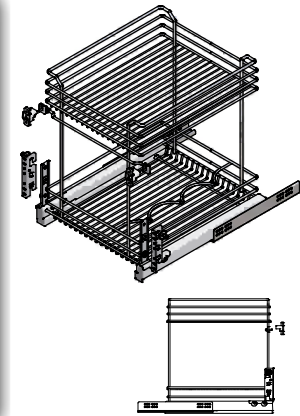


Cestello Jolli tre piani con guide laterali sx (per base e pensile).  
Jolli basket with three shelves and guide rails on the left-hand side (for base and wall cabinet installation).

CODICE CODE	SOFT SOFT	FINITURA FINISH	MOBILE - CABINET		PORTATA KG CAPACITY (KG)
			L - W	P - D	
1114/15-28	Y	C	150	280	25
1114/15-45	Y	C	150	450	
1114/15-50				500	

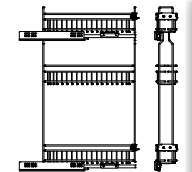
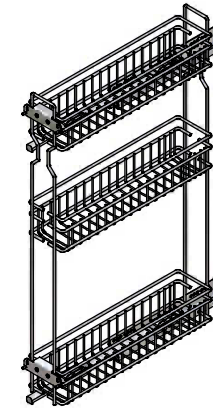
H. 600 MM - H. 600 mm

1114 Serie Gold | Gold range



Cestello estraibile due piani con portabottiglie.  
Extractable basket with two shelves and bottle rack.

CODICE CODE	SOFT SOFT	FINITURA FINISH	MOBILE - CABINET		PORTATA KG CAPACITY (KG)
			L - W	P - D	
1102/30-45	Y	C	300	450	25
1102/30-50				500	
1102/35-45	Y	C	350	450	
1102/35-50				500	
1102/40-45	Y	C	400	450	25
1102/40-50				500	
1102/45-45	Y	C	450	450	
1102/45-50				500	
1102/50-45	Y	C	500	450	25
1102/50-50				500	
1102/60-45	Y	C	600	450	
1102/60-50				500	

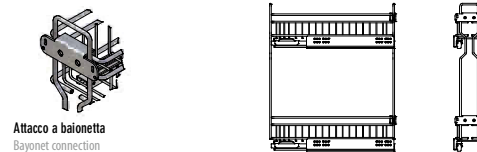


Cestello Jolli tre piani con guide laterali sx (per colonna e pensile).  
Jolli basket with three shelves and guide rails on the left-hand side (for column and wall cabinet installation).

CODICE CODE	SOFT SOFT	FINITURA FINISH	MOBILE - CABINET		PORTATA KG CAPACITY (KG)
			L - W	P - D	
1124/15-28	Y	C	150	280	25
1124/15-45	Y	C	150	450	
1124/15-50				500	

H. 750 MM - H. 750 mm

1124 Serie Gold | Gold range

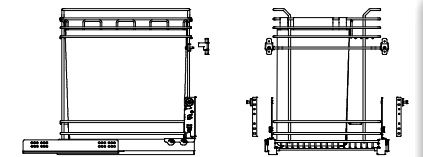
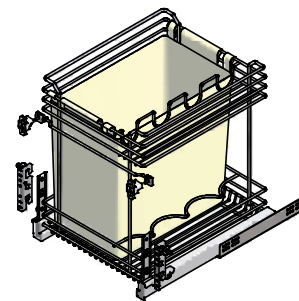


Attacco a baionetta  
Bayonet connection

Cestello Jolli con guide laterali sx (per base e pensile).  
Jolli basket with guide rails on the left-hand side (for base and wall cabinet installation).

CODICE CODE	SOFT SOFT	FINITURA FINISH	MOBILE - CABINET		PORTATA KG CAPACITY (KG)
			L - W	P - D	
1104/15-28	Y	C	150	280	25
1104/15-45	Y	C	150	450	
1104/15-50				500	
1104/20-45	Y	C	200	450	25
1104/20-50				500	

H. 500 MM - H. 500 mm



Cestello estraibile portapane e bottiglie.  
Extractable breadbasket and bottle rack.

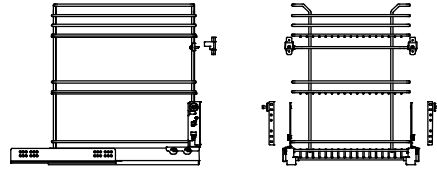
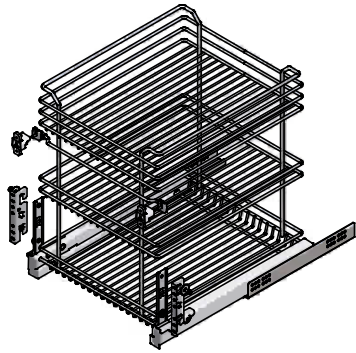
CODICE CODE	SOFT SOFT	FINITURA FINISH	MOBILE - CABINET		PORTATA KG CAPACITY (KG)
			L - W	P - D	
1105/30-45	Y	C	300	450	25
1105/40-45	Y	C	400	450	
1105/45-45				450	

1105 Serie Gold | Gold range

1102 Serie Gold | Gold range

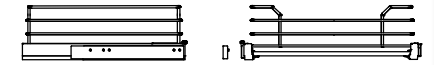
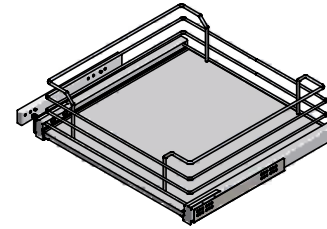
1104 Serie Gold | Gold range





Cestello estraibile tre piani.  
Extractable basket with three shelves.

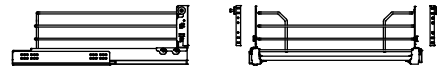
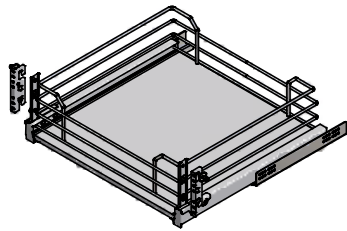
CODICE CODE	SOFT SOFT	FINITURA FINISH	MOBILE - CABINET		PORTATA KG CAPACITY (KG)
			L - W	P - D	
1122/30-45	Y	C	300	450	25
1122/30-50				500	
1122/35-45	Y	C	350	450	25
1122/35-50				500	
1122/40-45	Y	C	400	450	25
1122/40-50				500	
1122/45-45	Y	C	450	450	25
1122/45-50				500	
1122/50-45	Y	C	500	450	25
1122/50-50				500	
1122/60-45	Y	C	600	450	25
1122/60-50				500	



Cestello cassetto con fondo in legno con distanziali – estrazione manuale.  
Drawer basket with wooden base and spacers – manual extraction.

CODICE CODE	SOFT SOFT	FINITURA FINISH	MOBILE - CABINET		PORTATA KG CAPACITY (KG)
			L - W	P - D	
1201D/30-45	Y	C	300	450	25
1201D/30-50				500	
1201D/35-45	Y	C	350	450	25
1201D/35-50				500	
1201D/40-45	Y	C	400	450	25
1201D/40-50				500	
1201D/45-45	Y	C	450	450	25
1201D/45-50				500	
1201D/50-45	Y	C	500	450	25
1201D/50-50				500	

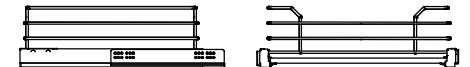
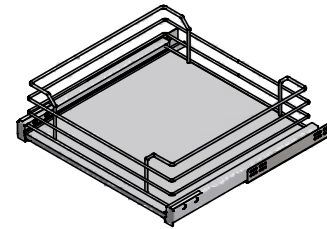
CODICE CODE	SOFT SOFT	FINITURA FINISH	MOBILE - CABINET		PORTATA KG CAPACITY (KG)
			L - W	P - D	
1201D/60-45	Y	C	600	450	25
1201D/60-50				500	
1201D/80-45	Y	C	800	450	25
1201D/80-50				500	
1201D/90-45	Y	C	900	450	25
1201D/90-50				500	
1201D/120-45	Y	C	1200	450	25
1201D/120-50				500	



Cestello cassetto con fondo in legno.  
Drawer basket with wooden base.

CODICE CODE	SOFT SOFT	FINITURA FINISH	MOBILE - CABINET		PORTATA KG CAPACITY (KG)
			L - W	P - D	
1201/30-45	Y	C	300	450	25
1201/30-50				500	
1201/35-45	Y	C	350	450	25
1201/35-50				500	
1201/40-45	Y	C	400	450	25
1201/40-50				500	
1201/45-45	Y	C	450	450	25
1201/45-50				500	
1201/50-45	Y	C	500	450	25
1201/50-50				500	

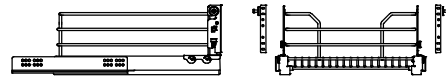
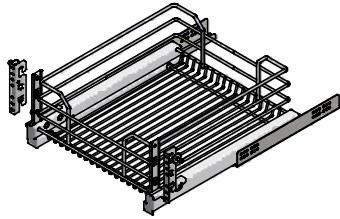
CODICE CODE	SOFT SOFT	FINITURA FINISH	MOBILE - CABINET		PORTATA KG CAPACITY (KG)
			L - W	P - D	
1201/60-45	Y	C	600	450	25
1201/60-50				500	
1201/80-45	Y	C	800	450	25
1201/80-50				500	
1201/90-45	Y	C	900	450	25
1201/90-50				500	
1201/120-45	Y	C	1200	450	25
1201/120-50				500	



Cestello cassetto con fondo in legno – estrazione manuale.  
Drawer basket with wooden base – manual extraction.

CODICE CODE	SOFT SOFT	FINITURA FINISH	MOBILE - CABINET		PORTATA KG CAPACITY (KG)
			L - W	P - D	
1201S/30-45	Y	C	300	450	25
1201S/30-50				500	
1201S/35-45	Y	C	350	450	25
1201S/35-50				500	
1201S/40-45	Y	C	400	450	25
1201S/40-50				500	
1201S/45-45	Y	C	450	450	25
1201S/45-50				500	
1201S/50-45	Y	C	500	450	25
1201S/50-50				500	

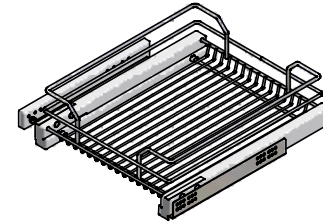
CODICE CODE	SOFT SOFT	FINITURA FINISH	MOBILE - CABINET		PORTATA KG CAPACITY (KG)
			L - W	P - D	
1201S/60-45	Y	C	600	450	25
1201S/60-50				500	
1201S/80-45	Y	C	800	450	25
1201S/80-50				500	
1201S/90-45	Y	C	900	450	25
1201S/90-50				500	
1201S/120-45	Y	C	1200	450	25
1201S/120-50				500	



Cestello cassetto con fondo grigliato.  
Drawer basket with wire grille base.

CODICE CODE	SOFT SOFT	FINITURA FINISH	MOBILE - CABINET		PORTATA KG CAPACITY (KG)
			L - W	P - D	
1202/30-45	Y	C	300	450	25
1202/30-50				500	
1202/35-45	Y	C	350	450	25
1202/35-50				500	
1202/40-45	Y	C	400	450	25
1202/40-50				500	
1202/45-45	Y	C	450	450	25
1202/45-50				500	
1202/50-45	Y	C	500	450	25
1202/50-50				500	

CODICE CODE	SOFT SOFT	FINITURA FINISH	MOBILE - CABINET		PORTATA KG CAPACITY (KG)
			L - W	P - D	
1202/60-45	Y	C	600	450	25
1202/60-50				500	
1202/80-45	Y	C	800	450	25
1202/80-50				500	
1202/90-45	Y	C	900	450	25
1202/90-50				500	
1202/100-45	Y	C	1000	450	25
1202/100-50				500	
1202/120-45	Y	C	1200	450	25
1202/120-50				500	


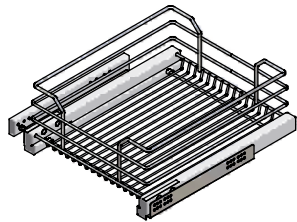


Cestello cassetto con fondo grigliato con distanziali – estrazione manuale – h.130 mm.  
Drawer basket with wire grille base and spacers - manual extraction - h. 130 mm.

CODICE CODE	SOFT SOFT	FINITURA FINISH	MOBILE - CABINET		PORTATA KG CAPACITY (KG)
			L - W	P - D	
1202DB/30-45	Y	C	300	450	25
1202DB/30-50				500	
1202DB/35-45	Y	C	350	450	25
1202DB/35-50				500	
1202DB/40-45	Y	C	400	450	25
1202DB/40-50				500	
1202DB/45-45	Y	C	450	450	25
1202DB/45-50				500	
1202DB/50-45	Y	C	500	450	25
1202DB/50-50				500	

CODICE CODE	SOFT SOFT	FINITURA FINISH	MOBILE - CABINET		PORTATA KG CAPACITY (KG)
			L - W	P - D	
1202DB/60-45	Y	C	600	450	25
1202DB/60-50				500	
1202DB/80-45	Y	C	800	450	25
1202DB/80-50				500	
1202DB/90-45	Y	C	900	450	25
1202DB/90-50				500	
1202DB/120-45	Y	C	1200	450	25
1202DB/120-50				500	

H. 130 MM - H. 130 mm

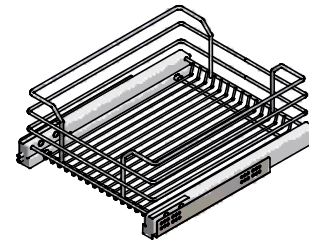


Cestello cassetto con fondo grigliato con distanziali – estrazione manuale – h.170 mm.  
Drawer basket with wire grille base and spacers - manual extraction - h. 170 mm.

CODICE CODE	SOFT SOFT	FINITURA FINISH	MOBILE - CABINET		PORTATA KG CAPACITY (KG)
			L - W	P - D	
1202D/30-45	Y	C	300	450	25
1202D/30-50				500	
1202D/35-45	Y	C	350	450	25
1202D/35-50				500	
1202D/40-45	Y	C	400	450	25
1202D/40-50				500	
1202D/45-45	Y	C	450	450	25
1202D/45-50				500	
1202D/50-45	Y	C	500	450	25
1202D/50-50				500	

CODICE CODE	SOFT SOFT	FINITURA FINISH	MOBILE - CABINET		PORTATA KG CAPACITY (KG)
			L - W	P - D	
1202D/60-45	Y	C	600	450	25
1202D/60-50				500	
1202D/80-45	Y	C	800	450	25
1202D/80-50				500	
1202D/90-45	Y	C	900	450	25
1202D/90-50				500	
1202D/120-45	Y	C	1200	450	25
1202D/120-50				500	

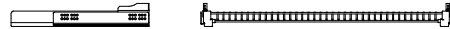
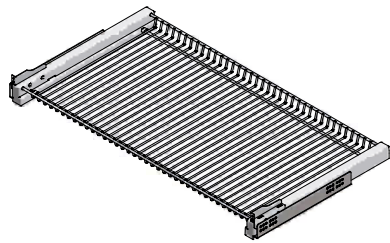
H. 170 MM - H. 170 mm



Cestello cassetto con fondo grigliato – estrazione manuale.  
Drawer basket with wire grille base - manual extraction.

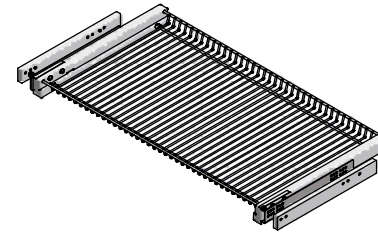
CODICE CODE	SOFT SOFT	FINITURA FINISH	MOBILE - CABINET		PORTATA KG CAPACITY (KG)
			L - W	P - D	
1202S/30-45	Y	C	300	450	25
1202S/30-50				500	
1202S/35-45	Y	C	350	450	25
1202S/35-50				500	
1202S/40-45	Y	C	400	450	25
1202S/40-50				500	
1202S/45-45	Y	C	450	450	25
1202S/45-50				500	
1202S/50-45	Y	C	500	450	25
1202S/50-50				500	

CODICE CODE	SOFT SOFT	FINITURA FINISH	MOBILE - CABINET		PORTATA KG CAPACITY (KG)
			L - W	P - D	
1202S/60-45	Y	C	600	450	25
1202S/60-50				500	
1202S/80-45	Y	C	800	450	25
1202S/80-50				500	
1202S/90-45	Y	C	900	450	25
1202S/90-50				500	
1202S/120-45	Y	C	1200	450	25
1202S/120-50				500	



Ripiano Sottoforno.  
Shelf under oven.

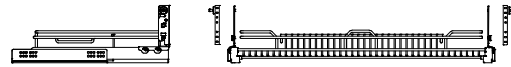
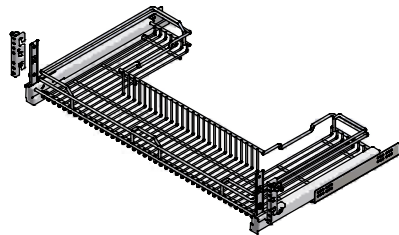
CODICE CODE	SOFT SOFT	FINITURA FINISH	MOBILE - CABINET		PORTATA KG CAPACITY (KG)
			L - W	P - D	
1206/60-45	Y	C	600	450	25
1206/60-50				500	
1206/90-45	Y	C	900	450	25
1206/90-50				500	



Ripiano grigliato estraibile con distanziali.  
Extractable rack shelf with spacers.

CODICE CODE	SOFT SOFT	FINITURA FINISH	MOBILE - CABINET		PORTATA KG CAPACITY (KG)
			L - W	P - D	
1402D/30-45	Y	C	300	450	25
1402D/30-50				500	
1402D/35-45	Y	C	350	450	25
1402D/35-50				500	
1402D/40-45	Y	C	400	450	25
1402D/40-50				500	
1402D/45-45	Y	C	450	450	25
1402D/45-50				500	
1402D/50-45	Y	C	500	450	25
1402D/50-50				500	

CODICE CODE	SOFT SOFT	FINITURA FINISH	MOBILE - CABINET		PORTATA KG CAPACITY (KG)
			L - W	P - D	
1402D/60-45	Y	C	600	450	25
1402D/60-50				500	
1402D/80-45	Y	C	800	450	25
1402D/80-50				500	
1402D/90-45	Y	C	900	450	25
1402D/90-50				500	
1402D/120-45	Y	C	1200	450	25
1402D/120-50				500	



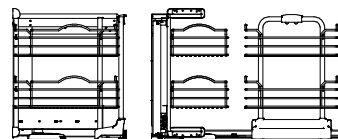
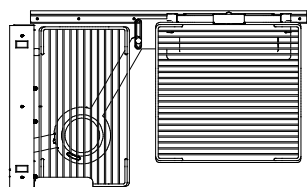
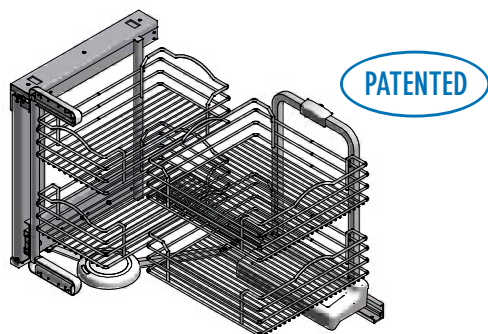
Cestello cassetto sottolavello.  
Undersink drawer basket.

CODICE CODE	SOFT SOFT	FINITURA FINISH	MOBILE - CABINET		PORTATA KG CAPACITY (KG)
			L - W	P - D	
1207/60-45	Y	C	600	450	25
1207/80-45				450	
1207/90-45	Y	C	900	450	25
1207/90-50				500	
1207/100-45	Y	C	1000	450	25
1207/100-50				500	
1207/120-45	Y	C	1200	450	25
1207/120-50				500	

# Meccanismi

## Mechanisms

IL RAZIONALE UTILIZZO DEGLI SPAZI INTERNI DEI MOBILI DA CUCINA.  
THE LOGICAL USE OF SPACE INSIDE KITCHEN CABINETS.



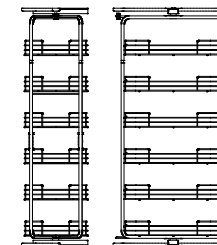

### Dynamic corner (SOFT-CLOSE di serie).

Dynamic corner (SOFT CLOSE as standard).

CODICE CODE	FINITURA FINISH		DIMENSIONI - DIMENSIONS				PORTATA KG CAPACITY (KG)
			MOBILE CABINET	ARTICOLO - ITEM			
				L - W	L (min) W (min)	P (min-max) D (min-max)	
803A	C	CV	900	860	480 / 560	1100 / 1460	50
803B	C	CV	900	860	480 / 560	600 / 850	35

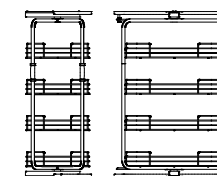
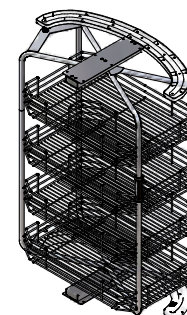
MECCANISMO SOLO GRIGIO - MECHANISM ONLY AVAILABLE IN GREY

Produced by INOXA - Made in Marche - Italy



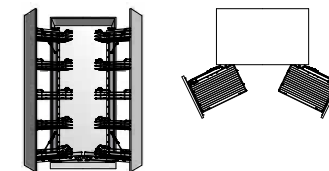
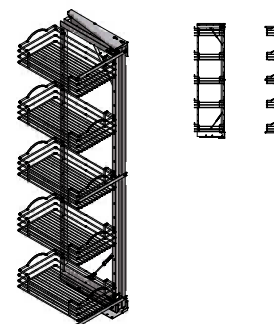
Colonna girevole con 6 cesti.  
Rotating column with 6 baskets.

CODICE CODE	FINITURA FINISH		DIMENSIONI - DIMENSIONS				PORTATA KG CAPACITY (KG)
			MOBILE CABINET	ARTICOLO - ITEM			
				L - W	L (min) W (min)	P (min-max) D (min-max)	
804A	C		900	860	490	1880 / 2050	80



Colonna girevole con 4 cesti.  
Rotating column with 4 baskets.

CODICE CODE	FINITURA FINISH		DIMENSIONI - DIMENSIONS				PORTATA KG CAPACITY (KG)
			MOBILE CABINET	ARTICOLO - ITEM			
				L - W	L (min) W (min)	P (min-max) D (min-max)	
804B	C		900	860	490	1180 / 1350	80



Colonna girevole con 5 cesti - (SOFT-CLOSE di serie)  
Rotating column with 5 baskets - (SOFT-CLOSE as standard)

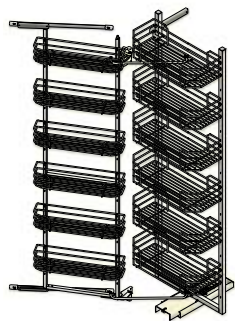
CODICE CODE	FINITURA FINISH		DIMENSIONI - DIMENSIONS				PORTATA KG CAPACITY (KG)
			MOBILE CABINET	ARTICOLO - ITEM			
				L - W	L (min) W (min)	P (min-max) D (min-max)	
807A/45-50	C		450	410	445	1840	40

MECCANISMO SOLO GRIGIO.  
CESTI SOLO CROMO.

MECHANISM ONLY AVAILABLE IN GREY.  
BASKETS ONLY AVAILABLE IN CHROME.

Produced by INOXA - Made in Marche - Italy



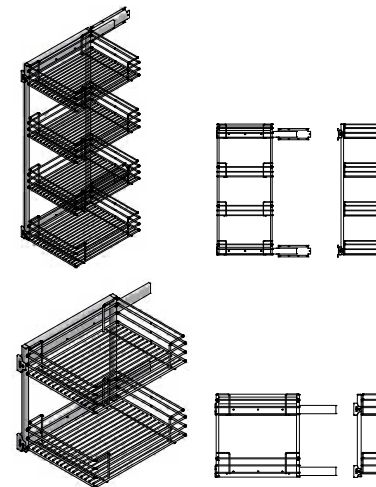


Colonna attrezzata estraibile reversibile – con 12 cesti.  
Equipped extractable and reversible column - with 12 baskets.

CODICE CODE	FINITURA FINISH	MOBILE CABINET	DIMENSIONI - DIMENSIONS				PORTATA KG CAPACITY (KG)
			ARTICOLO - ITEM				
			L - W	L (min) W (min)	P (min-max) D (min-max)	H (min-max) H (min-max)	
808NA/45	C	450	410	495	1770	55	
808NA/60	C	600	560	495	1770	55	

MECCANISMO SOLO GRIGIO.  
CESTI SOLO CROMO.

MECHANISM ONLY AVAILABLE IN GREY.  
BASKETS ONLY AVAILABLE IN CHROME.



Colonna estraibile reversibile – aggancio laterale – estrazione totale – con 4 e 2 cesti.  
Extractable reversible column - side hooking - total extraction - with 4 and 2 baskets.

CODICE CODE	FINITURA FINISH	MOBILE CABINET	DIMENSIONI - DIMENSIONS				PORTATA KG CAPACITY (KG)
			ARTICOLO - ITEM				
			L - W	L - W	P - D	H - H	
809A	C	500	250	455	1085	45	
809A	C	400	350	455	1085	45	
809A	C	450	400	455	1085	45	
809A	C	600	550	455	1085	45	
809B	C	500	250	455	470	40	
809B	C	400	350	455	470	40	
809B	C	450	400	455	470	40	
809B	C	600	550	455	470	40	

MECCANISMO SOLO GRIGIO.  
CESTI SOLO CROMO.

MECHANISM ONLY AVAILABLE IN GREY.  
BASKETS ONLY AVAILABLE IN CHROME.

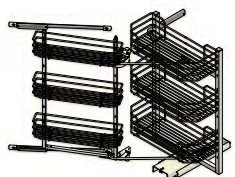
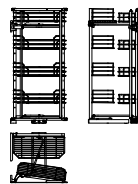


Colonna attrezzata estraibile reversibile – con 8 cesti.  
Equipped extractable and reversible column - with 8 baskets.

CODICE CODE	FINITURA FINISH	MOBILE CABINET	DIMENSIONI - DIMENSIONS				PORTATA KG CAPACITY (KG)
			ARTICOLO - ITEM				
			L - W	L (min) W (min)	P (min-max) D (min-max)	H (min-max) H (min-max)	
808NB/45	C	450	410	495	1140	55	
808NB/60	C	600	560	495	1140	55	

MECCANISMO SOLO GRIGIO.  
CESTI SOLO CROMO.

MECHANISM ONLY AVAILABLE IN GREY.  
BASKETS ONLY AVAILABLE IN CHROME.

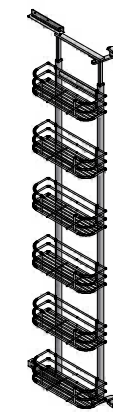
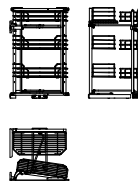


Colonna estraibile reversibile – aggancio laterale – estrazione totale – con 4 cesti.  
Extractable reversible column - side hooking - total extraction - with 4 baskets.

CODICE CODE	FINITURA FINISH	MOBILE CABINET	DIMENSIONI - DIMENSIONS				PORTATA KG CAPACITY (KG)
			ARTICOLO - ITEM				
			L - W	L - W	P - D	H - H	
808NM/45	C	450	410	495	840	55	
808NM/60	C	600	560	495	840	55	

MECCANISMO SOLO GRIGIO.  
CESTI SOLO CROMO.

MECHANISM ONLY AVAILABLE IN GREY.  
BASKETS ONLY AVAILABLE IN CHROME.

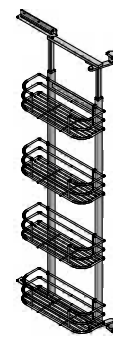
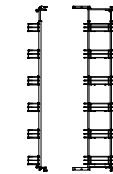


Telaio girevole reversibile – con 6 cesti.  
Rotating reversible column - with 6 baskets.

CODICE CODE	FINITURA FINISH	MOBILE CABINET	DIMENSIONI - DIMENSIONS				PORTATA KG CAPACITY (KG)
			ARTICOLO - ITEM				
			L - W	L - W	P - D	H (min-max) H (min-max)	
810A/45	C	450	410	200	1850 / 2200	15	
810A/60	C	600	560	200	1850 / 2200	15	

MECCANISMO SOLO GRIGIO.  
CESTI SOLO CROMO.

MECHANISM ONLY AVAILABLE IN GREY.  
BASKETS ONLY AVAILABLE IN CHROME.

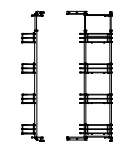


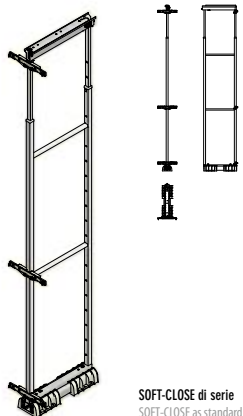
Telaio girevole reversibile – con 4 cesti.  
Rotating reversible column - with 4 baskets.

CODICE CODE	FINITURA FINISH	MOBILE CABINET	DIMENSIONI - DIMENSIONS				PORTATA KG CAPACITY (KG)
			ARTICOLO - ITEM				
			L - W	L - W	P - D	H (min-max) H (min-max)	
810B/45	C	450	410	200	1100 / 1460	15	
810B/60	C	600	560	200	1100 / 1460	15	

MECCANISMO SOLO GRIGIO.  
CESTI SOLO CROMO.

MECHANISM ONLY AVAILABLE IN GREY.  
BASKETS ONLY AVAILABLE IN CHROME.





SOFT-CLOSE di serie  
SOFT-CLOSE as standard

**Meccanismo colonna estraibile con guide telescopiche – estrazione totale.**  
Extractable column mechanism with telescopic guide rails - total extraction.

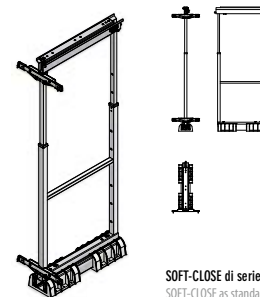
CODICE CODE	FINITURA FINISH	DIMENSIONI - DIMENSIONS				PORTATA KG CAPACITY (KG)
		MOBILE CABINET	ARTICOLO - ITEM			
			L - W	L (min) W (min)	P (min-max) D (min-max)	
850A/30-45	G	300	246	440	1825 / 2185	50
850A/30-50				490		
850A/40-45	G	400	346	440	1825 / 2185	50
850A/40-50				490		
850A/45-45	G	450	396	440	1825 / 2185	50
850A/45-50				490		
850A/50-45	G	500	446	440	1825 / 2185	50
850A/50-50				490		
850A/60-45	G	600	546	440	1825 / 2185	50
850A/60-50				490		

GUIDE CON PORTATA 116 KG (250 LBS) - SLIDES WITH 116 KG CAPACITY (250LBS)

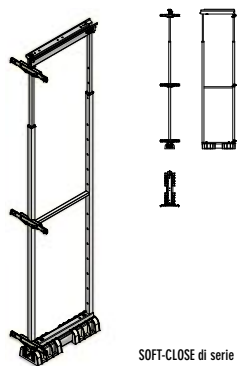
**Meccanismo colonna estraibile con guide telescopiche – estrazione totale.**  
Extractable column mechanism with telescopic guide rails - total extraction.

CODICE CODE	FINITURA FINISH	DIMENSIONI - DIMENSIONS				PORTATA KG CAPACITY (KG)
		MOBILE CABINET	ARTICOLO - ITEM			
			L - W	L (min) W (min)	P (min-max) D (min-max)	
850S/30-45	G	300	246	440	790 / 1150	50
850S/30-50				490		
850S/40-45	G	400	346	440	790 / 1150	50
850S/40-50				490		
850S/45-45	G	450	396	440	790 / 1150	50
850S/45-50				490		
850S/50-45	G	500	446	440	790 / 1150	50
850S/50-50				490		
850S/60-45	G	600	546	440	790 / 1150	50
850S/60-50				490		

GUIDE CON PORTATA 116 KG (250 LBS) - SLIDES WITH 116 KG CAPACITY (250LBS)



SOFT-CLOSE di serie  
SOFT-CLOSE as standard



SOFT-CLOSE di serie  
SOFT-CLOSE as standard

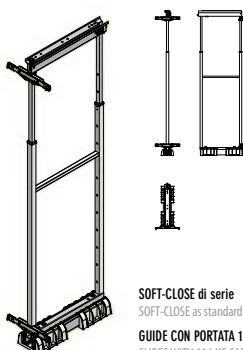
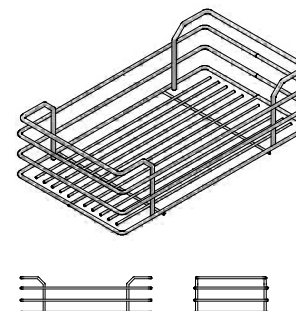
**Meccanismo colonna estraibile con guide telescopiche – estrazione totale.**  
Extractable column mechanism with telescopic guide rails - total extraction.

CODICE CODE	FINITURA FINISH	DIMENSIONI - DIMENSIONS				PORTATA KG CAPACITY (KG)
		MOBILE CABINET	ARTICOLO - ITEM			
			L - W	L (min) W (min)	P (min-max) D (min-max)	
850M/30-45	G	300	246	440	1480 / 1860	50
850M/30-50				490		
850M/40-45	G	400	346	440	1480 / 1860	50
850M/40-50				490		
850M/45-45	G	450	396	440	1480 / 1860	50
850M/45-50				490		
850M/50-45	G	500	446	440	1480 / 1860	50
850M/50-50				490		
850M/60-45	G	600	546	440	1480 / 1860	50
850M/60-50				490		

GUIDE CON PORTATA 116 KG (250 LBS) - SLIDES WITH 116 KG CAPACITY (250LBS)

**Cesto per meccanismo colonna estraibile.**  
Basket for extractable column mechanism.

CODICE CODE	FINITURA FINISH	DIMENSIONI - DIMENSIONS				PORTATA KG CAPACITY (KG)
		MOBILE CABINET	ARTICOLO - ITEM			
			L - W	L (min) W (min)	P (min-max) D (min-max)	
1816/30-45	C	300	230	370	120	
1816/30-50				420		
1816/40-45	C	400	330	370	120	
1816/40-50				420		
1816/45-45	C	450	380	370	120	
1816/45-50				420		
1816/50-45	C	500	430	370	120	
1816/50-50				420		
1816/60-45	C	600	530	370	120	
1816/60-50				420		



SOFT-CLOSE di serie  
SOFT-CLOSE as standard  
GUIDE CON PORTATA 116 KG (250 LBS)  
SLIDES WITH 116 KG CAPACITY (250LBS)

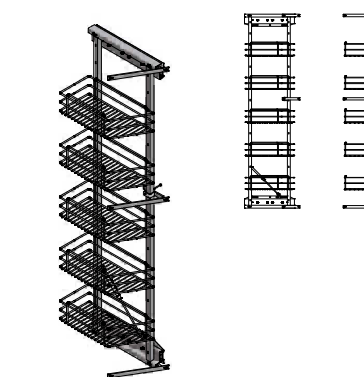
**Meccanismo colonna estraibile con guide telescopiche – estrazione totale.**  
Extractable column mechanism with telescopic guide rails - total extraction.

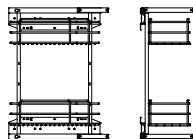
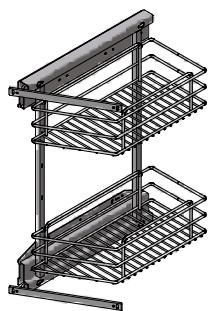
CODICE CODE	FINITURA FINISH	DIMENSIONI - DIMENSIONS				PORTATA KG CAPACITY (KG)
		MOBILE CABINET	ARTICOLO - ITEM			
			L - W	L (min) W (min)	P (min-max) D (min-max)	
850B/30-45	G	300	246	440	1135 / 1495	50
850B/30-50				490		
850B/40-45	G	400	346	440	1135 / 1495	50
850B/40-50				490		
850B/45-45	G	450	396	440	1135 / 1495	50
850B/45-50				490		
850B/50-45	G	500	446	440	1135 / 1495	50
850B/50-50				490		
850B/60-45	G	600	546	440	1135 / 1495	50
850B/60-50				490		

**Colonna diagonale estraibile con 5 cesti (SOFT-CLOSE di serie)**  
Extractable diagonal column with 5 baskets (SOFT-CLOSE as standard)

CODICE CODE	FINITURA FINISH	DIMENSIONI - DIMENSIONS				PORTATA KG CAPACITY (KG)
		MOBILE CABINET	ARTICOLO - ITEM			
			L - W	L (min) W (min)	P (min-max) D (min-max)	
820A/30	C	300	260	470	1675	35
820A/35	C	300	260	474	1675	35
820A/45	C	300	260	487	1675	35

MECCANISMO SOLO GRIGIO - CESTI SOLO CROMO  
MECHANISM AVAILABLE ONLY IN GREY - BASKETS AVAILABLE ONLY IN CHROME

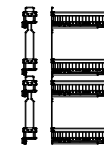
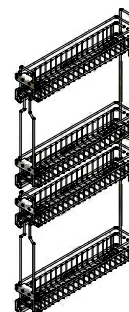




Colonna diagonale estraibile con 2 cesti (SOFT-CLOSE di serie).  
Extractable diagonal column with 2 baskets (SOFT-CLOSE as standard).

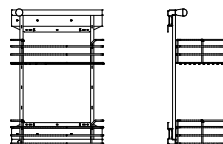
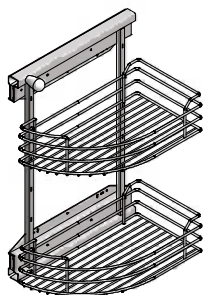
CODICE CODE	FINITURA FINISH	DIMENSIONI - DIMENSIONS				PORTATA KG CAPACITY (KG)
		MOBILE CABINET	ARTICOLO - ITEM			
		L - W	L - W	P - D	H - H	
820B/30	C	300	260	470	620	20
820B/35	C	300	260	474	620	20
820B/45	C	300	260	487	620	20

MECCANISMO SOLO GRIGIO - CESTI SOLO CROMO  
MECHANISM AVAILABLE ONLY IN GREY - BASKETS AVAILABLE ONLY IN CHROME



Colonna Jolli per mobile da 15 composta da due estraibili h. 500 a due piani con guide laterali sx  
Jolli column for a 15 cm cabinet with two levels and two extractable units (h.500 mm) with lateral guides to the left

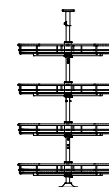
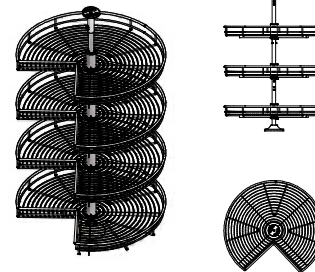
CODICE CODE	SOFT SOFT	FINITURA FINISH	MOBILE - CABINET			PORTATA KG CAPACITY (KG)
			L - W	P - D	H (min-max) H(min-max)	
825B/15-45	Y	C	150	450	1150 / 1700	30
825B/15-50	Y	C	150	500	1150 / 1700	30



Colonna estraibile per base curva con 2 cesti - estrazione manuale (SOFT-CLOSE di serie).  
Extractable curved column with 2 baskets - manual extraction (SOFT-CLOSE as standard).

CODICE CODE	FINITURA FINISH	DIMENSIONI - DIMENSIONS				PORTATA KG CAPACITY (KG)
		MOBILE CABINET	ARTICOLO - ITEM			
		L - W	L - W	P - D	H - H	
821B	C	300	260	450	620	20

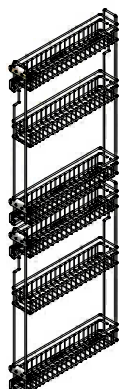
MECCANISMO SOLO GRIGIO - CESTI SOLO CROMO  
MECHANISM AVAILABLE ONLY IN GREY - BASKETS AVAILABLE ONLY IN CHROME  
IL CESTO VIENE PRODOTTO SU DISEGNO DEL CLIENTE  
BASKET IS MANUFACTURED AS REQUIRED BY THE CUSTOMER



Kit girevole per angolo colonna con 4 cesti 3/4 - soft clip position.  
Rotating kit for corner column with 4 baskets 3/4 - soft clip position.

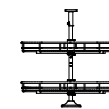

CODICE CODE	FINITURA FINISH	DIMENSIONI - DIMENSIONS			PORTATA KG CAPACITY (KG)	
		MOBILE CABINET	ARTICOLO - ITEM			
		L - W	DIAMETRO Ø	DIAMETER Ø	H (min-max) H(min-max)	
828A/700	C	764 X 764	705	705	1295/1345	
828A/800	C	864 X 864	820	820	1295/1345	
828H/700	C	764 X 764	705	705	2035/2085	
828H/800	C	864 X 864	820	820	2035/2085	

MECCANISMO E CESTI SOLO CROMO  
MECHANISM AND BASKETS AVAILABLE ONLY IN CHROME



Colonna Jolli per mobile da 15 composta da due estraibili h. 750 a tre piani con guide laterali sx  
Jolli column for a 15 cm cabinet with three levels and two extractable units (h.750 mm) with lateral guides to the left

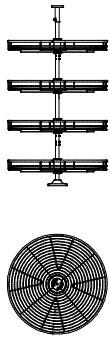

CODICE CODE	SOFT SOFT	FINITURA FINISH	MOBILE - CABINET			PORTATA KG CAPACITY (KG)
			L - W	P - D	H (min-max) H(min-max)	
825A/15-45	Y	C	150	450	1650 / 2200	30
825A/15-50	Y	C	150	500	1650 / 2200	30



Kit girevole per angolo base con 2 cesti 3/4 - soft clip position.  
Rotating kit for corner base with 2 baskets 3/4 - soft clip position.

CODICE CODE	FINITURA FINISH	DIMENSIONI - DIMENSIONS			PORTATA KG CAPACITY (KG)	
		MOBILE CABINET	ARTICOLO - ITEM			
		L - W	DIAMETRO Ø	DIAMETER Ø	H (min-max) H(min-max)	
828B/700	C	764 X 764	705	705	670/720	
828B/800	C	864 X 864	820	820	670/720	

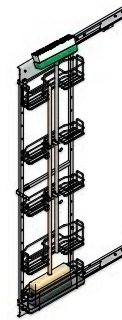
MECCANISMO E CESTI SOLO CROMO  
MECHANISM AND BASKETS AVAILABLE ONLY IN CHROME



Kit girevole per angolo colonna con 4 cesti 4/4 - soft clip position.  
Rotating kit for corner column with 4 baskets 4/4 - soft clip position.

CODICE CODE	FINITURA FINISH	DIMENSIONI - DIMENSIONS			PORTATA KG CAPACITY (KG)
		MOBILE CABINET	ARTICOLO - ITEM		
			L - W	DIAMETRO Ø DIAMETER Ø	
830A/700	C	764 X 764	705	1295/1345	
830A/800	C	864 X 864	820	1295/1345	
830H/700	C	764 X 764	705	2035/2085	
830H/800	C	864 X 864	820	2035/2085	

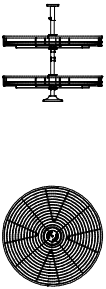
MECCANISMO E CESTI SOLO CROMO  
MECHANISM AND BASKETS AVAILABLE ONLY IN CHROME



Colonna portascopie estraibile con guide telescopiche ad estrazione totale. Aggancio laterale - reversibile  
Extractable broom-holder column with telescopic slides, total extraction, lateral assembly - reversible

CODICE CODE	FINITURA FINISH	DIMENSIONI - DIMENSIONS			PORTATA KG CAPACITY (KG)	
		MOBILE CABINET	ARTICOLO - ITEM			
			L - W	L (min) W (min)		P (min-max) D (min-max)
841R/15	C	150	106	460	1720	50

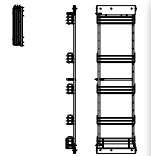
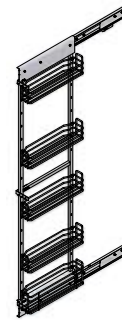
MECCANISMO SOLO GRIGIO - CESTI SOLO CROMO (TOT. NR 5 PZ)  
MECHANISM ONLY AVAILABLE IN GREY - BASKETS ONLY AVAILABLE IN CHROME (TOT. NR 5 PCS)



Kit girevole per angolo base con 2 cesti 4/4 - soft clip position.  
Rotating kit for corner base with 2 baskets 4/4 - soft clip position.

CODICE CODE	FINITURA FINISH	DIMENSIONI - DIMENSIONS			PORTATA KG CAPACITY (KG)
		MOBILE CABINET	ARTICOLO - ITEM		
			L - W	DIAMETRO Ø DIAMETER Ø	
830B/700	C	764 X 764	705	670/720	
830B/800	C	864 X 864	820	670/720	

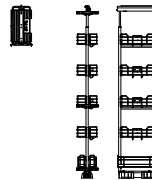
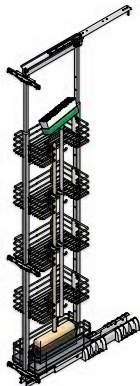
MECCANISMO E CESTI SOLO CROMO  
MECHANISM AND BASKETS AVAILABLE ONLY IN CHROME



Colonna estraibile con guide telescopiche ad estrazione totale. Aggancio laterale - reversibile  
Extractable column with telescopic slides, total extraction, lateral assembly - reversible

CODICE CODE	FINITURA FINISH	DIMENSIONI - DIMENSIONS			PORTATA KG CAPACITY (KG)	
		MOBILE CABINET	ARTICOLO - ITEM			
			L - W	L (min) W (min)		P (min-max) D (min-max)
842R/15	C	150	106	460	1720	50

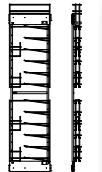
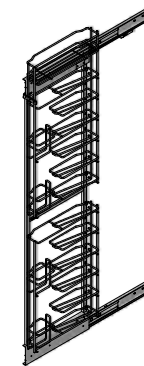
MECCANISMO SOLO GRIGIO - CESTI SOLO CROMO (TOT. NR 5 PZ)  
MECHANISM ONLY AVAILABLE IN GREY - BASKETS ONLY AVAILABLE IN CHROME (TOT. NR 5 PCS)



Colonna portascopie estraibile con guide telescopiche ad estrazione totale.  
Extractable broom-holder column with telescopic slides, total extraction

CODICE CODE	FINITURA FINISH	DIMENSIONI - DIMENSIONS			PORTATA KG CAPACITY (KG)	
		MOBILE CABINET	ARTICOLO - ITEM			
			L - W	L (min) W (min)		P (min-max) D (min-max)
840/30	C	300	252	452	1825/2135	50

MECCANISMO SOLO GRIGIO - CESTI SOLO CROMO (TOT. NR 5 PZ)  
MECHANISM ONLY AVAILABLE IN GREY - BASKETS ONLY AVAILABLE IN CHROME (TOT. NR 5 PCS)



Colonna portabottiglie estraibile con guide telescopiche ad estrazione totale.  
Aggancio laterale - reversibile  
Extractable bottle rack column with telescopic slides, total extraction, lateral assembly - reversible

CODICE CODE	FINITURA FINISH	DIMENSIONI - DIMENSIONS			PORTATA KG CAPACITY (KG)	
		MOBILE CABINET	ARTICOLO - ITEM			
			L - W	L (min) W (min)		P (min-max) D (min-max)
843R/15	C	150	106	460	1720	50

MECCANISMO SOLO GRIGIO - CESTI SOLO CROMO  
MECHANISM ONLY AVAILABLE IN GREY - BASKETS ONLY AVAILABLE IN CHROME

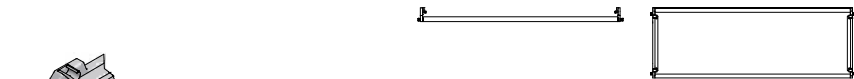


# Scolapiatti

## Draining racks

PRATICI ED ESSENZIALI. | PRACTICAL AND ESSENTIAL.

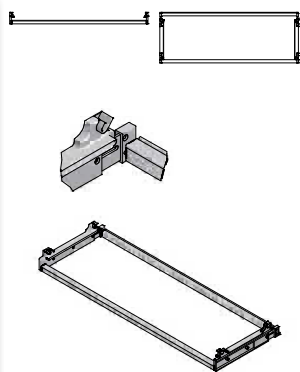
501 Scolapiatti | Draining racks



Telaio in alluminio con supporti in materiale plastico personalizzabile su fianco del cliente. Con incavo portavaschette.  
Aluminium frame with plastic supports which may be personalised for the customer for use with side panels. With cut-out for tray support.

CODICE CODE	FINITURA FINISH	DIMENSIONI - DIMENSIONS					PORTATA KG CAPACITY (KG)
		MOBILE CABINET	ARTICOLO - ITEM				
			L - W	L - W	P - D	H - H	
501/45	A G	450	414	280 / 385	61	/	
501/60	A G	600	564	280 / 385	61	/	
501/80	A G	800	764	280 / 385	61	/	
501/90	A G	900	864	280 / 385	61	/	
501/120	A G	1200	1164	280 / 385	61	/	

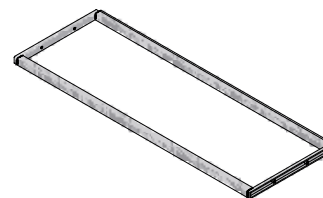
502 Scolapiatti | Draining racks



Telaio in alluminio con supporti in materiale plastico estensibili. Adatti a tutti i tipi di fianco. Con incavo portavaschette.  
Aluminium frame with extendable plastic supports. Suited to all types of side panel. With cut-out for tray support.

CODICE CODE	FINITURA FINISH	MOBILE CABINET	DIMENSIONI - DIMENSIONS					PORTATA KG CAPACITY (KG)
			L - W	ARTICOLO - ITEM				
				16 mm	18 mm	20 mm	P - D	
502/40	G	400	368	364	360	280/330	71	
502/45	G	450	418	414	410	280/330	71	
502/50	G	500	468	464	460	280/330	71	
502/60	G	600	568	564	560	280/330	71	
502/70	G	700	668	664	660	280/330	71	
502/75	G	750	718	714	710	280/330	71	
502/80	G	800	768	764	760	280/330	71	
502/90	G	900	868	864	860	280/330	71	
502/120	G	1200	1168	1164	1160	280/330	71	


503 Scolapiatti | Draining racks



Telaio in alluminio con supporti in materiale plastico personalizzabile su fianco del cliente. Senza incavo portavaschette.  
Aluminium frame with plastic supports which may be personalised for the customer for use with side panels. No cut-out for tray support.

CODICE CODE	FINITURA FINISH	DIMENSIONI - DIMENSIONS				PORTATA KG CAPACITY (KG)
		MOBILE CABINET	ARTICOLO - ITEM			
			L - W	L - W	P - D	
503/45	G	450	414	285 / 340	21	/
503/60	G	600	564	285 / 340	21	/
503/80	G	800	764	285 / 340	21	/
503/90	G	900	864	285 / 340	21	/
503/120	G	1200	1164	285 / 340	21	/

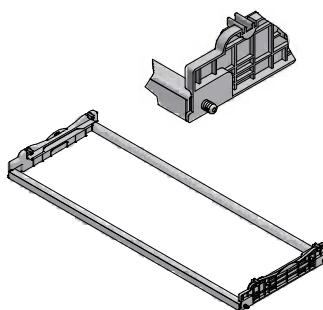
505 Scolapiatti | Draining racks



Telaio in alluminio con supporti in materiale plastico personalizzabile su fianco del cliente. Con incavo portavaschette. Adatte a mobili con apertura a Vela.  
Aluminium frame with plastic supports which may be personalised for the customer for use with side panels. With cut-out for tray support. Suitable for cabinets with vertical swing lift-up mechanism.

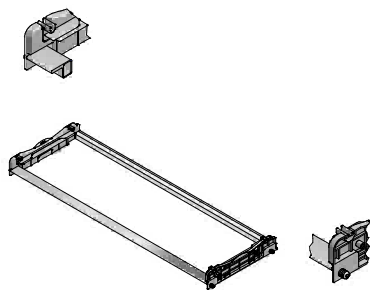
CODICE CODE	FINITURA FINISH	DIMENSIONI - DIMENSIONS				PORTATA KG CAPACITY (KG)
		MOBILE CABINET	ARTICOLO - ITEM			
			L - W	L - W	P - D	
505/45	A G	450	414	280 / 385	61	/
505/60	A G	600	564	280 / 385	61	/
505/80	A G	800	764	280 / 385	61	/
505/90	A G	900	864	280 / 385	61	/
505/120	A G	1200	1164	280 / 385	61	/

508 Scolapiatti | Draining racks



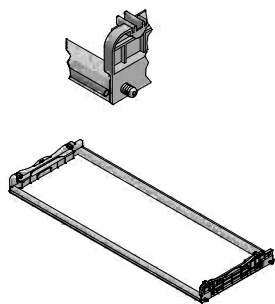
Telaio in alluminio con supporti in materiale plastico personalizzabile su fianco del cliente. Con incavo portavaschette. Con perni tipo Weber.  
Aluminium frame with plastic supports which may be personalised for the customer for use with side panels. With cut-out for tray support. With Weber bolts.

CODICE CODE	FINITURA FINISH	DIMENSIONI - DIMENSIONS				PORTATA KG CAPACITY (KG)
		MOBILE CABINET	ARTICOLO - ITEM			
			L - W	L - W	P - D	
508/45	A	450	414	280 / 385	61	
508/60	A	600	564	280 / 385	61	
508/80	A	800	764	280 / 385	61	
508/90	A	900	864	280 / 385	61	
508/120	A	1200	1164	280 / 385	61	



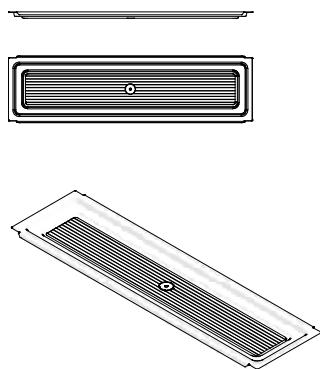
Telaio in alluminio con supporti in materiale plastico personalizzabile su fianco del cliente.  
Con incavo portavaschette. Perni tipo Weber. Alluminio anteriore con incavo per ante senza maniglia.  
Aluminium frame with plastic supports which may be personalised for the customer for use with side panels.  
With cut-out for tray support. With weber bolts. Front aluminium with cut-out for doors without handles.

CODICE CODE	FINITURA FINISH	DIMENSIONI - DIMENSIONS				PORTATA KG CAPACITY (KG)
		MOBILE CABINET	ARTICOLO - ITEM			
			L - W	L - W	P - D	
509/45	A	450	414	280 / 385	61	
509/60	A	600	564	280 / 385	61	
509/80	A	800	764	280 / 385	61	
509/90	A	900	864	280 / 385	61	
509/120	A	1200	1164	280 / 385	61	



Telaio in alluminio con supporti in materiale plastico personalizzabile su fianco del cliente.  
Con incavo portavaschette. Perni tipo Weber. Alluminio anteriore con profilo parapolvere.  
Aluminium frame with plastic supports which may be personalised for the customer for use with side panels.  
With cut-out for tray support. With weber bolts. Front aluminium with anti-dust profile.

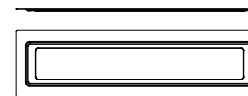
CODICE CODE	FINITURA FINISH	DIMENSIONI - DIMENSIONS				PORTATA KG CAPACITY (KG)
		MOBILE CABINET	ARTICOLO - ITEM			
			L - W	L - W	P - D	
509P/45	A	450	414	280 / 385	61	
509P/60	A	600	564	280 / 385	61	
509P/80	A	800	764	280 / 385	61	
509P/90	A	900	864	280 / 385	61	
509P/120	A	1200	1164	280 / 385	61	




Adatto a tutti i telai e staffe (articoli 501, 502, 505, 5071, 508, 509, 509P, 901).  
Suitable for all frames and brackets (items 501, 502, 505, 5071, 508, 509, 509P, 901).

Vaschetta Raccogliocce in materiale plastico.  
Drip-catcher tray in plastic material.

CODICE CODE	FINITURA FINISH	DIMENSIONI - DIMENSIONS				PORTATA KG CAPACITY (KG)
		MOBILE CABINET	ARTICOLO - ITEM			
			L - W	L - W	P - D	
601/40	MP	400	340	230	16	
602/45	MP	450	390	230	16	
602/50	MP	500	440	230	16	
602/60	MP	600	540	230	16	
602/70	MP	700	640	230	16	
601/75	MP	750	690	230	16	
602/80	MP	800	740	230	16	
602/90	MP	900	840	230	16	



Vaschetta raccogliocce in Acciaio INOX.  
Drip-catcher tray in Stainless steel.



Adatto a tutti i telai e staffe (articoli 501, 502, 505, 5071, 508, 509, 509P, 901).  
Suitable for all frames and brackets (items 501, 502, 505, 5071, 508, 509, 509P, 901).

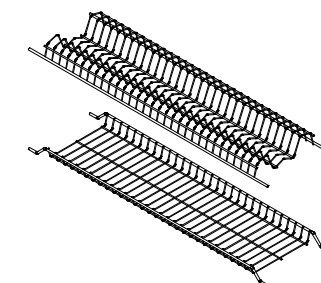
CODICE CODE	FINITURA FINISH	DIMENSIONI - DIMENSIONS				PORTATA KG CAPACITY (KG)
		MOBILE CABINET	ARTICOLO - ITEM			
			L - W	L - W	H - H	
601/45X	X	450	390	240	10	
601/60X	X	600	540	240	10	
601/80X	X	800	740	240	10	
601/90X	X	900	840	240	10	
601/120X	X	1200	1140	240	10	

## FUORI PRODUZIONE OUT OF PRODUCTION



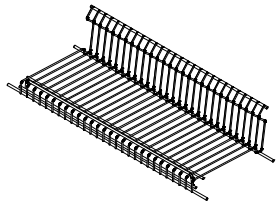
Griglia unica piatti/bicchieri linea "MAJOR".  
Single rack in the "MAJOR" range for plates/glasses.

CODICE CODE	FINITURA FINISH	DIMENSIONI - DIMENSIONS				PORTATA KG CAPACITY (KG)
		MOBILE CABINET	ARTICOLO - ITEM			
			L - W	L - W	H - H	
700/45	X	450	407	260	260	
700/60	X	600	557	260	260	
700/80	X	800	757	260	260	
700/90	X	900	857	260	260	
700/120	X	1200	1157	260	260	



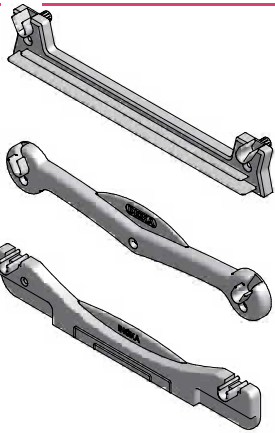
Griglia kit piatti e bicchieri.  
Plate and glass rack kit.

CODICE CODE	FINITURA FINISH	DIMENSIONI - DIMENSIONS				PORTATA KG CAPACITY (KG)	
		MOBILE CABINET	ARTICOLO - ITEM				
			L - W	L - W	P - D		H - H
701/40	ZG	X	400	357	260	P=55 - B=35	
701/45	ZG	X	450	407	260	P=55 - B=35	
701/50	ZG	X	500	457	260	P=55 - B=35	
701/60	ZG	X	600	557	260	P=55 - B=35	
701/70	ZG	X	700	657	260	P=55 - B=35	
701/75	ZG	X	750	707	260	P=55 - B=35	
701/80	ZG	X	800	757	260	P=55 - B=35	
701/90	ZG	X	900	857	260	P=55 - B=35	



Griglia unica piatti/bicchieri linea "VASISTAS".  
Single rack in the "VASISTAS" range for plates/glasses.

CODICE CODE	FINITURA FINISH	MOBILE CABINET	DIMENSIONI - DIMENSIONS				PORTATA KG CAPACITY (KG)
			ARTICOLO - ITEM				
			L - W	L - W	P - D	H - H	
702/45	ZG	X	450	407	225	155	
702/60	ZG	X	600	557	225	155	
702/80	ZG	X	800	757	225	155	
702/90	ZG	X	900	857	225	155	
702/120	/	X	1200	1157	225	155	



901

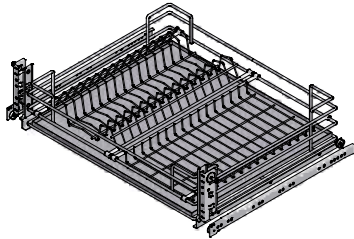
Staffa per aggancio griglia superiore con incavo portavaschetta (abbinabile a tutti i tipi di telai).  
Bracket onto which the upper rack with cut-out for tray support may be hooked (can be combined with all types of frame).

906

Staffa per aggancio griglia superiore senza incavo portavaschetta (abbinabile a tutti i tipi di telai).  
Bracket onto which the upper rack without cut-out for tray support may be hooked (can be combined with all types of frame).

908

Staffa per aggancio griglia superiore senza incavo portavaschetta (abbinabile a tutti i tipi di telai - stesso design art. 508).  
Bracket onto which the upper rack without cut-out for tray support may be hooked (can be combined with all types of frame - same design as item 508).

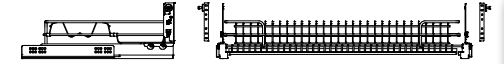


Scolapiatti per base estraibile - Estrazione parziale.  
Draining rack for extractable base - Partial extraction.

CODICE CODE	FINITURA FINISH	MOBILE CABINET	ARTICOLO - ITEM		PORTATA KG CAPACITY (KG)
			L - W	P - D	
703/45-45	C	XC	450	450	20
703/45-50				500	
703/60-45	C	XC	600	450	20
703/60-50				500	

CESTI SOLO CROMO

BASKETS ONLY AVAILABLE IN CHROME

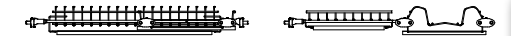


Scolapiatti per base estraibile - Estrazione totale.  
Draining rack for extractable base - Total extraction.

CODICE CODE	SOFT SOFT	FINITURA FINISH	MOBILE - CABINET		PORTATA KG CAPACITY (KG)
			L - W	P - D	
1703/45-45	Y	XC	450	450	25
1703/45-50				500	
1703/60-45	Y	XC	600	450	25
1703/60-50				500	
1703/90-45	Y	XC	900	450	25
1703/90-50				500	

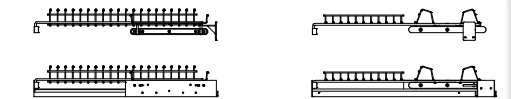
CESTI SOLO CROMO  
GRIGLIE INOX CROMO

BASKETS ONLY AVAILABLE IN CHROME  
RACKS IN STAINLESS STEEL CHROME



Scolapiatti ad angolo completo di vaschette.  
Corner draining rack with trays included.

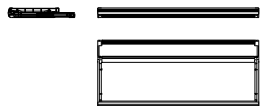
CODICE CODE	FINITURA FINISH	MOBILE CABINET	ARTICOLO - ITEM	
			P - D	L - W
704	X	600x600	564	564
704	X	650x650	614	614



Scolapiatti ad angolo completo di telaio e vaschette  
Corner draining rack with trays and frame included.

CODICE CODE	FINITURA FINISH	MOBILE CABINET	ARTICOLO - ITEM	
			P - D	L - W
706	X	600x600	564	564
706	X	650x650	614	614


TELAIO DA PERSONALIZZARE SU FIANCO CLIENTE. MINIMA QUANTITA' ORDINABILE: 30 PZ.  
FRAME TO BE PERSONALISED ON THE SIDE BY THE CUSTOMER. MINIMUM ORDER QUANTITY: 30 PCS



Telaio inferiore in alluminio con supporti in materiale plastico estensibili. Adatti a tutti i tipi di fianco. Con incavo portavaschetta.  
Lower aluminium frame with extendable plastic supports. Suited to all types of side panel. With cut-out for tray support.



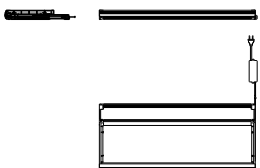
CODICE CODE	FINITURA FINISH	MOBILE CABINET	P - D	DIMENSIONI - DIMENSIONS			H - H	Q.TÀ PER CONFEZIONE QUANTITY PER BOX
				L - W				
				SP. FIANCO - PANEL THICKNESS				
16 mm	18 mm	20 mm						
5161/45	A	45	275 / 355	418	414	410	52	18
5161/60	A	60	275 / 355	568	564	560	52	18
5161/80	A	80	275 / 355	768	764	760	52	18
5161/90	A	90	275 / 355	868	864	860	52	18
5161/120	A	120	275 / 355	1168	1164	1160	52	18



Telaio inferiore in alluminio con supporti in materiale plastico personalizzabile su fianco del cliente. Con incavo portavaschetta.  
Lower aluminium frame with plastic supports which may be personalised for the customer for use with side panels. With cut-out for tray support.




CODICE CODE	FINITURA FINISH	MOBILE CABINET	P - D	DIMENSIONI - DIMENSIONS			H - H	Q.TÀ PER CONFEZIONE QUANTITY PER BOX
				L - W				
				SP. FIANCO - PANEL THICKNESS				
16 mm	18 mm	20 mm						
5201/45	A	45	275 / 355	418	414	410	52	18
5201/60	A	60	275 / 355	568	564	560	52	18
5201/80	A	80	275 / 355	768	764	760	52	18
5201/90	A	90	275 / 355	868	864	860	52	18
5201/120	A	120	275 / 355	1168	1164	1160	52	18



Telaio inferiore in alluminio, con luce led anteriore integrata. Supporti in materiale plastico estensibili. Adatti a tutti i tipi di fianco. Con incavo portavaschetta.  
Lower aluminium frame with front led light. Extendable plastic supports suited to all types of side panel. With cut-out for tray support.



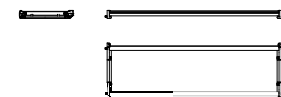
CODICE CODE	FINITURA FINISH	MOBILE CABINET	P - D	DIMENSIONI - DIMENSIONS			H - H	Q.TÀ PER CONFEZIONE QUANTITY PER BOX
				L - W				
				SP. FIANCO - PANEL THICKNESS				
16 mm	18 mm	20 mm						
5221/45	A	45	275 / 355	418	414	410	52	18
5221/60	A	60	275 / 355	568	564	560	52	18
5221/80	A	80	275 / 355	768	764	760	52	18
5221/90	A	90	275 / 355	868	864	860	52	18
5221/120	A	120	275 / 355	1168	1164	1160	52	18



Telaio inferiore in alluminio, con luce LED anteriore integrata. Supporti in materiale plastico personalizzabile su fianco cliente. Con incavo porta vaschetta.  
Lower aluminium frame with front LED light. Plastic supports which may be personalized for the customer for use with side panels. With cut-out for tray support.



CODICE CODE	FINITURA FINISH	MOBILE CABINET	P - D	DIMENSIONI - DIMENSIONS			H - H	Q.TÀ PER CONFEZIONE QUANTITY PER BOX
				L - W				
				SP. FIANCO - PANEL THICKNESS				
16 mm	18 mm	20 mm						
5241/45	A	45	275 / 355	418	414	410	52	18
5241/60	A	60	275 / 355	568	564	560	52	18
5241/80	A	80	275 / 355	768	764	760	52	18
5241/90	A	90	275 / 355	868	864	860	52	18
5241/120	A	120	275 / 355	1168	1164	1160	52	18



Telaio in alluminio con supporti in materiale plastico personalizzabile su fianco del cliente. Con incavo portavaschette.  
Aluminium frame with plastic supports which may be personalised for the customer for use with side panels. With cut-out for tray support.



CODICE CODE	FINITURA FINISH	MOBILE CABINET	P - D	DIMENSIONI - DIMENSIONS			H - H	Q.TÀ PER CONFEZIONE QUANTITY PER BOX
				L - W				
				SP. FIANCO - PANEL THICKNESS				
16 mm	18 mm	20 mm						
512S/45	A	45	240 / 268	418	414	410	40	
512S/60	A	60	240 / 268	568	564	560	40	
512S/80	A	80	240 / 268	768	764	760	40	
512S/90	A	90	240 / 268	868	864	860	40	
512S/120	A	120	240 / 268	1168	1164	1160	40	



Profondità 267 mm.  
Depth 267 mm.



Profondità 256 mm.  
Depth 256 mm.



Profondità 252 mm.  
Depth 252 mm.



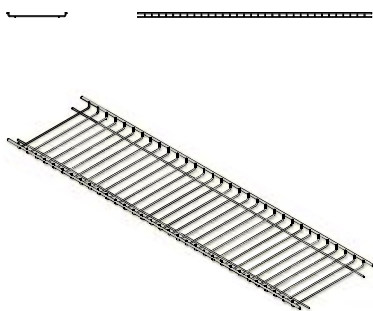
Profondità 241 mm.  
Depth 241 mm.

Per art. 721B  
For art. 721B

Staffe per telaio superiore, articolo 512S  
Brackets for upper aluminium frame, art. 512S

Per art. 720B  
For art. 720B

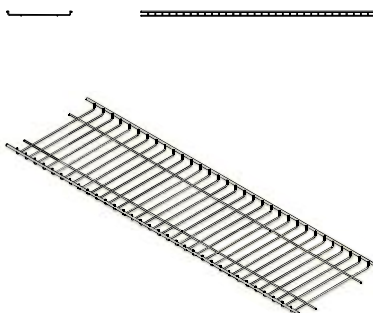
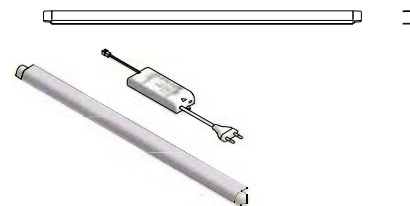




Griglia portabicchieri serie "STYLE".  
"STYLE" range glass rack.


CODICE CODE	FINITURA FINISH	MOBILE CABINET	DIMENSIONI - DIMENSIONS		
			P - D	L - W	H - H
720B/45	X	45	217	390	12
720B/60	X	60	217	540	12
720B/80	X	80	217	740	12
720B/90	X	90	217	840	12
720B/120	x	120	217	1140	12

Profilo alluminio con led integrato. Adatto a tutti i telai INOXA.  
Aluminium profile with led light. Suited to all INOXA frames.



Griglia portabicchieri serie "STYLE".  
"STYLE" range glass rack.

CODICE CODE	FINITURA FINISH	MOBILE CABINET	DIMENSIONI - DIMENSIONS		
			P - D	L - W	H - H
721B/45	X	45	236	390	12
721B/60	X	60	236	540	12
721B/80	X	80	236	740	12
721B/90	X	90	236	840	12
721B/120	x	120	236	1140	12



Griglia portapiatti serie "STYLE".  
"STYLE" range dish rack.

CODICE CODE	FINITURA FINISH	MOBILE CABINET	DIMENSIONI - DIMENSIONS		
			P - D	L - W	H - H
712P/45	X	45	52	390	176
712P/60	X	60	52	540	176
712P/80	X	80	52	740	176
712P/90	X	90	52	840	176
712P/120	x	120	52	1140	176

ADATTO SOLO AI TELAI 516I, 520I, 522I, 524I E 512S.  
ONLY SUITABLE FOR FRAMES 516I, 520I, 522I, 524I E 512S.



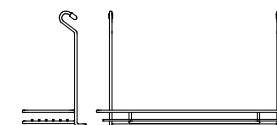
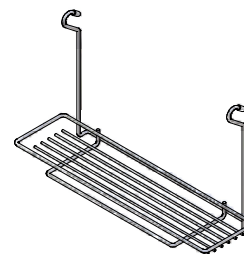


Produced by INOXA - Made in Marche - Italy

# Sottopensili **Linea Plating**

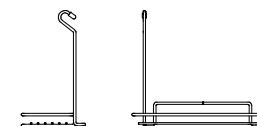
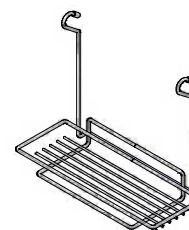
## Plating range Undercabinet racks

ACCESSORI PER IL QUOTIDIANO. | EVERYDAY ACCESSORIES.



**Multiuso big.**  
Big multi-use rack.

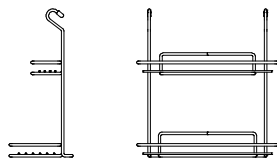
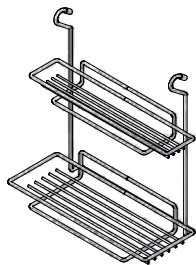
CODICE CODE	FINITURA - FINISH						ARTICOLO - ITEM		
	C	N	OL	OT	R	X	L - W	P - D	H - H
800-201	C	N	OL	OT	R	X	450	145	265



**Multiuso.**  
Multi-use rack.

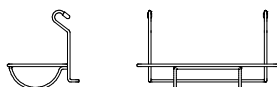
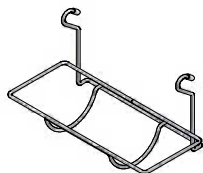
CODICE CODE	FINITURA - FINISH						ARTICOLO - ITEM		
	C	N	OL	OT	R	X	L - W	P - D	H - H
800-202	C	N	OL	OT	R	X	325	145	265

Produced by INOXA - Made in Marche - Italy



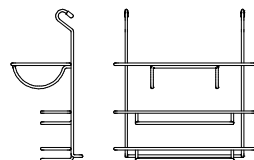
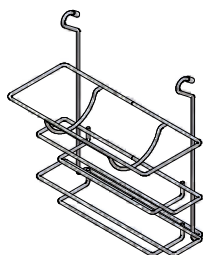
**Due piani.**  
Rack with two shelves.

CODICE CODE	FINITURA - FINISH						ARTICOLO - ITEM		
	C	N	OL	OT	R	X	L - W	P - D	H - H
800-203	C	N	OL	OT	R	X	325	145	340



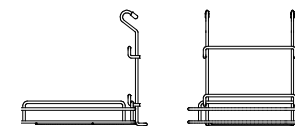

**Portarotolo.**  
Roll holder.

CODICE CODE	FINITURA - FINISH						ARTICOLO - ITEM		
	C	N	OL	OT	R	X	L - W	P - D	H - H
800-204	C	N	OL	OT	R	X	325	165	170



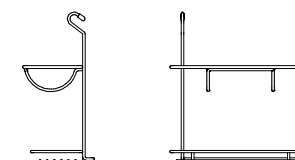
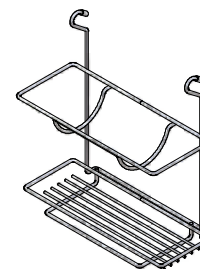
**Tris portarotolo.**  
Triple roll holder.

CODICE CODE	FINITURA - FINISH						ARTICOLO - ITEM		
	C	N	OL	OT	R	X	L - W	P - D	H - H
800-205	C	N	OL	OT	R	X	325	165	350



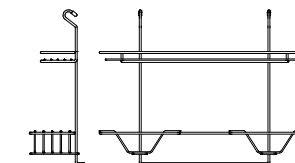
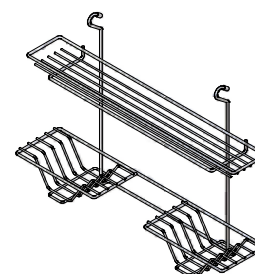
**Angoliera (reversibile dx - sx).**  
Corner rack (LHS - RHS reversible).

CODICE CODE	FINITURA - FINISH						ARTICOLO - ITEM		
	C	N	OL	OT	R	X	L - W	P - D	H - H
800-206	C	N	OL	OT	R	X	285	285	265



**Combinato.**  
Combined rack.

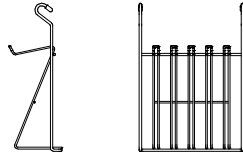
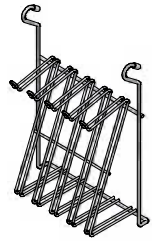
CODICE CODE	FINITURA - FINISH						ARTICOLO - ITEM		
	C	N	OL	OT	R	X	L - W	P - D	H - H
800-207	C	N	OL	OT	R	X	325	165	350



**Scolapiatti.**  
Draining racks.

CODICE CODE	FINITURA - FINISH						ARTICOLO - ITEM		
	C	N	OL	OT	R	X	L - W	P - D	H - H
800-208	C	N	OL	OT	R	X	605	160	445

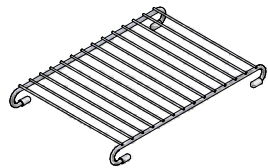
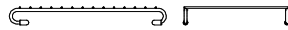
**FUORI PRODUZIONE**  
OUT OF PRODUCTION



**FUORI PRODUZIONE**  
**OUT OF PRODUCTION**

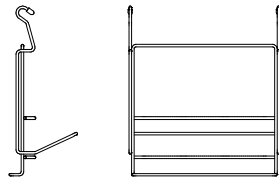
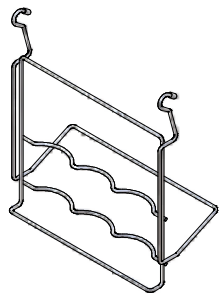
**Portacotteli.**  
Knife rack.

CODICE CODE	FINITURA - FINISH						ARTICOLO - ITEM		
	C	N	OL	OT	R	X	L - W	P - D	H - H
800-209	C	N	OL	OT	R	X	240	120	340



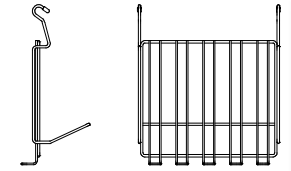
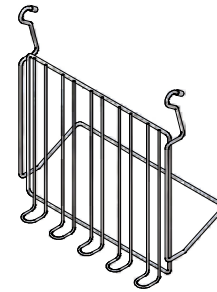
**Sottopentola.**  
Pan stand.

CODICE CODE	FINITURA - FINISH						ARTICOLO - ITEM		
	C	N	OL	OT	R	X	L - W	P - D	H - H
800-210	C	N	OL	OT	R	X	300	200	35



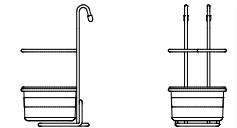
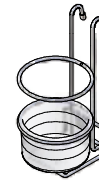
**Portabottiglie.**  
Bottle rack.

CODICE CODE	FINITURA - FINISH						ARTICOLO - ITEM		
	C	N	OL	OT	R	X	L - W	P - D	H - H
800-211	C	N	OL	OT	R	X	345	160	390



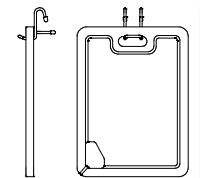
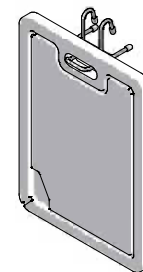
**Leggio.**  
Bookstand.

CODICE CODE	FINITURA - FINISH						ARTICOLO - ITEM		
	C	N	OL	OT	R	X	L - W	P - D	H - H
800-212	C	N	OL	OT	R	X	345	170	390



**Portaposate.**  
Cutlery holder.

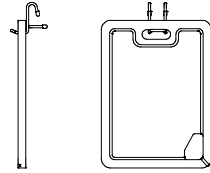
CODICE CODE	FINITURA - FINISH						ARTICOLO - ITEM		
	C	N	OL	OT	R	X	L - W	P - D	H - H
800-215	C	N	OL	OT	R	X	130	170	265



**Tagliere in teflon.**  
Teflon chopping board.

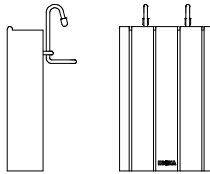
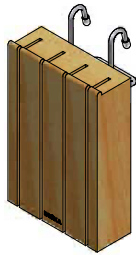
CODICE CODE	FINITURA - FINISH						ARTICOLO - ITEM		
	C	N	OL	OT	R	X	L - W	P - D	H - H
800-214	C	N	OL	OT	R	X	290	20	390





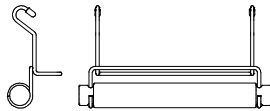
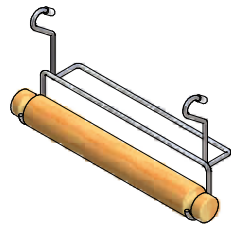
Tagliere in faggio.  
Beech chopping board.

CODICE CODE	FINITURA - FINISH						ARTICOLO - ITEM		
	C	N	OL	OT	R	X	L - W	P - D	H - H
800-215	C	N	OL	OT	R	X	290	20	390



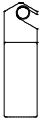
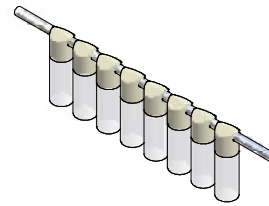
Portacottelli in faggio.  
Beech knife block.

CODICE CODE	FINITURA - FINISH						ARTICOLO - ITEM		
	C	N	OL	OT	R	X	L - W	P - D	H - H
800-216	C	N	OL	OT	R	X	155	115	280



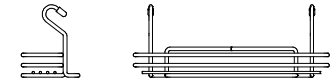
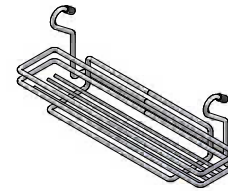
Mattarello.  
Roll dispenser.

CODICE CODE	FINITURA - FINISH						ARTICOLO - ITEM		
	C	N	OL	OT	R	X	L - W	P - D	H - H
800-217	C	N	OL	OT	R	X	330	110	150



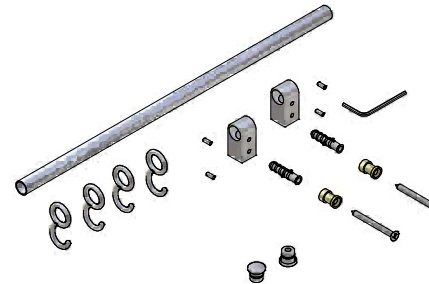
Portaspezie.  
Spice rack.

CODICE CODE	FINITURA - FINISH						ARTICOLO - ITEM		
	C	N	OL	OT	R	X	L - W	P - D	H - H
800-218	B						40	40	140



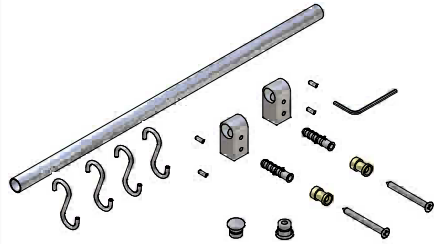
Mensola.  
Shelf.

CODICE CODE	FINITURA - FINISH						ARTICOLO - ITEM		
	C	N	OL	OT	R	X	L - W	P - D	H - H
800-219	C	N	OL	OT	R	X	325	105	115



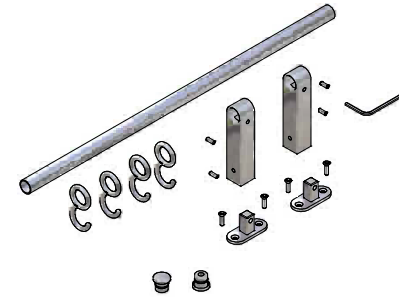
Kit tubo moderno con supporto corto e ganci a "9".  
Modern pipe kit with short support and "9"-shaped hooks.

CODICE CODE	L - W	FINITURA - FINISH						ARTICOLO Ø ITEM Ø
		C	N	OL	OT	R	X	
826	0450	C	N	OL	OT	R	X	16
	0600							
	0900							
	1200							



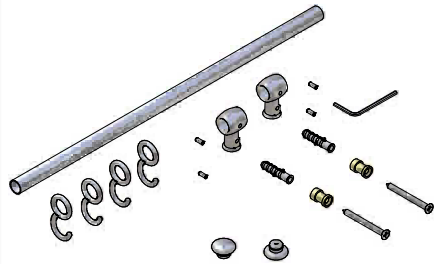
Kit tubo moderno con supporto corto e ganci a "s".  
Modern pipe kit with short support and "s"-shaped hooks.

CODICE CODE	L - W	FINITURA - FINISH					ARTICOLO Ø ITEM Ø
		C	N	OL	OT	R	
827	0450	C	N	OL	OT	R	16
	0600						
	0900						
	1200						



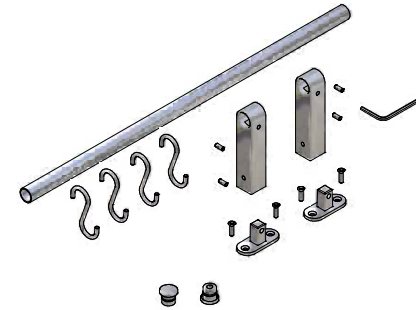
Kit tubo moderno con supporto lungo e ganci a "9".  
Modern pipe kit with long support and "9"-shaped hooks.

CODICE CODE	L - W	FINITURA - FINISH					ARTICOLO Ø ITEM Ø
		C	N	OL	OT	R	
826-...SL	0450	C	N	OL	OT	R	16
	0600						
	0900						
	1200						



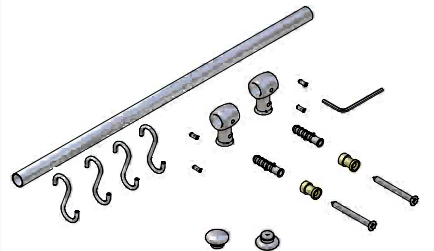
Kit tubo classico con supporto corto e ganci a "9".  
Classic pipe kit with short support and "9"-shaped hooks.

CODICE CODE	L - W	FINITURA - FINISH					ARTICOLO Ø ITEM Ø
		C	N	OL	OT	R	
836	0450	C	N	OL	OT	R	X
	0600						
	0900						
	1200						



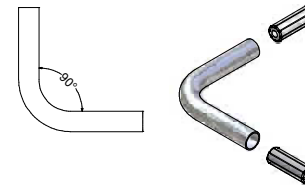
Kit tubo moderno con supporto lungo e ganci a "s".  
Modern pipe kit with long support and "s"-shaped hooks.

CODICE CODE	L - W	FINITURA - FINISH					ARTICOLO Ø ITEM Ø
		C	N	OL	OT	R	
827-...SL	0450	C	N	OL	OT	R	16
	0600						
	0900						
	1200						



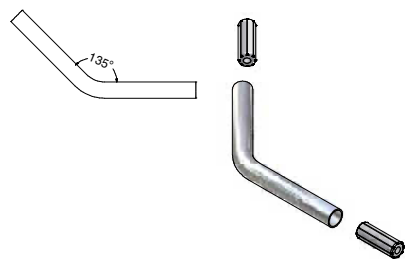
Kit tubo classico con supporto corto e ganci a "s".  
Classic pipe kit with short support and "s"-shaped hooks.

CODICE CODE	L - W	FINITURA - FINISH					ARTICOLO Ø ITEM Ø
		C	N	OL	OT	R	
837	0450	C	N	OL	OT	R	16
	0600						
	0900						
	1200						



Raccordo 90° con giunzioni.  
90° attachment with connections.

CODICE CODE	FINITURA - FINISH						ARTICOLO - ITEM		
	C	N	OL	OT	R	X	L - W	P - D	Ø
801-007	C	N	OL	OT	R	X	100	100	16



**Raccordo 135° con giunzioni.**  
135° attachment with connections.

CODICE CODE	FINITURA - FINISH						ARTICOLO - ITEM		
	C	N	OL	OT	R	X	L - W	P - D	Ø
801-008	C	N	OL	OT	R	X	100	100	16



**Terminale moderno.**  
Modern end cap.

CODICE CODE	FINITURA - FINISH						ARTICOLO - ITEM		
	C	N	OL	OT	R	X	L - W	P - D	Ø
826-03	C	N	OL	OT	R	X			



**Terminale classico.**  
Classic end cap.

CODICE CODE	FINITURA - FINISH						ARTICOLO - ITEM		
	C	N	OL	OT	R	X	L - W	P - D	Ø
826-04	C	N	OL	OT	R	X			



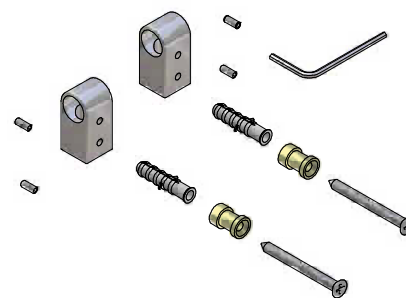
**Gancio a "9".**  
"9"-shaped hook.

CODICE CODE	FINITURA - FINISH						ARTICOLO - ITEM		
	C	N	OL	OT	R	X	L - W	P - D	Ø
826-05	C	N	OL	OT	R	X			



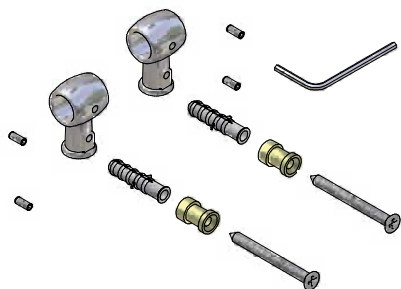
**Gancio a "S".**  
"S"-shaped hook.

CODICE CODE	FINITURA - FINISH						ARTICOLO - ITEM		
	C	N	OL	OT	R	X	L - W	P - D	Ø
826-06	C	N	OL	OT	R	X			



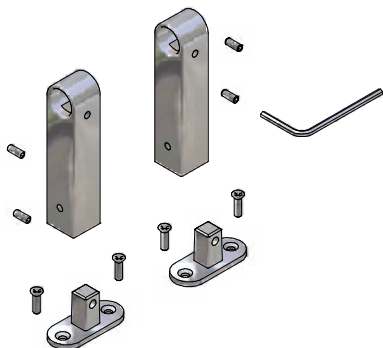
**Supporto corto moderno + kit assemblaggio.**  
Modern short support + assembly kit.

CODICE CODE	FINITURA - FINISH						ARTICOLO - ITEM		
	C	N	OL	OT	R	X	L - W	P - D	Ø
826-01	C	N	OL	OT	R	X	21	21	43



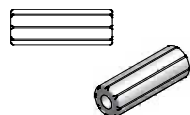
Supporto corto classico + kit assemblaggio.  
Classic short support + assembly kit.

CODICE CODE	FINITURA - FINISH						ARTICOLO - ITEM		
	C	N	OL	OT	R	X	L - W	P - D	H - H
826-02	C	N	OL	OT	R	X	25	25	43



Supporto lungo moderno + kit assemblaggio.  
Modern long support + assembly kit.

CODICE CODE	FINITURA - FINISH						ARTICOLO - ITEM		
	C	N	OL	OT	R	X	L - W	P - D	H - H
826-11	C	N	OL	OT	R	X	21	21	95

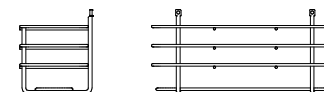
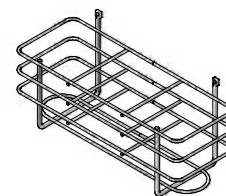


Giunzione.  
Connection.

CODICE CODE	FINITURA - FINISH						ARTICOLO - ITEM	
	C	N	OL	OT	R	X	Ø	H - H
801-009	C	N	OL	OT	R	X	14	40

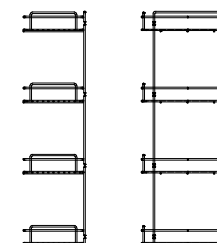
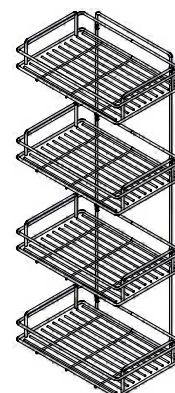
# Dispensa Pantry

IL "PLUS" DEI COMPONENTI D'ARREDO. | THE "PLUS" OF FURNISHING COMPONENTS.



Portabottiglie.  
Bottle rack.

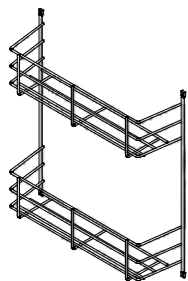
CODICE CODE	FINITURA FINISH	ARTICOLO - ITEM			PORTATA KG CAPACITY (KG)
		L - W	P - D	H - H	
003	C	300	115	135	



Cestello contenitore 4 piani.  
Basket container with four shelves.

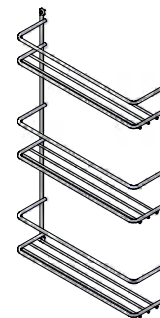
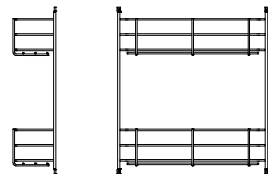
CODICE CODE	FINITURA FINISH	ARTICOLO - ITEM			PORTATA KG CAPACITY (KG)
		L - W	P - D	H - H	
005	C	350	240	900	





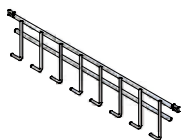
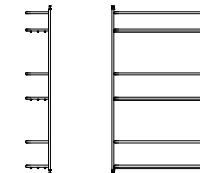
**Portadetersivi.**  
Detergent rack.

CODICE CODE	FINITURA FINISH	ARTICOLO - ITEM			PORTATA KG CAPACITY (KG)
		L - W	P - D	H - H	
007	C	355	105	415	



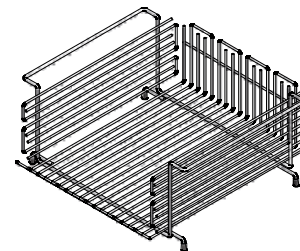
**Portaspezie tre piani.**  
Spice rack with three shelves.

CODICE CODE	FINITURA FINISH	ARTICOLO - ITEM			PORTATA KG CAPACITY (KG)
		L - W	P - D	H - H	
010C3	C	400	75	475	
010C3	C	450	75	475	



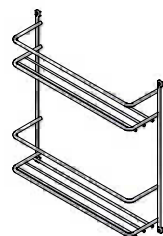
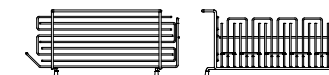
**Portastrofinacci.**  
Row of cloth hooks.

CODICE CODE	FINITURA FINISH	ARTICOLO - ITEM			PORTATA KG CAPACITY (KG)
		L - W	P - D	H - H	
008	C	350	25	70	



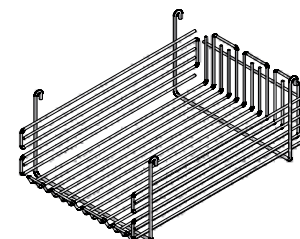
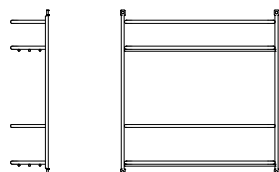
**Cesto da appoggio sovrapponibile.**  
Support basket (may be placed on top of various surfaces).

CODICE CODE	FINITURA FINISH	ARTICOLO - ITEM			PORTATA KG CAPACITY (KG)
		L - W	P - D	H - H	
040	C	400	420	185	



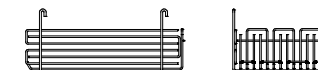
**Portaspezie due piani.**  
Spice rack with two shelves.

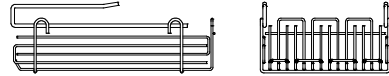
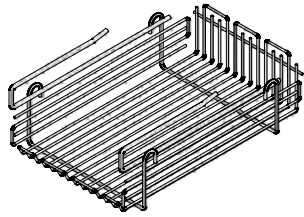
CODICE CODE	FINITURA FINISH	ARTICOLO - ITEM			PORTATA KG CAPACITY (KG)
		L - W	P - D	H - H	
010C2	C	400	75	315	
010C2	C	450	75	315	



**Cesto ad aggancio per ripiano grigliato.**  
Hooking basket for wire grille shelf.

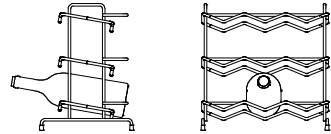
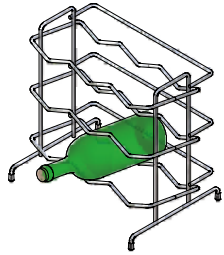
CODICE CODE	FINITURA FINISH	ARTICOLO - ITEM			PORTATA KG CAPACITY (KG)
		L - W	P - D	H - H	
041	C	270	430	160	





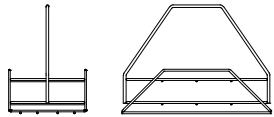
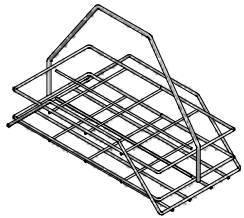
Cesto ad innesto sottoripiano.  
Undershelf basket.

CODICE CODE	FINITURA FINISH	ARTICOLO - ITEM			PORTATA KG CAPACITY (KG)
		L - W	P - D	H - H	
042	C	270	425	140	



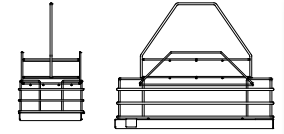
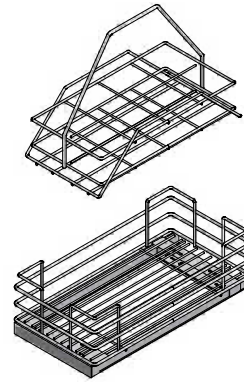
Portabottiglie da appoggio.  
Free-standing bottle rack.

CODICE CODE	FINITURA FINISH	ARTICOLO - ITEM			PORTATA KG CAPACITY (KG)
		L - W	P - D	H - H	
043/9	C	350	250	340	
043/15	C	550	250	340	



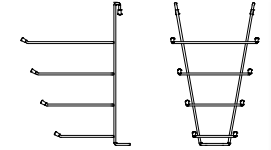
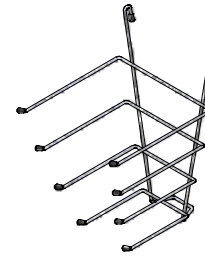
Cestello portabottiglie.  
Bottle basket.

CODICE CODE	FINITURA FINISH	ARTICOLO - ITEM			PORTATA KG CAPACITY (KG)
		L - W	P - D	H - H	
044	C	210	400	300	




Cestello portabottiglie su carrello (asportabile).  
Trolley-mounted bottle basket (removable).

CODICE CODE	FINITURA FINISH	ARTICOLO - ITEM			PORTATA KG CAPACITY (KG)
		L - W	P - D	H - H	
044E	C	220	450	340	25



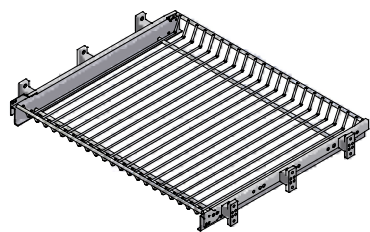
Portacoperchi ad aggancio per ripiano grigliato.  
Hooking lid holder for wire grille shelf.

CODICE CODE	FINITURA FINISH	ARTICOLO - ITEM			PORTATA KG CAPACITY (KG)
		L - W	P - D	H - H	
045	C	220	220	360	



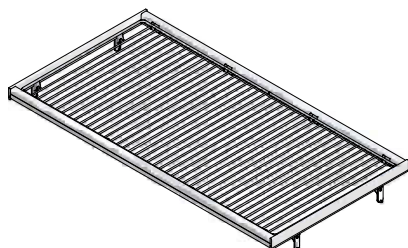
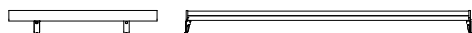
Ripiano grigliato cromato.  
Chrome-plated wire grille shelf.

CODICE CODE	FINITURA FINISH	ARTICOLO - ITEM		PORTATA KG CAPACITY (KG)
		L - W	P - D	
400/45-30	C	450	300	30
400/45-45			450	
400/60-30	C	600	300	30
400/60-45			450	
400/80-30	C	800	300	30
400/80-45			450	
400/90-30	C	900	300	30
400/90-45			450	
400/120-30	C	1200	300	30
400/120-45			450	



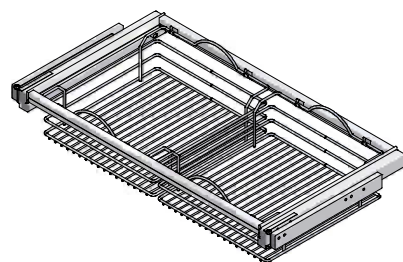
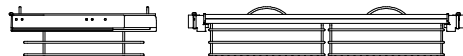
Ripiano grigliato cromato estraibile.  
Chrome-plated extractable wire grille shelf.

CODICE CODE	FINITURA FINISH	ARTICOLO - ITEM		PORTATA KG CAPACITY (KG)
		L - W	P - D	
402D/50-45	C	300	450	25
402D/50-50			500	
402D/40-45	C	400	450	25
402D/40-50			500	
402D/45-45	C	450	450	25
402D/45-50			500	
402D/60-45	C	600	450	25
402D/60-50			500	
402D/80-45	C	800	450	25
402D/80-50			500	
402D/90-45	C	900	450	25
402D/90-50			500	



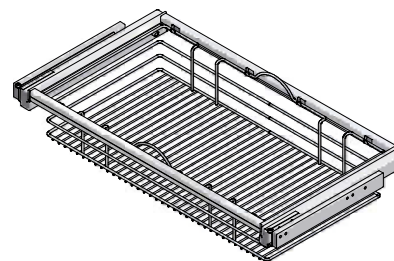
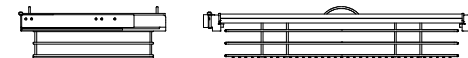
Ripiano fisso in filo cromato con telaio in alluminio.  
Fixed chrome-plated wire shelf with aluminium frame.

CODICE CODE	FINITURA FINISH	ARTICOLO - ITEM		PORTATA KG CAPACITY (KG)
		L - W	P - D	
408/60-30	C	600	300	30
408/60-45			450	
408/90-30	C	900	300	30
408/90-45			450	
408/120-30	C	1200	300	30
408/120-45			450	



Telaio estraibile in alluminio con due cesti asportabili in filo cromato - estrazione totale con o senza soft.  
Extractable aluminium frame with two removable chrome-plated wire baskets - total extraction with or without the soft close feature.

CODICE CODE	SOFT SOFT	FINITURA FINISH	ARTICOLO - ITEM		PORTATA KG CAPACITY (KG)
			L - W	P - D	
418/90-45	Y	C	900	450	30
418/120-45	Y	C	1200	450	30



Telaio estraibile in alluminio con 1 cesto asportabile in filo cromato - estrazione totale con o senza soft.  
Extractable aluminium frame with one removable chrome-plated wire basket - total extraction with or without the soft close feature.

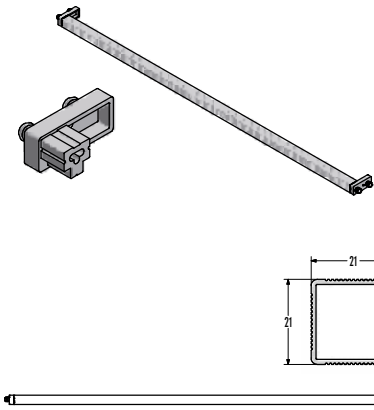
CODICE CODE	SOFT SOFT	FINITURA FINISH	ARTICOLO - ITEM		PORTATA KG CAPACITY (KG)
			L - W	P - D	
458/90-45	Y	C	900	450	30

# Profili sottotop in alluminio

## Aluminium under-counter edging profiles

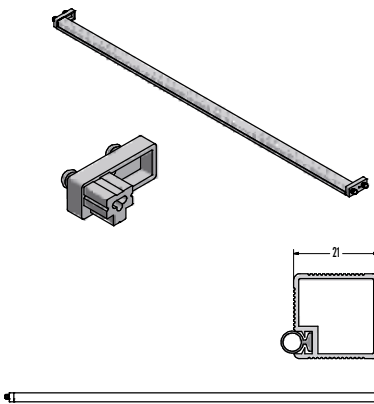
UNA INNOVAZIONE TECNOLOGICA CHE SI ADATTA A TUTTI GLI STILI. | A TECHNOLOGICAL INNOVATION WHICH ADAPTS TO ALL STYLES.

- PROFILI CON SUPPORTI IN MATERIALE PLASTICO PERSONALIZZABILI SU FORATURA DEL CLIENTE.  
- EDGING PROFILES WITH PLASTIC SUPPORTS WHICH MAY BE PERSONALISED BY THE CUSTOMER THROUGH DRILLING.



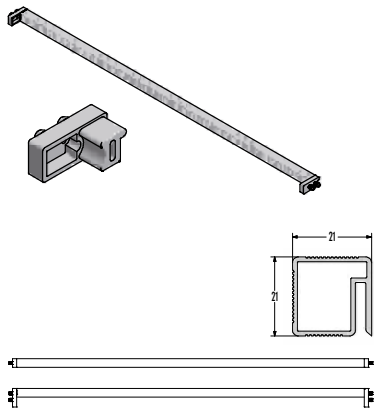
Profilo sottotop anteriore mm 21x21.  
Front under-counter edging profile 21x21 mm.

CODICE CODE	SOFT SOFT	FINITURA FINISH	MISURA PROFILO EDGING PROFILE MEASUREMENT		
			MOBILE CABINET L - W	P - D	H - H
001/15	/	AL	150	21	21
001/20	/	AL	200	21	21
001/30	/	AL	300	21	21
001/40	/	AL	400	21	21
001/45	/	AL	450	21	21
001/60	/	AL	600	21	21
001/80	/	AL	800	21	21
001/90	/	AL	900	21	21
001/100	/	AL	1000	21	21
001/105	/	AL	1050	21	21
001/120	/	AL	1200	21	21



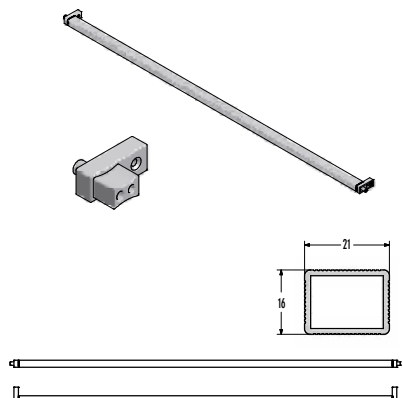
Profilo sottotop anteriore mm 21x21 con parapolvere.  
Front under-counter edging profile 21x21 mm with dust cover.

CODICE CODE	SOFT SOFT	FINITURA FINISH	MISURA PROFILO EDGING PROFILE MEASUREMENT		
			MOBILE CABINET L - W	P - D	H - H
001P/15	/	AL	150	21	21
001P/20	/	AL	200	21	21
001P/30	/	AL	300	21	21
001P/40	/	AL	400	21	21
001P/45	/	AL	450	21	21
001P/60	/	AL	600	21	21
001P/80	/	AL	800	21	21
001P/90	/	AL	900	21	21
001P/100	/	AL	1000	21	21
001P/105	/	AL	1050	21	21
001P/120	/	AL	1200	21	21



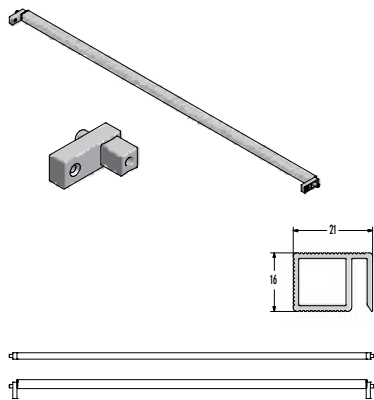
Profilo sottotop posteriore mm 21x21.  
Rear under-counter edging profile 21x21 mm.

CODICE CODE	SOFT SOFT	FINITURA FINISH	MOBILE CABINET	MISURA PROFILO EDGING PROFILE MEASUREMENT		
				L - W	P - D	H - H
002/15	/	AL	150	21	21	
002/20	/	AL	200	21	21	
002/30	/	AL	300	21	21	
002/40	/	AL	400	21	21	
002/45	/	AL	450	21	21	
002/60	/	AL	600	21	21	
002/80	/	AL	800	21	21	
002/90	/	AL	900	21	21	
002/100	/	AL	1000	21	21	
002/105	/	AL	1050	21	21	
002/120	/	AL	1200	21	21	



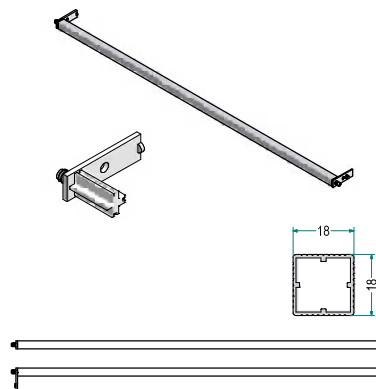
Profilo sottotop anteriore mm 16x21.  
Front under-counter edging profile 16x21 mm.

CODICE CODE	SOFT SOFT	FINITURA FINISH	MOBILE CABINET	MISURA PROFILO EDGING PROFILE MEASUREMENT		
				L - W	P - D	H - H
001S/15	/	AL	150	16	21	
001S/20	/	AL	200	16	21	
001S/30	/	AL	300	16	21	
001S/40	/	AL	400	16	21	
001S/45	/	AL	450	16	21	
001S/60	/	AL	600	16	21	
001S/80	/	AL	800	16	21	
001S/90	/	AL	900	16	21	
001S/100	/	AL	1000	16	21	
001S/105	/	AL	1050	16	21	
001S/120	/	AL	1200	16	21	



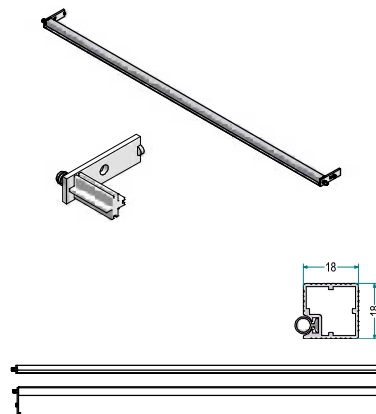
Profilo sottotop posteriore mm 16x21.  
Rear under-counter edging profile 16x21 mm.

CODICE CODE	SOFT SOFT	FINITURA FINISH	MOBILE CABINET	MISURA PROFILO EDGING PROFILE MEASUREMENT		
				L - W	P - D	H - H
002S/15	/	AL	150	16	21	
002S/20	/	AL	200	16	21	
002S/30	/	AL	300	16	21	
002S/40	/	AL	400	16	21	
002S/45	/	AL	450	16	21	
002S/60	/	AL	600	16	21	
002S/80	/	AL	800	16	21	
002S/90	/	AL	900	16	21	
002S/100	/	AL	1000	16	21	
002S/105	/	AL	1050	16	21	
002S/120	/	AL	1200	16	21	



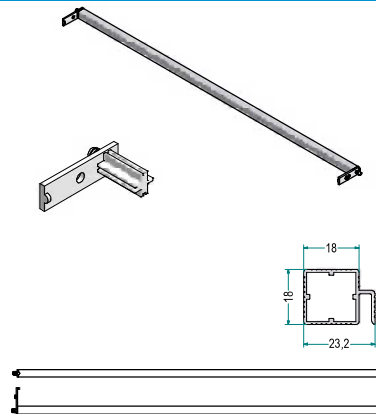
Profilo Sottotop Anteriore mm 18 X 18 - Serie EQO.  
Front Under-Counter Edging Profile 18 X 18 mm - EQO Range.

CODICE CODE	SOFT SOFT	FINITURA FINISH	MOBILE CABINET	MISURA PROFILO EDGING PROFILE MEASUREMENT		
				L - W	P - D	H - H
001EN/15	/	AL	150	18	18	
001EN/20	/	AL	200	18	18	
001EN/30	/	AL	300	18	18	
001EN/40	/	AL	400	18	18	
001EN/45	/	AL	450	18	18	
001EN/60	/	AL	600	18	18	
001EN/80	/	AL	800	18	18	
001EN/90	/	AL	900	18	18	
001EN/100	/	AL	1000	18	18	
001EN/105	/	AL	1050	18	18	
001EN/120	/	AL	1200	18	18	



Profilo sottotop anteriore mm 18 x 18 con parapolvere - serie EQO.  
Front under-counter edging profile 18 x 18 mm with dust cover - EQO range.

CODICE CODE	SOFT SOFT	FINITURA FINISH	MOBILE CABINET	MISURA PROFILO EDGING PROFILE MEASUREMENT		
				L - W	P - D	H - H
001EP/15	/	AL	150	18	18	
001EP/20	/	AL	200	18	18	
001EP/30	/	AL	300	18	18	
001EP/40	/	AL	400	18	18	
001EP/45	/	AL	450	18	18	
001EP/60	/	AL	600	18	18	
001EP/80	/	AL	800	18	18	
001EP/90	/	AL	900	18	18	
001EP/100	/	AL	1000	18	18	
001EP/105	/	AL	1050	18	18	
001EP/120	/	AL	1200	18	18	



Profilo sottotop posteriore mm 18 x 18 - serie EQO.  
Rear under-counter edging profile 18 x 18 mm - EQO range.

CODICE CODE	SOFT SOFT	FINITURA FINISH	MOBILE CABINET	MISURA PROFILO EDGING PROFILE MEASUREMENT		
				L - W	P - D	H - H
002E/15	/	AL	150	18	18	
002E/20	/	AL	200	18	18	
002E/30	/	AL	300	18	18	
002E/40	/	AL	400	18	18	
002E/45	/	AL	450	18	18	
002E/60	/	AL	600	18	18	
002E/80	/	AL	800	18	18	
002E/90	/	AL	900	18	18	
002E/100	/	AL	1000	18	18	
002E/105	/	AL	1050	18	18	
002E/120	/	AL	1200	18	18	



- 148 Contenitori per raccolta differenziata e pattumiere  
Recycling containers and dustbin
- 160 Portaposate e accessori  
Cutlery holder and accessories

Divisione Plast



# contenitori per raccolta differenziata e pattumiere

recycling containers  
and dustbin

97DA/602 (H. 300 mm) - 97DB/602 (H. 230 mm)



- CONTENITORI PER RACCOLTA DIFFERENZIATA PER MOBILE DA 600 mm
- RECYCLING CONTAINERS FOR FURNITURE MM 600



**COMPOSIZIONE:**  
n.1 vassoio portaseccchi  
n.2 secchi grandi (da L16 per h.300 - da L12 per h.230) completi di coperchi (asportabili)  
n.2 vaschette portaoggetti (asportabili)  
**CARATTERISTICHE:**  
manici mobili con sistema ferma sacchetto  
manici colorati per facilitazione raccolta differenziata  
materiale di produzione atossico  
**COLORI:**  
vassoio: grigio metallizzato  
secchi: grigio antracite  
vaschette: grigio chiaro  
**IMBALLAGGIO:**  
1 pz per scatola

**COMPRISING:**  
no.1 bin holding tray  
no.2 big bins (L16 for 300 mm h - L12 for 230 mm h.) with lid (removable)  
no.2 small trays (removable)  
**FEATURES:**  
movable handles with bag holding system  
coloured handles to facilitate separate waste collection made with non-toxic materials  
**COLOURS:**  
tray: metallic grey  
bins: dark grey  
small trays: light grey  
**PACKING:**  
1 item per box

97DA/6012 (H. 300 mm)



- CONTENITORI PER RACCOLTA DIFFERENZIATA PER MOBILE DA 600 mm
- RECYCLING CONTAINERS FOR FURNITURE MM 600



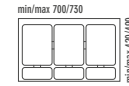
**COMPOSIZIONE:**  
n.1 vassoio portaseccchi  
n.1 secchio da L16 completo di coperchio (asportabile)  
n.2 secchi da L7,5 completi di coperchi (asportabili)  
n.2 vaschette portaoggetti (asportabili)  
**CARATTERISTICHE:**  
manici mobili con sistema ferma sacchetto  
manici colorati per facilitazione raccolta differenziata  
materiale di produzione atossico  
**COLORI:**  
vassoio: grigio metallizzato  
secchi: grigio antracite  
vaschette: grigio chiaro  
**IMBALLAGGIO:**  
1 pz per scatola

**COMPRISING:**  
no.1 bin holding tray  
no.1 bin (L=16) with lid (removable)  
no.2 bins (L=7.5) with lids (removable)  
no.2 small trays (removable)  
**FEATURES:**  
movable handles with bag holding system  
coloured handles to facilitate separate waste collection made with non-toxic materials  
**COLOURS:**  
tray: metallic grey  
bins: dark grey  
small trays: light grey  
**PACKING:**  
1 item per box

97DA/802D (H. 300 mm) - 97DB/802D (H. 230 mm)



- CONTENITORI PER RACCOLTA DIFFERENZIATA PER MOBILE DA 800 mm
- RECYCLING CONTAINERS FOR FURNITURE MM 800



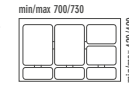
**COMPOSIZIONE:**  
n.1 vassoio portaseccchi  
n.2 secchi grandi (da L16 per h.300 - da L12 per h.230) completi di coperchi (asportabili)  
n.3 vaschette portaoggetti (asportabili)  
n.1 cestello portadetersivi (asportabile)  
**CARATTERISTICHE:**  
manici mobili con sistema ferma sacchetto  
manici colorati per facilitazione raccolta differenziata  
materiale di produzione atossico  
**COLORI:**  
vassoio: grigio metallizzato  
secchi: grigio antracite  
vaschette: grigio chiaro  
portadetersivi: cromo  
**IMBALLAGGIO:**  
1 pz per scatola

**COMPRISING:**  
no.1 bin holding tray  
no.2 big bins (L16 for 300 mm h. - L12 for 230 mm h.) with lid (removable)  
no.3 small trays (removable)  
no.1 detergent holding basket  
**FEATURES:**  
movable handles with bag holding system  
coloured handles to facilitate separate waste collection made with non-toxic materials  
**COLOURS:**  
tray: metallic grey  
bins: dark grey  
small trays: light grey  
detergent holder: chrome  
**PACKING:**  
1 item per box

97DA/8012D (H. 300 mm)



- CONTENITORI PER RACCOLTA DIFFERENZIATA PER MOBILE DA 800 mm
- RECYCLING CONTAINERS FOR FURNITURE MM 800



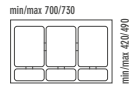
**COMPOSIZIONE:**  
n.1 vassoio portaseccchi  
n.2 secchi da L16 completo di coperchio (asportabile)  
n.3 vaschette portaoggetti (asportabili)  
n.1 cestello portadetersivi  
**CARATTERISTICHE:**  
manici mobili con sistema ferma sacchetto  
manici colorati per facilitazione raccolta differenziata  
materiale di produzione atossico  
**COLORI:**  
vassoio: grigio metallizzato  
secchi: grigio antracite  
vaschette: grigio chiaro  
portadetersivi: cromo  
**IMBALLAGGIO:**  
1 pz per scatola

**COMPRISING:**  
no.1 bin holding tray  
no.1 bin (L=16) with lid (removable)  
no.2 bins (L=7.5) with lids (removable)  
no.3 small trays (removable)  
no.1 detergent holding basket  
**FEATURES:**  
movable handles with bag holding system  
coloured handles to facilitate separate waste collection made with non-toxic materials  
**COLOURS:**  
tray: metallic grey  
bins: dark grey  
small trays: light grey  
detergent holder: chrome  
**PACKING:**  
1 item per box

97DA/803 (H. 300 mm) - 97DB/803 (H. 230 mm)



- CONTENITORI PER RACCOLTA DIFFERENZIATA PER MOBILE DA 800 mm
- RECYCLING CONTAINERS FOR FURNITURE MM 800



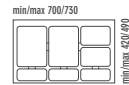
**COMPOSIZIONE:**  
n.1 vassoio portaseccchi  
n.3 secchi grandi (da L16 per h.300 - da L12 per h.230) completi di coperchi (asportabili)  
n.3 vaschette portaoggetti (asportabili)  
**CARATTERISTICHE:**  
manici mobili con sistema ferma sacchetto  
manici colorati per facilitazione raccolta differenziata  
materiale di produzione atossico  
**COLORI:**  
vassoio: grigio metallizzato  
secchi: grigio antracite  
vaschette: grigio chiaro  
**IMBALLAGGIO:**  
1 pz per scatola

**COMPRISING:**  
no.1 bin holding tray  
no.3 big bins (L16 for 300 mm h. - L12 for 230 mm h.) with lid (removable)  
no.3 small trays (removable)  
**FEATURES:**  
Movable Handles With Bag Holding System  
Coloured Handles To Facilitate Separate Waste Collection Made With Non-toxic Materials  
**COLOURS:**  
tray: metallic grey  
bins: dark grey  
small trays: light grey  
**PACKING:**  
1 item per box

97DA/8022 (H. 300 mm)



- CONTENITORI PER RACCOLTA DIFFERENZIATA PER MOBILE DA 800 mm
- RECYCLING CONTAINERS FOR FURNITURE MM 800



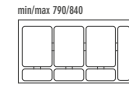
**COMPOSIZIONE:**  
n.1 vassoio portaseccchi  
n.2 secchi da L16 completi di coperchi (asportabili)  
n.2 secchi da L7,5 completi di coperchi (asportabili)  
n.3 vaschette portaoggetti (asportabili)  
**CARATTERISTICHE:**  
manici mobili con sistema ferma sacchetto  
manici colorati per facilitazione raccolta differenziata  
materiale di produzione atossico  
**COLORI:**  
vassoio: grigio metallizzato  
secchi: grigio antracite  
vaschette: grigio chiaro  
portadetersivi: cromo  
**IMBALLAGGIO:**  
1 pz per scatola

**COMPRISING:**  
no.1 bin holding tray  
no.2 big bins (L16) with lid (removable)  
no.2 bins (L=7.5) with lids (removable)  
no.3 small trays (removable)  
**FEATURES:**  
movable handles with bag holding system  
coloured handles to facilitate separate waste collection made with non-toxic materials  
**COLOURS:**  
tray: metallic grey  
bins: dark grey  
small trays: light grey  
detergent holder: chrome  
**PACKING:**  
1 item per box

97DA/903 (H. 300 mm) - 97DB/903 (H. 230 mm)



- CONTENITORI PER RACCOLTA DIFFERENZIATA PER MOBILE DA 900 mm
- RECYCLING CONTAINERS FOR FURNITURE MM 900



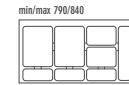
**COMPOSIZIONE:**  
n.1 vassoio portaseccchi  
n.3 secchi grandi (da L16 per h.300 - da L12 per h.230) completi di coperchi (asportabili)  
n.3 vaschette portaoggetti (asportabili)  
**CARATTERISTICHE:**  
manici mobili con sistema ferma sacchetto  
manici colorati per facilitazione raccolta differenziata  
materiale di produzione atossico  
**COLORI:**  
vassoio: grigio metallizzato  
secchi: grigio antracite  
vaschette: grigio chiaro  
**IMBALLAGGIO:**  
1 pz per scatola

**COMPRISING:**  
no.1 bin holding tray  
no.3 big bins (L16 for 300 mm h. - L12 for 230 mm h.) with lid (removable)  
no.3 small trays (removable)  
**FEATURES:**  
movable handles with bag holding system  
coloured handles to facilitate separate waste collection made with non-toxic materials  
**COLOURS:**  
tray: metallic grey  
bins: dark grey  
small trays: light grey  
**PACKING:**  
1 item per box

97DA/9022 (H. 300 mm)



- CONTENITORI PER RACCOLTA DIFFERENZIATA PER MOBILE DA 900 mm
- RECYCLING CONTAINERS FOR FURNITURE MM 900



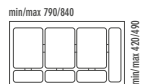
**COMPOSIZIONE:**  
n.1 vassoio portaseccchi  
n.2 secchi da L16 completi di coperchi (asportabili)  
n.2 secchi da L7,5 completi di coperchi (asportabili)  
n.3 vaschette portaoggetti (asportabili)  
**CARATTERISTICHE:**  
manici mobili con sistema ferma sacchetto  
manici colorati per facilitazione raccolta differenziata  
materiale di produzione atossico  
**COLORI:**  
vassoio: grigio metallizzato  
secchi: grigio antracite  
vaschette: grigio chiaro  
**IMBALLAGGIO:**  
1 pz per scatola

**COMPRISING:**  
no.1 bin holding tray  
no.2 bins (L16) with lid (removable)  
no.2 bins (L7.5) with lids (removable)  
no.3 small trays (removable)  
**FEATURES:**  
movable handles with bag holding system  
coloured handles to facilitate separate waste collection made with non-toxic materials  
**COLOURS:**  
tray: metallic grey  
bins: dark grey  
small trays: light grey  
**PACKING:**  
1 item per box

97DA/902D (H. 300 mm) – 97DB/902D (H. 230 mm)



• CONTENITORI PER RACCOLTA DIFFERENZIATA PER MOBILE DA 900 mm  
• RECYCLING CONTAINERS FOR FURNITURE MM 900



**COMPOSIZIONE:**  
n.1 vassoio portasecchi  
n.2 secchi grandi (da L16 per h.300 – da L12 per h.230)  
completi di coperchi (asportabili)  
n.3 vaschette portaoggetti (asportabili)  
n.1 cestello portadetersivi  
n.1 cestello portacarta

**CARATTERISTICHE:**

manici mobili con sistema ferma sacchetto  
manici colorati per facilitazione raccolta differenziata  
materiale di produzione atossico

**COLORI:**

vassoio: grigio metallizzato  
secchi: grigio antracite  
vaschette: grigio chiaro  
portadetersivi: cromo  
portacarta: cromo

**IMBALLAGGIO:**

1 pz per scatola

**COMPRISING:**  
no.1 bin holding tray  
no.2 big bins (L16 for 300 mm h. – L12 for 230 mm h.)  
with lid (removable)  
no.3 small trays (removable)  
no.1 detergent holding basket  
no.1 paper holding basket

**FEATURES:**

movable handles with bag holding system  
coloured handles to facilitate separate waste collection  
made with non-toxic materials

**COLOURS:**

tray: metallic grey  
bins: dark grey  
small trays: light grey  
detergent holder: chrome  
paper holder: chrome

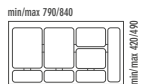
**PACKING:**

1 item per box

97DA/9012D (H. 300 mm)



• CONTENITORI PER RACCOLTA DIFFERENZIATA PER MOBILE DA 900 mm  
• RECYCLING CONTAINERS FOR FURNITURE MM 900



**COMPOSIZIONE:**  
n.1 vassoio portasecchi  
n.1 secchio da L16 completo di coperchio (asportabile)  
n.2 secchi da L7,5 completi di coperchi (asportabili)  
n.3 vaschette portaoggetti (asportabili)  
n.1 cestello portadetersivi  
n.1 cestello portacarta

**CARATTERISTICHE:**

manici mobili con sistema ferma sacchetto  
manici colorati per facilitazione raccolta differenziata  
materiale di produzione atossico

**COLORI:**

vassoio: grigio metallizzato  
secchi: grigio antracite  
vaschette: grigio chiaro  
**IMBALLAGGIO:**  
1 pz per scatola


**COMPRISING:**  
no.1 bin holding tray  
no.1 bin (=L16) with lid (removable)  
no.2 bins (=L7.5) with lids (removable)  
no.3 small trays (removable)  
no.1 detergent holding basket  
no.1 paper holding basket

**FEATURES:**

movable handles with bag holding system  
coloured handles to facilitate separate waste collection  
made with non-toxic materials

**COLOURS:**

tray: metallic grey  
bins: dark grey  
small trays: light grey  
**PACKING:**  
1 item per box

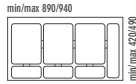




97DA/1003 (H. 300 mm) – 97DB/1003 (H. 230 mm)



• CONTENITORI PER RACCOLTA DIFFERENZIATA PER MOBILE DA 1000 mm  
• RECYCLING CONTAINERS FOR FURNITURE MM 1000



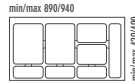
**COMPOSIZIONE:**  
n.1 vassoio portaseccchi  
n.3 secchi grandi (da L16 per h.300 - da L12 per h.230) completi di coperchi (asportabili)  
n.3 vaschette portaoggetti (asportabili)  
**CARATTERISTICHE:**  
manici mobili con sistema ferma sacchetto  
manici colorati per facilitazione raccolta differenziata materiale di produzione atossico  
**COLORI:**  
vassoio: grigio metallizzato  
secchi: grigio antracite  
vaschette: grigio chiaro  
**IMBALLAGGIO:**  
1 pz per scatola

**COMPRISING:**  
no.1 bin holding tray  
no.3 big bins (L16 for 300 mm h. - L12 for 230 mm h.) with lid (removable)  
no.3 small trays (removable)  
**FEATURES:**  
movable handles with bag holding system  
coloured handles to facilitate separate waste collection made with non-toxic materials  
**COLOURS:**  
tray: metallic grey  
bins: dark grey  
small trays: light grey  
**PACKING:**  
1 item per box

97DA/1022 (H. 300 mm)



• CONTENITORI PER RACCOLTA DIFFERENZIATA PER MOBILE DA 1000 mm  
• RECYCLING CONTAINERS FOR FURNITURE MM 1000



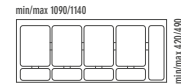
**COMPOSIZIONE:**  
n.1 vassoio portaseccchi  
n.2 secchi da L16 completi di coperchi (asportabili)  
n.2 secchi da L7,5 completi di coperchi (asportabili)  
n.3 vaschette portaoggetti (asportabili)  
**CARATTERISTICHE:**  
manici mobili con sistema ferma sacchetto  
manici colorati per facilitazione raccolta differenziata materiale di produzione atossico  
**COLORI:**  
vassoio: grigio metallizzato  
secchi: grigio antracite  
vaschette: grigio chiaro  
**IMBALLAGGIO:**  
1 pz per scatola

**COMPRISING:**  
no.1 bin holding tray  
no.2 bins (L16) with lid (removable)  
no.2 bins (L7.5) with lids (removable)  
no.3 small trays (removable)  
**FEATURES:**  
movable handles with bag holding system  
coloured handles to facilitate separate waste collection made with non-toxic materials  
**COLOURS:**  
tray: metallic grey  
bins: dark grey  
small trays: light grey  
**PACKING:**  
1 item per box

97DA/1203D (H. 300 mm) – 97DB/1203D (H. 230 mm)



• CONTENITORI PER RACCOLTA DIFFERENZIATA PER MOBILE DA 1200 mm  
• RECYCLING CONTAINERS FOR FURNITURE MM 1200



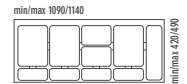
**COMPOSIZIONE:**  
n.1 vassoio portaseccchi  
n.3 secchi grandi (da L16 per h.300 - da L12 per h.230) completi di coperchi (asportabili)  
n.4 vaschette portaoggetti (asportabili)  
n.1 cestello portadetersivi  
**CARATTERISTICHE:**  
manici mobili con sistema ferma sacchetto  
manici colorati per facilitazione raccolta differenziata materiale di produzione atossico  
**COLORI:**  
vassoio: grigio metallizzato  
secchi: grigio antracite  
vaschette: grigio chiaro  
portadetersivi: cromo  
portacarta: cromo  
**IMBALLAGGIO:**  
1 pz per scatola

**COMPRISING:**  
no.1 bin holding tray  
no.3 big bins (L16 for 300 mm h. - L12 for 230 mm h.) with lid (removable)  
no.4 small trays (removable)  
no.1 detergent holding basket  
**FEATURES:**  
movable handles with bag holding system  
coloured handles to facilitate separate waste collection made with non-toxic materials  
**COLOURS:**  
tray: metallic grey  
bins: dark grey  
small trays: light grey  
detergent holder: chrome  
paper holder: chrome  
**PACKING:**  
1 item per box

97DA/12022D (H. 300 mm)



• CONTENITORI PER RACCOLTA DIFFERENZIATA PER MOBILE DA 1200 mm  
• RECYCLING CONTAINERS FOR FURNITURE MM 1200



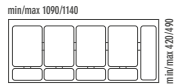
**COMPOSIZIONE:**  
n.1 vassoio portaseccchi  
n.2 secchi da L16 completi di coperchi (asportabili)  
n.4 vaschette portaoggetti (asportabili)  
n.1 cestello portadetersivi  
**CARATTERISTICHE:**  
manici mobili con sistema ferma sacchetto  
manici colorati per facilitazione raccolta differenziata materiale di produzione atossico  
**COLORI:**  
vassoio: grigio metallizzato  
secchi: grigio antracite  
vaschette: grigio chiaro  
portadetersivi: cromo  
portacarta: cromo  
**IMBALLAGGIO:**  
1 pz per scatola

**COMPRISING:**  
no.1 bin holding tray  
no.2 bins (L16) with lid (removable)  
no.2 bins (L7.5) with lids (removable)  
no.4 small trays (removable)  
no.1 detergent holding basket  
**FEATURES:**  
movable handles with bag holding system  
coloured handles to facilitate separate waste collection made with non-toxic materials  
**COLOURS:**  
tray: metallic grey  
bins: dark grey  
small trays: light grey  
detergent holder: chrome  
paper holder: chrome  
**PACKING:**  
1 item per box

97DA/1204 (H. 300 mm) – 97DB/1204 (H. 230 mm)



• CONTENITORI PER RACCOLTA DIFFERENZIATA PER MOBILE DA 1200 mm  
• RECYCLING CONTAINERS FOR FURNITURE MM 1200



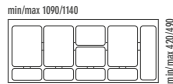
**COMPOSIZIONE:**  
n.1 vassoio portaseccchi  
n.4 secchi grandi (da L16 per h.300 - da L12 per h.230) completi di coperchi (asportabili)  
n.4 vaschette portaoggetti (asportabili)  
**CARATTERISTICHE:**  
manici mobili con sistema ferma sacchetto  
manici colorati per facilitazione raccolta differenziata materiale di produzione atossico  
**COLORI:**  
vassoio: grigio metallizzato  
secchi: grigio antracite  
vaschette: grigio chiaro  
**IMBALLAGGIO:**  
1 pz per scatola

**COMPRISING:**  
no.1 bin holding tray  
no.4 big bins (L16 for 300 mm h. - L12 for 230 mm h.) with lid (removable)  
no.4 small trays (removable)  
**FEATURES:**  
movable handles with bag holding system  
coloured handles to facilitate separate waste collection made with non-toxic materials  
**COLOURS:**  
tray: metallic grey  
bins: dark grey  
small trays: light grey  
**PACKING:**  
1 item per box

97DA/12032 (H. 300 mm)



• CONTENITORI PER RACCOLTA DIFFERENZIATA PER MOBILE DA 1200 mm  
• RECYCLING CONTAINERS FOR FURNITURE MM 1200



**COMPOSIZIONE:**  
n.1 vassoio portaseccchi  
n.3 secchi da L16 completi di coperchi (asportabili)  
n.2 secchi da L7,5 completi di coperchi (asportabili)  
n.4 vaschette portaoggetti (asportabili)  
**CARATTERISTICHE:**  
manici mobili con sistema ferma sacchetto  
manici colorati per facilitazione raccolta differenziata materiale di produzione atossico  
**COLORI:**  
vassoio: grigio metallizzato  
secchi: grigio antracite  
vaschette: grigio chiaro  
**IMBALLAGGIO:**  
1 pz per scatola

**COMPRISING:**  
no.1 bin holding tray  
no.3 bins (L16) with lid (removable)  
no.2 bins (L7.5) with lids (removable)  
no.4 small trays (removable)  
**FEATURES:**  
movable handles with bag holding system  
coloured handles to facilitate separate waste collection made with non-toxic materials  
**COLOURS:**  
tray: metallic grey  
bins: dark grey  
small trays: light grey  
**PACKING:**  
1 item per box

97DX (H. 265 mm)



• PATTUMIERA INOX DA CASSETTO CON COPERCHIO BASCULANTE  
• STAINLESS STEEL DRAWER DUSTBIN WITH FLIP TOP LID



**COMPOSIZIONE:**  
n.2 secchi da L15 (asportabili)  
n.1 coperchio basculante  
**CARATTERISTICHE:**  
secchi in acciaio inox 18/8 aisi 304  
materiale di produzione atossico  
**COLORI:**  
coperchio: grigio chiaro  
**IMBALLAGGIO:**  
1 pz per scatola

**COMPRISING:**  
no.2 bins (L15) (removable)  
no.1 flip top lid  
**FEATURES:**  
bins in stainless steel 18/8 aisi 304  
made with non-toxic materials  
**COLOURS:**  
lid: light grey  
**PACKING:**  
1 item per box

97 (H. 310 mm)



• PATTUMIERA ROTONDA DA ANTA  
• ROUND DUSTBIN FOR DOOR



**COMPOSIZIONE:**  
n.1 secchio contenitore da L. 12  
n.1 secchio interno asportabile  
**CARATTERISTICHE:**  
materiale di produzione atossico  
**COLORI:**  
bianco (b)  
beige (be)  
grigio (g)  
**IMBALLAGGIO:**  
1 pz per scatola  
8 pz per scatola

**COMPRISING:**  
no.1 container bin (L. 12)  
no.1 internal bin removable  
**FEATURES:**  
made with non-toxic materials  
**COLOURS:**  
white (b)  
beige (be)  
grey (g)  
**PACKING:**  
1 item per box  
8 items per box





97DE/3 (H. 385 mm) DISCOVERY 3



- PATTUMIERA ESTRAIBILE A 2 SECCHI COPERCHIO BASCULANTE
- PULL-OUT 2 BINS DUSTBIN FLIP TOP LID



**COMPOSIZIONE:**

- n.1 vassoio estraibile portasecchi completo di coperchio basculante
- n.2 secchi da L16 (asportabili)

**CARATTERISTICHE:**

- apertura manuale
- estrazione con guide "quadro"
- manici mobili con sistema ferma sacchetto
- manici colorati per facilitazione raccolta differenziata
- materiale di produzione atossico

**COLORI:**

- vassoio: grigio chiaro
- secchi: bianco
- coperchio: grigio chiaro

**IMBALLAGGIO:**

- 1 pz per scatola

**COMPRISING:**

- no.1 pull-out bin holding tray with flip top lid
- no.2 bins (L16) (removable)

**FEATURES:**

- manual pulling out
- "quadro" slides pulling out
- movable handles with bag holding system
- coloured handles to facilitate separate waste collection
- made with non-toxic materials

**COLOURS:**

- tray: light grey
- bins: white
- lid: light grey

**PACKING:**

- 1 item per box

97DE/4 (H. 385 mm) DISCOVERY 4



- PATTUMIERA ESTRAIBILE A 3 SECCHI COPERCHIO BASCULANTE
- PULL-OUT 3 BINS DUSTBIN FLIP TOP LID



**COMPOSIZIONE:**

- n.1 vassoio estraibile portasecchi completo di coperchio basculante
- n.1 secchio da L16 (asportabile)
- n.2 secchi da L7,5 (asportabili)

**CARATTERISTICHE:**

- apertura manuale
- estrazione con guide "quadro"
- manici mobili con sistema ferma sacchetto
- manici colorati per facilitazione raccolta differenziata
- materiale di produzione atossico

**COLORI:**

- vassoio: grigio chiaro
- secchi: bianco
- coperchio: grigio chiaro

**IMBALLAGGIO:**

- 1 pz per scatola

**COMPRISING:**

- no.1 pull-out bin holding tray with flip top lid
- no.1 bin (L=16) (removable)
- no.2 bins (L=7,5) (removable)

**FEATURES:**

- manual pulling out
- "quadro" slides pulling out
- movable handles with bag holding system
- coloured handles to facilitate separate waste collection
- made with non-toxic materials

**COLOURS:**

- tray: light grey
- bins: white
- lid: light grey

**PACKING:**

- 1 item per box

97DE/1 (H. 355 mm) DISCOVERY 1



- PATTUMIERA ESTRAIBILE A 2 SECCHI COPERCHI SINGOLI
- PULL-OUT 2 BINS DUSTBIN INDIVIDUAL LIDS



**COMPOSIZIONE:**

- n.1 vassoio estraibile portasecchi
- n.2 secchi da L16 completi di coperchi (asportabili)

**CARATTERISTICHE:**

- apertura manuale
- estrazione con guide "quadro"
- manici mobili con sistema ferma sacchetto
- manici colorati per facilitazione raccolta differenziata
- materiale di produzione atossico

**COLORI:**

- vassoio: grigio chiaro
- secchi: bianco
- coperchi: bianco

**IMBALLAGGIO:**

- 1 pz per scatola

**COMPRISING:**

- no.1 pull-out bin holding tray
- no.2 bins (L16) with lid (removable)

**FEATURES:**

- manual pulling out
- "quadro" slides pulling out
- movable handles with bag holding system
- coloured handles to facilitate separate waste collection
- made with non-toxic materials

**COLOURS:**

- tray: light grey
- bins: white
- lids: white

**PACKING:**

- 1 item per box

97DE/2 (H. 355 mm) DISCOVERY 2



- PATTUMIERA ESTRAIBILE A 3 SECCHI COPERCHI SINGOLI
- PULL-OUT 3 BINS DUSTBIN INDIVIDUAL LIDS



**COMPOSIZIONE:**

- n.1 vassoio estraibile portasecchi
- n.1 secchio da L16 completo di coperchio (asportabile)
- n.2 secchi da L7,5 completi di coperchi (asportabili)

**CARATTERISTICHE:**

- apertura manuale
- estrazione con guide "quadro"
- manici mobili con sistema ferma sacchetto
- manici colorati per facilitazione raccolta differenziata
- materiale di produzione atossico

**COLORI:**

- vassoio: grigio chiaro
- secchi: bianco
- coperchi: bianco - verde

**IMBALLAGGIO:**

- 1 pz per scatola

**COMPRISING:**

- no.1 pull-out bin holding tray
- no.1 bin (L=16) with lid (removable)
- no.2 bins (L=7,5) with lids (removable)

**FEATURES:**

- manual pulling out
- "quadro" slides pulling out
- movable handles with bag holding system
- coloured handles to facilitate separate waste collection
- made with non-toxic materials

**COLOURS:**

- tray: light grey
- bins: white
- lids: white - green

**PACKING:**

- 1 item per box

97EXA/1 (H. 360 mm) DIANA 1



- PATTUMIERA ESTRAIBILE A 1 SECCHIO CON RIVESTIMENTO IN ACCIAIO. BASE E COPERCHIO IN MATERIALE PLASTICO
- EXTRACTABLE DUSTBIN WITH STEEL COVERING, PLASTIC BASE AND LID



**COMPOSIZIONE:**

- n.1 contenitore estraibile in acciaio inox
- n.1 secchio da L16 asportabile

**CARATTERISTICHE:**

- apertura manuale
- estrazione con guide a sfera
- manici mobili con sistema ferma sacchetto
- coperchio con apertura automatica
- materiale di produzione atossico

**COLORI:**

- carrello e coperchio grigio chiaro
- involucro inox

**IMBALLAGGIO:**

- 1 pz per scatola

**COMPRISING:**

- n.1 stainless steel extractable bin
- n.1 bin (L=16) (removable)

**FEATURES:**

- manual pulling out
- extraction roller bearings
- movable handles with bag holding system
- lid with automatic opening
- made with non-toxic materials

**COLOURS:**

- basket and cover light grey
- steel casing

**PACKING:**

- 1 item per box

97EXA/2 (H. 360 mm) DIANA 2



- PATTUMIERA ESTRAIBILE A 2 SECCHI CON RIVESTIMENTO IN ACCIAIO. BASE E COPERCHIO IN MATERIALE PLASTICO
- EXTRACTABLE DUSTBIN WITH 2 COMPARTMENTS WITH STEEL COVERING, PLASTING BASE AND LID



**COMPOSIZIONE:**

- n.1 contenitore estraibile in acciaio inox
- n.2 secchi da L7,5 asportabili

**CARATTERISTICHE:**

- apertura manuale
- estrazione con guide a sfera
- manici mobili con sistema ferma sacchetto
- manici colorati per facilitazione raccolta differenziata
- materiale di produzione atossico

**COLORI:**

- carrello e coperchio grigio chiaro
- involucro inox

**IMBALLAGGIO:**

- 1 pz per scatola

**COMPRISING:**

- n.1 stainless steel extractable bin
- n.2 bins (L=7,5) (removable)

**FEATURES:**

- manual pulling out
- extraction roller bearings
- movable handles with bag holding system
- coloured handles to facilitate separate waste collection
- made with non-toxic materials


**COLOURS:**

- basket and cover light grey
- steel casing

**PACKING:**

- 1 item per box

97XP/1 (H. 375 mm) MERCURY 1



• PATTUMIERA IN ACCIAIO AD ESTRAZIONE FRONTALE CON 1 SECCHIO IN MATERIALE PLASTICO ASPORTABILE.  
• STEEL DUSTBIN OFFERING FRONTAL EXTRACTION WITH 1 REMOVABLE INTERNAL CONTAINER IN PLASTIC MATERIAL.

**COMPOSIZIONE:**

n. 1 contenitore estraibile in acciaio inox  
n. 1 secchio da L. 16 asportabile  
**CARATTERISTICHE:**  
apertura manuale  
estrazione con guide a sfera  
manici mobili con sistema ferma sacchetto  
materiale di produzione atossico

**COLORI:**

carrello grigio chiaro  
involucro e coperchio inox

**IMBALLAGGIO:**

1 pz per scatola



**COMPRESING:**

n. 1 stainless steel extractable bin  
n. 1 bin (l=16) (removable)  
**FEATURES:**  
manual pulling out  
extraction roller bearings  
movable handles with bag holding system  
made with non-toxic materials

**COLOURS:**

light gray basket  
steel casing and lid

**PACKING:**

1 item per box

• PATTUMIERA ESTRAIBILE A 1 SECCHIO  
• EXTRACTABLE DUSTBIN WITH  
1 COMPARTMENT



**COMPOSIZIONE:**

n. 1 telaio fisso completo di coperchio  
n. 1 telaio estraibile  
n. 1 secchio da L. 16 asportabile  
**CARATTERISTICHE:**  
apertura manuale  
estrazione con guide a sfera  
manici mobili con sistema ferma sacchetto  
materiale di produzione atossico

**COLORI:**

telaio e coperchio grigio chiaro  
secchio antracite

**IMBALLAGGIO:**

1 pz per scatola

**COMPRESING:**

n. 1 fixed frame with lid  
n. 1 pull-out frame  
n. 1 bin (l=16) (removable)  
**FEATURES:**  
manual pulling out  
extraction roller bearings  
movable handles with bag holding system  
made with non-toxic materials



**COLOURS:**

light gray frames and cover  
anthracite bin

**PACKING:**

1 item per box

97A/1 (H. 360 mm) HEIDI 1



97XP/2 (H. 375 mm) MERCURY 2

• PATTUMIERA IN ACCIAIO AD ESTRAZIONE FRONTALE CON 2 SECCHI INTERNI  
• STEEL DUSTBIN OFFERING FRONTAL EXTRACTION WITH 2 REMOVABLE INTERNAL CONTAINERS IN PLASTIC MATERIAL.



**COMPOSIZIONE:**

n. 1 contenitore in acciaio inox  
n. 2 secchi da L. 7,5 asportabili  
**CARATTERISTICHE:**  
apertura manuale  
estrazione con guide a sfera  
manici mobili con sistema ferma sacchetto  
manici colorati per facilitazione raccolta differenziata  
materiale di produzione atossico

**COLORI:**

carrello grigio chiaro  
involucro e coperchio inox

**IMBALLAGGIO:**

1 pz per scatola

**COMPRESING:**

n. 1 stainless steel bin  
n. 2 bins (l=7.5) (removable)  
**FEATURES:**  
manual pulling out  
extraction roller bearings  
movable handles with bag holding system  
coloured handles to facilitate separate waste collection  
made with non-toxic materials

**COLOURS:**

light gray basket  
stainless steel casing and lid

**PACKING:**

1 item per box

97A/2 (H. 360 mm) HEIDI 2

• PATTUMIERA ESTRAIBILE A 2 SECCHI  
• EXTRACTABLE DUSTBIN WITH  
2 COMPARTMENTS



**COMPOSIZIONE:**

n. 1 telaio fisso completo di coperchio  
n. 1 telaio estraibile  
n. 2 secchi da L. 7,5 asportabili  
**CARATTERISTICHE:**  
apertura manuale  
estrazione con guide a sfera  
manici mobili con sistema ferma sacchetto  
manici colorati per facilitazione raccolta differenziata  
materiale di produzione atossico

**COLORI:**

telaio e coperchio grigio chiaro  
secchi antracite

**IMBALLAGGIO:**

1 pz per scatola

**COMPRESING:**


n. 1 fixed frame with lid  
n. 1 pull-out frame  
n. 2 bins (l=7.5) (removable)  
**FEATURES:**  
manual pulling out  
extraction roller bearings  
movable handles with bag holding system  
coloured handles to facilitate separate waste collection  
made with non-toxic materials

**COLOURS:**

light gray frames and cover  
anthracite bins

**PACKING:**

1 item per box





# portaposate e accessori

cutlery holder  
and accessories



98/30 - 98/40



- PORTAPOSATE PER CASSETTO DA 30 E 40
- CUTLERY HOLDER FOR DRAWER (300 - 400 MM)



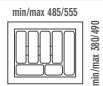
**CARATTERISTICHE:**  
materiale di produzione atossico  
**COLORI:**  
grigio chiaro (a)  
**IMBALLAGGIO:**  
20 pz per scatola

**FEATURES:**  
made with non-toxic materials  
**COLOURS:**  
light grey (a)  
**PACKING:**  
20 items per box

98/60



- PORTAPOSATE PER CASSETTO DA 60
- CUTLERY HOLDER FOR DRAWER (600 MM)



**CARATTERISTICHE:**  
materiale di produzione atossico  
**COLORI:**  
grigio chiaro (a)  
**IMBALLAGGIO:**  
20 pz per scatola

**FEATURES:**  
made with non-toxic materials  
**COLOURS:**  
light grey (a)  
**PACKING:**  
20 items per box

96



- PORTABOMBOLE
- CYLINDER HOLDERS



**CARATTERISTICHE:**  
materiale di produzione atossico  
**COLORI:**  
grigio chiaro (a)  
**IMBALLAGGIO:**  
12 pz per scatola

**FEATURES:**  
made with non-toxic materials  
**COLOURS:**  
light grey (a)  
**PACKING:**  
12 items per box

98/45



- PORTAPOSATE PER CASSETTO DA 45
- CUTLERY HOLDER FOR DRAWER (450 MM)



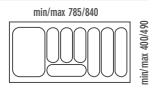
**CARATTERISTICHE:**  
materiale di produzione atossico  
**COLORI:**  
grigio chiaro (a)  
**IMBALLAGGIO:**  
20 pz per scatola

**FEATURES:**  
made with non-toxic materials  
**COLOURS:**  
light grey (a)  
**PACKING:**  
20 items per box

98T/90



- PORTAPOSATE PER CASSETTO DA 90
- CUTLERY HOLDER FOR DRAWER (900 MM)



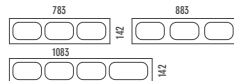
**CARATTERISTICHE:**  
materiale di produzione atossico  
**COLORI:**  
grigio (g)  
**IMBALLAGGIO:**  
5 pz per scatola

**FEATURES:**  
made with non-toxic materials  
**COLOURS:**  
grey (g)  
**PACKING:**  
5 items per box

99



- VASCHETTA PORTASPUGNE PER CESTELLI SOTTOLAVELLO INOXA (ART.1207 DA 900, 1000 E 1200 MM)
- SPONGE HOLDER FOR INOXA UNDERSINK BASKET (ART.1207 - 900, 1000 AND 1200 MM)



**CARATTERISTICHE:**  
materiale di produzione atossico  
**COLORI:**  
grigio (g)  
**IMBALLAGGIO:**  
5 pz per scatola

**FEATURES:**  
made with non-toxic materials  
**COLOURS:**  
grey (g)  
**PACKING:**  
5 items per box



**ARTICOLO**  
**DIMENSIONI**  
**CODICE**  
SOFT = CHIUSURA AMMORTIZZATA (Y)  
**FINITURA**  
**MOBILE**  
L = LARGHEZZA  
P = PROFONDITA'  
H = ALTEZZA  
**MISURE PROFILO**  
**PORTATA KG**  
AL = ALLUMINIO  
C = CROMATO  
N = CHAMPAGNE  
CV = CROMATO CON FONDO IN VETRO  
V = VETRO  
N = NICKEL  
OL = ORO LUCIDO  
OT = OTTONE SPAZZOLATO PROTETTO  
R = RAME SPAZZOLATO PROTETTO  
X = INOX  
B\* = BIANCO  
G\* = GRIGIO RAL 7001  
A = GRIGIO RAL 7035  
ZG = GRIGIO RAL 7001 (con pre-trattamento di zincatura anti-ossidante)  
AS = ANTI SLIP  
Ø = DIAMETRO  
L min/max = LARGHEZZA MINIMA / MASSIMA  
P min/max = PROFONDITA' MINIMA / MASSIMA

\* Nella collezione "ELLITE" B e G si riferiscono al colore del fondo del cesto in HPL (High Pressure Laminate)

**ITEM**  
**DIMENSIONS**  
**CODE**  
SOFT = SOFT CLOSE (Y)  
**FINISH**  
**CABINET**  
W = WIDTH  
D = DEPTH  
H = HEIGHT  
**EDGING PROFILE MEASUREMENTS**  
**CAPACITY (KG)**  
AL = ALUMINIUM  
C = CHROME-PLATED  
N = CHAMPAGNE  
CV = CHROME-PLATED WITH GLASS BASE  
V = GLASS  
N = NICKEL  
OL = POLISHED GOLD  
OT = BRUSHED TREATED BRASS  
R = BRUSHED TREATED COPPER  
X = STAINLESS STEEL  
W\* = WHITE  
G\* = GREY RAL 7001  
A = GREY RAL 7035  
ZG = GREY RAL 7001 (as anti-oxidant galvanising pre-treatment)  
AS = ANTI SLIP  
Ø = DIAMETER  
W min/max = MINIMUM/MAXIMUM WIDTH  
D min/max = MINIMUM/MAXIMUM DEPTH

\* In the Ellite range, W and G refer to the color of the basket with HPL bottom (High Pressure Laminate)

Indice simboli / Key to abbreviations