



CATALOGO GENERALE
GENERAL CATALOGUE



Catalogo Generale

General Catalogue

O.M.M. nasce negli anni '50 su iniziativa del Sig. Enrico Mariani.
Negli anni '90, con l'ingresso dell'Ing. Roberto Mariani, l'azienda si rivolge con più attenzione agli articoli tecnici utilizzati dall'Industria del Mobile.

La ricerca e lo sviluppo, attraverso nuove idee, ha dato modo di ottenere numerosi Brevetti.

Particolare attenzione viene rivolta al collaudo dei nostri articoli effettuati sia in Azienda che presso enti certificatori (Catas- ICQ).

The company was established by Enrico Mariani in the nineteen fifties.
In the nineties, with the entry into the company of Roberto Mariani, OMM began to focus attention on technical items for use in the furniture industry.

The company's research and development department has succeeded in securing numerous patents.

OMM sets itself the highest quality standards, fully testing all its products both in-house and through leading certification bodies as Catas and the ICQ.

"In OMM i clienti esigenti hanno stimolato l'azienda a crescere ed a fare della personalizzazione un proprio punto distintivo"

"OMM's discerning customers have spurred the company to successful expansion and to making customised solutions its trademark"

Engineer. Roberto Mariani

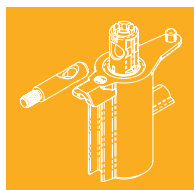


Indice generale

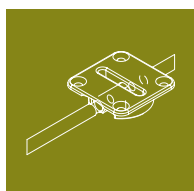
General index



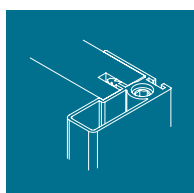
Giunzioni
Connecting fittings



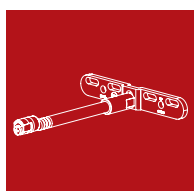
Livellatori
Level adjusters



Tenditori
Wardrobe adjusters




Estrusi alluminio
Extruded aluminium frame




Ferramenta
Hardware solutions



Accessori
Accessories



Contatti
Contacts





Giunzioni Connecting fittings

GIUNZIONE DELLA SERIE GN100
PROGETTATA PER
L'ASSEMBLAGGIO STRUTTURALE E
PER ESSERE ABBINATA AI
LIVELLATORI.

DETTAGLIO A: GRANO BOCCOLA E
PERNO CARATTERIZZATI
DALL' AVERE FORI PASSANTI.
IN PARTICOLARE IL PERNO HA UN
FORO ASOLATO PER FACILITARE
IL PASSAGGIO DELLA CHIAVE
ES.4.

DETTAGLIO B: MOSTRA LA CHIAVE
ES. 4 PASSANTE ATTRAVERSO LA
GIUNZIONE PER LA REGOLAZIONE
DEL LIVELLATORE.

DETTAGLIO C: MOSTRA LA
SUPERFICIE DI APPOGGIO SOTTO
LA GIUNZIONE E LA BASE PER
AUMENTARE LA PORTATA SIA
DELLA BASE SIA DEL FIANCO.

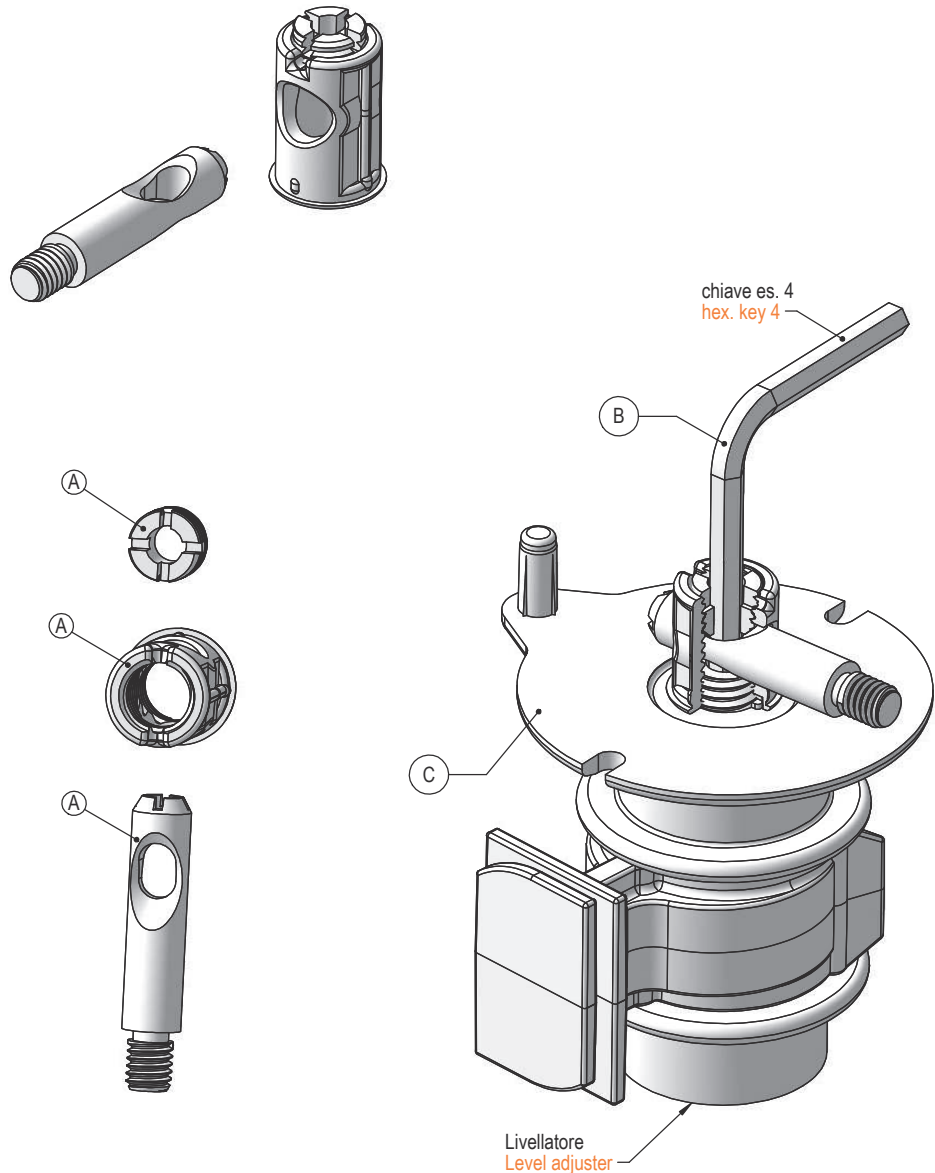
GN100 SERIES CONNECTING
FITTING DESIGNED FOR
STRUCTURAL ASSEMBLY AND TO
BE COMBINED WITH LEVEL
ADJUSTER.

DETAIL A: BUSHING GRAIN AND
DOWELS CHARACTERISED BY
THROUGH HOLES.
IN PARTICULAR, THE DOWEL HAS
A SLOTTED HOLE TO FACILITATE
THE PASSAGE OF AN HEX. KEY 4.

DETAIL B: SHOWS THE HEX. KEY 4
PASSING THROUGH THE
CONNECTING FITTING FOR THE
ADJUSTMENT OF THE LEVEL
ADJUSTER.

DETAIL C: SHOWS THE SUPPORT
SURFACE UNDER THE
CONNECTING FITTING AND THE
BASE THAT INCREASES THE
CAPACITY OF BOTH THE BASE
AND THE SIDE.

Serie GN100 GN100 Series





Esempi di applicazioni boccole serie GN100 Application examples housing GN100 series

QUESTE FIGURE HANNO COME SCOPO PRINCIPALE DI FAR NOTARE CHE IL PIANO INFERIORE E SUPERIORE HANNO LA STESSA FORATURA E CHE SI UTILIZZANO GLI STESSI ACCESSORI (TAPPI) GENERANDO LA STESSA FINITURA.

BOCCOLA ST: CARATTERIZZATA DALL' ESSERE SENZA BORDO. NON PRESENTA SPORGENZE SUI PIANI.

BOCCOLA CT: CARATTERIZZATA DALL' ESSERE CON BORDO, VIENE UTILIZZATA IN PARTICOLARE COL DOPPIO FORO PER RIDURRE LE DIMENSIONI DEI TAPPI IN VISTA. PARTENDO DA SPESSORE MINIMO 25 CON LA CT SI PUO' ASSEMBLARE IL TAPPO FORATO.

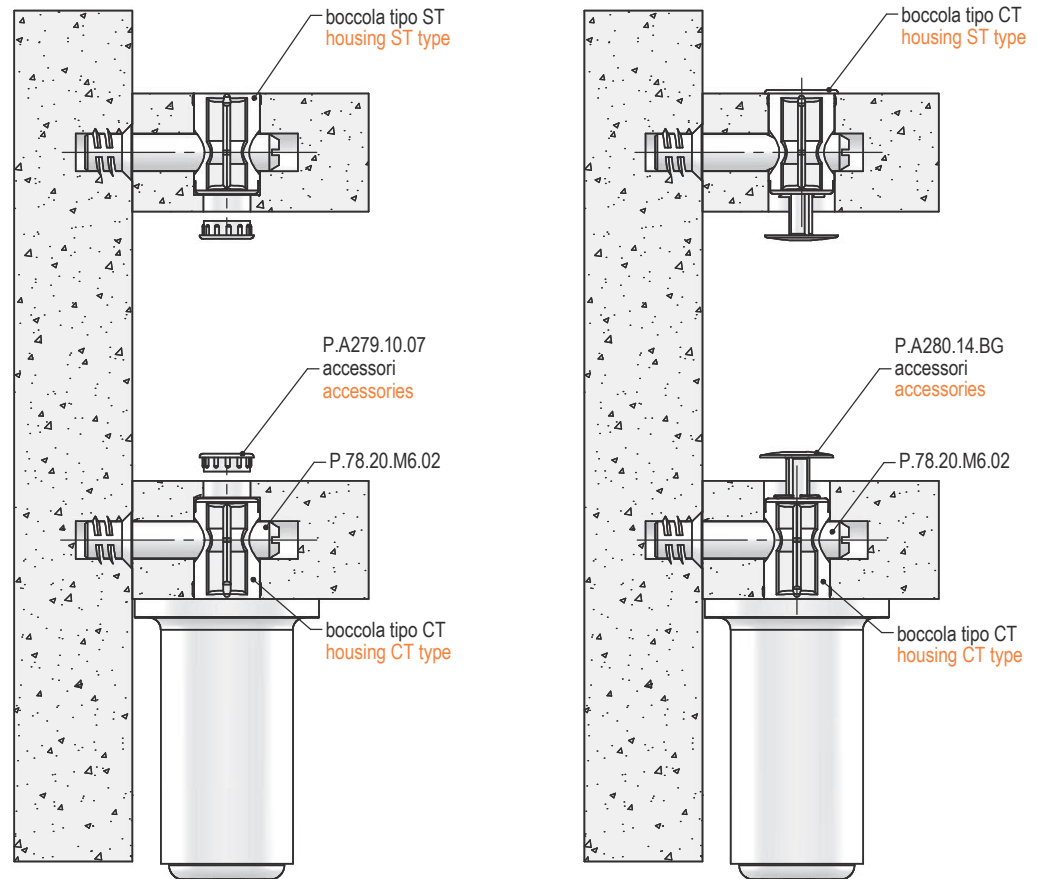
BOCCOLA CTM: CARATTERIZZATA DALL' ESSERE CON BORDO E AVERE LUNGHEZZA PARI ALLO SPESSORE DEL PANNELLO. CON LA CTM SI PUO' ASSEMBLARE SOLO IL TAPPO CON GAMBO.

THESE FIGURES HAVE AS MAIN PURPOSE TO POINT OUT THAT THE LOWER AND UPPER SURFACE HAVE THE SAME HOLE AND USE THE SAME ACCESSORIES (CAPS) GENERATING THE SAME FINISH.

ST HOUSING: CHARACTERISED BY BEING EDGELESS, IT HAS NO PROTRUSIONS ON THE SURFACES.

CT HOUSING: CHARACTERISED BY HAVING AN EDGE, IT IS PARTICULARLY USED WITH A DOUBLE HOLE TO REDUCE THE PARTS WITHIN SIGHT. THE CT BUSHING CAN ALSO BE USED TO ASSEMBLE THE HOLED CAP WITH A 25 mm MINIMUM THICKNESS.

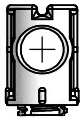
CTM HOUSING: CHARACTERISED BY HAVING AN EDGE AND A LENGTH EQUAL TO THE THICKNESS OF THE PANEL. THE CTM CAN ASSEMBLE ONLY CAPS WITH SHAFT.





Boccola senza testa tipo ST88 Housing system without collar ST88 type

con boccole Ø14 perni Ø8 Housing Ø14 with dowels Ø8
con boccole Ø16 perni Ø10 Housing Ø16 with dowels Ø10



1) VARIANTE CON GRANO PREASSEMBLATO LATO "A".
WITH PRE-MONTEED GRAIN SIDE "A".
es./e.g.: A.ST88A.14.18.00
es./e.g.: A.ST88A.16.22.00



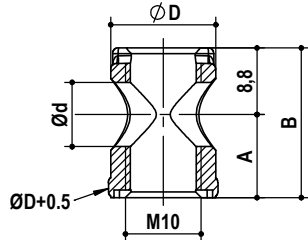
2) VARIANTE CON GRANO PREASSEMBLATO LATO "8.8".
WITH PRE-MUONTEED GRAIN SIDE "8.8".
es./e.g.: A.ST88G.14.22.00
es./e.g.: A.ST88G.16.22.00

Ø 14

Ø 16



zama die-cast

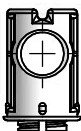


tipo type	ØD	Ød	misura measure	A	B	finitura finishing	kg / 1000pz	pcs/ pack	pcs/ box
P.ST88.	14	8,5	14.15.	7,5	16,3	00 grezzo raw 05 ottonato brass 06 bronzato bronzed 07 nichelato nickel	5,5	50	1000
			14.18.	9	17,8		6,5	50	1000
			14.20.	10	18,8		7,0	50	1000
			14.22.	11	19,8		7,5	50	1000
	16	10,5	14.25.	12,5	21,3		8,0	50	1000
			16.22.	11	19,8		11,0	50	1000
			16.25.	12,5	21,3		12,0	50	1000
			16.30.	15	23,8		14,5	50	1000

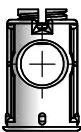
es./e.g.: P.ST88.14.18.07

Boccola con testa tipo CT88 Housing system with collar CT88 type

con boccole Ø14 perni Ø8 Housing Ø14 with dowels Ø8
con boccole Ø16 perni Ø10 Housing Ø16 with dowels Ø10



1) VARIANTE CON GRANO PREASSEMBLATO LATO "A".
WITH PRE-MONTEED GRAIN SIDE "A".
es./e.g.: A.CT88A.14.18.06
es./e.g.: A.CT88A.16.22.06



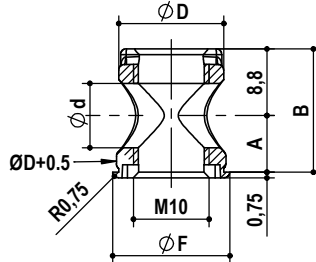
2) VARIANTE CON GRANO PREASSEMBLATO LATO "8.8".
WITH PRE-MUONTEED GRAIN SIDE "8.8".
es./e.g.: A.CT88G.14.18.06
es./e.g.: A.CT88G.16.22.06

Ø 14

Ø 16



zama die-cast



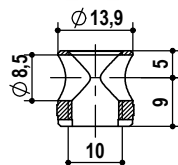
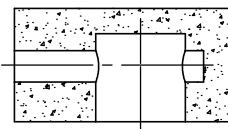
tipo type	ØD	Ød	ØF	misura measure	A	B	finitura finishing	kg / 1000pz	pcs/ pack	pcs/ box
P.CT88.	14	8,5	15,5	14.15.	7,5	16,3	00 grezzo raw 05 ottonato brass 06 bronzato bronzed 07 nichelato nickel	6,0	50	1000
				14.18.	9	17,8		7,0	50	1000
				14.20.	10	18,8		7,5	50	1000
				14.22.	11	19,8		8,0	50	1000
	16	10,5	17,5	14.25.	12,5	21,3		8,5	50	1000
				14.28.	14	22,8		9,0	50	1000
				16.22.	11	19,8		11,5	50	1000
				16.25.	12,5	21,3		12,5	50	1000
16.30.	15	23,8	15,0	50	1000					

es./e.g.: P.CT88.16.25.00

Boccole per fori ciechi tipo ST50 - CT50 - ST55 - CT55 Housing system for blind hole ST50 - CT50 - ST55 - CT55 type

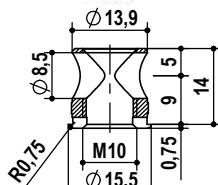
finiture - finishing:

00 grezzo raw
05 ottonato brass
06 bronzato bronzed
07 nichelato nickel



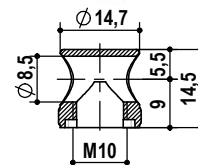
ST50.14

P.ST50.14x18.00



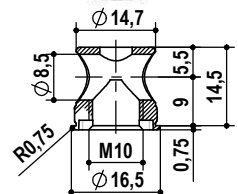
CT50.14

P.CT50.14x18.00



ST55.15

P.ST55.15.18.00



CT55.15

P.CT55.15.18.00



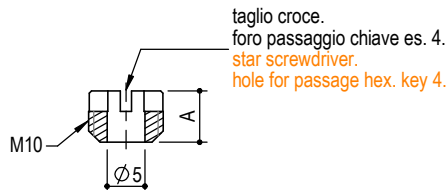
Grano M10 e Tappi Grain M10 and Covers

CARATTERIZZATO DAL FORO PASSANTE CHE PERMETTE IL PASSAGGIO DI UNA CHIAVE ES.4. IL TAGLIO A CROCE PERMETTE L'AVVITATURA CON CACCIAVITE A CROCE INCLINATO FINO A 30°.

CHARACTERISED BY A THROUGH HOLE THAT ALLOWS THE PASSAGE OF AN HEX. KEY 4. THE CROSS CUT ALLOWS SCREWING WITH A PHILLIPS SCREWDRIVER TILTED UP TO 30°.



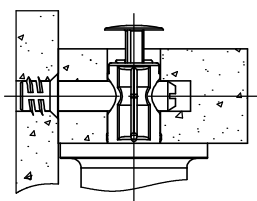
acciaio
steel



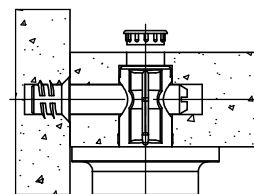
taglio croce.
foro passaggio chiave es. 4.
star screwdriver.
hole for passage hex. key 4.

tipo type	misura measure	A	finitura finishing	kg / 1000pz	pcs/ pack	pcs/ box
P.A268.	007.	6,8	02 zincato bianco white zinc	2	100	5000
	010.	9,5	05 ottonato brass		100	5000

es./e.g.: P.A268.007.02



polipropilene
polypropilene



zama
die-cast

per i tappi vedere accessori
for covers, see accessories

IL FORO PASSANTE ASOLATO PERMETTE IL PASSAGGIO DI UNA CHIAVE ES. 4 CONSIDERANDO LE TOLLERANZE DI LAVORAZIONE E ASSEMBLAGGIO.

THE SLOTTED THROUGH HOLE ALLOWS THE PASSAGE OF AN HEX. KEY 4 CONSIDERING THE MACHINING AND ASSEMBLING TOLERANCES.

Perni filettati Threaded dowels

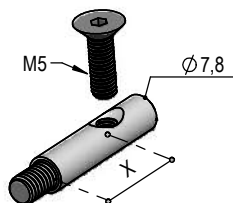
con perni Ø8 boccole Ø14 dowels Ø8 with housing Ø14
con perni Ø10 boccole Ø16 dowels Ø10 with housing Ø16



a richiesta
on request



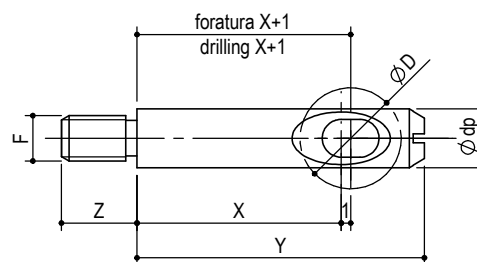
es./e.g.: P.78.20.M6x12,5.PR.02



acciaio
steel



taglio a croce
star screwdriver



tipo type	misura measure	ØD	Ødp	X	Y	Z	F	finitura finishing	kg/ 1000pz	pcs/ pack	pcs/ box
P.78	78.20.M6.	14	7,8	20	31	10		02 zincato bianco white zinc	10,2	50	2000
	78.27.M6.			27	38	10			12,5	50	2000
	78.30.M6.			30	41	10			14,0	50	1000
P.98.	98.20.M6.	16	9,8	20	33	10		02 zincato bianco white zinc	16,1	25	1000
	98.27.M6.			27	40	10			20,2	25	1000
	98.30.M6.			30	43	10			22,0	25	1000

es./e.g.: P.78.20.M6.02

a richiesta interasse X
interaxis distance X on request

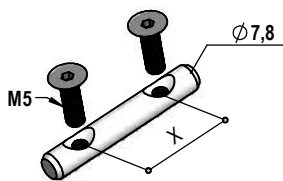


Perni passanti Duble dowels

IL FORO PASSANTE ASOLATO PERMETTE IL PASSAGGIO DI UNA CHIAVE ES. 4 CONSIDERANDO LE TOLLERANZE DI LAVORAZIONE E ASSEMBLAGGIO.

THE SLOTTED THROUGH HOLE ALLOWS THE PASSAGE OF AN HEX. KEY 4 CONSIDERING THE MACHINING AND ASSEMBLING TOLERANCES.

a richiesta
on request

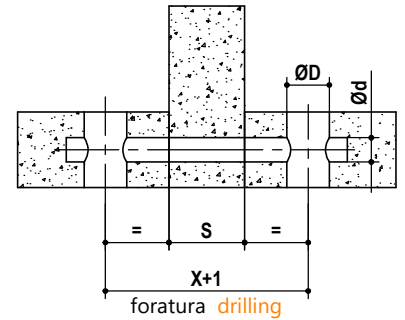
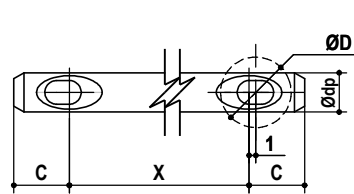
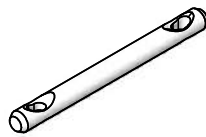


a richiesta interasse X
interaxis distance X on request

con perni Ø8 boccole Ø14 dowels Ø8 with housing Ø14
con perni Ø10 boccole Ø16 dowels Ø10 with housing Ø16



acciaio
steel



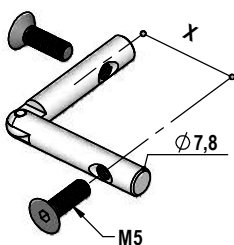
tipo type	misura measure	ØD	Ødp	Ød	X	S	C	finitura finishing	kg/ 1000pz	pcs/ pack	pcs/ box
P.P78.	78.041.	14	7,8	8	41	0	11	02 zincato bianco white zinc	18	25	1000
	78.059.				59	18			26	25	500
	78.066.				66	25			29	25	500
P.P98.	98.041.	16	9,8	10	41	0	13		30	25	500
	98.066.				66	25			44	25	500
	98.071.				71	30			50	25	500
	98.081.				81	40			58	25	500
...

es/e.g.: P.P78.066.02

su richiesta altre misure di interasse "X"
other wheel base "X" on request

Perni angolari Corner dowels

a richiesta
on request

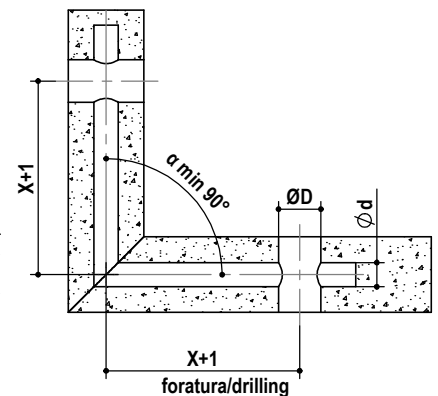
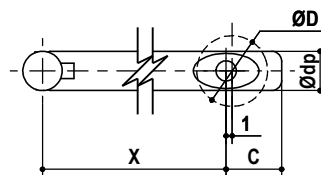
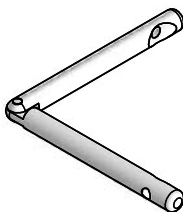


a richiesta interasse X
interaxis distance X on request

con perni Ø8 boccole Ø14 dowels Ø8 with housing Ø14
con perni Ø10 boccole Ø16 dowels Ø10 with housing Ø16



acciaio
steel



tipo type	misura measure	ØD	Ødp	Ød	X	C	finitura finishing	kg / 1000pz	pcs/ pack	pcs/ box
NG.78	.064.	14	7,8	8	64	11	02 zincato bianco white zinc	56,4	25	500
NG.98	.065.	16	9,8	10	65	13		84	25	250
...

es/e.g.: NG.78.064.02

su richiesta altre misure di interasse "X"
other wheel base "X" on request

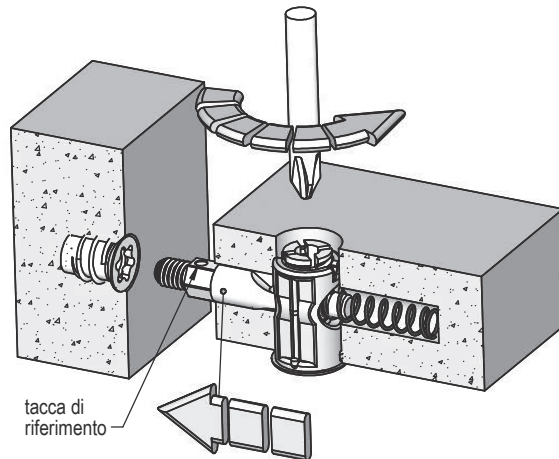


Perni con molla per assemblaggio in nicchia Dowels with spring for recess assembly

CARATTERIZZATO DALLA MOLLA CHE PERMETTE DI AVERE I PERNI PREINSERITI NEL PANNELLO. CON FORO PASSANTE CHE PERMETTE LA REGOLAZIONE DEL LIVELLATORE CON CHIAVE ES.4.

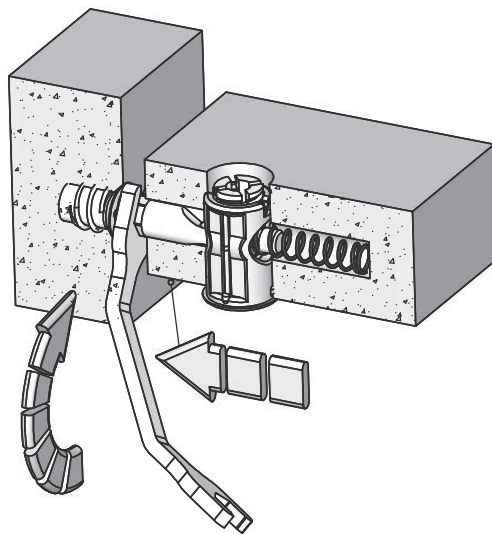
CHARACTERISED BY A SPRING THAT ALLOWS TO HAVE DOWELS ALREADY ENTERED IN THE PANEL HOLE THAT ALLOWS THE PASSAGE OF AN HEX. KEY 4 FOR ADJUST THE LEVEL ADJUSTER.

1 -



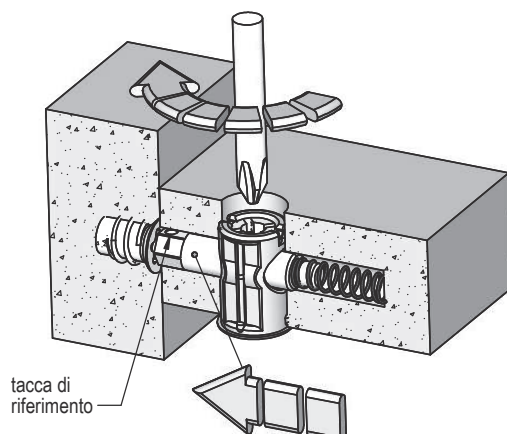
svitando il grano il perno esce e può essere avvitato nella bussola. Vedi figura 2
unscrew the grain, the dowel come out and it can be screwed on the bushing. See figure 2

2 -



avvitare il perno con la chiave in dotazione, portando la tacca di riferimento verso l'alto
screw the dowel with the supplied key, with the reference mark upward

3 -



stringere il grano per unire i pannelli
tie the grain to connect the panels

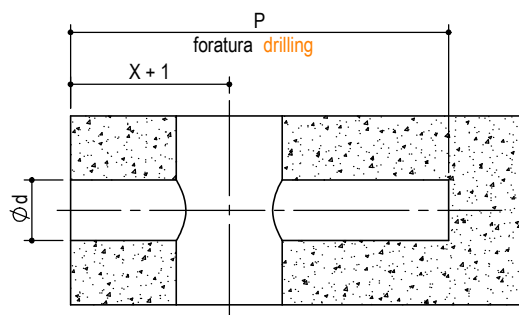
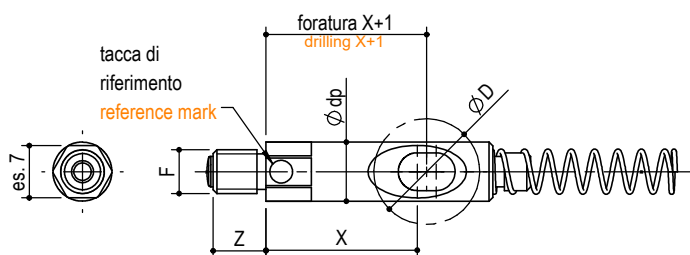
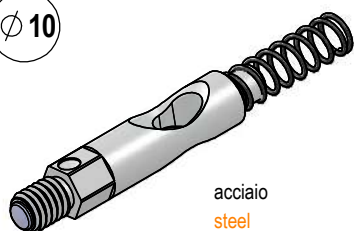


Perni con molla Dowels with spring

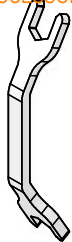
CARATTERIZZATO DALLA MOLLA CHE PERMETTE DI AVERE I PERNI PRE-INSERITI NEL PANNELLO. CON FORO PASSANTE CHE PERMETTE LA REGOLAZIONE DEL LIVELLATORE CON CHIAVE ES.4.

CHARACTERISED BY A SPRING THAT ALLOWS TO HAVE DOWELS ALREADY ENTERED IN THE PANEL HOLE THAT ALLOWS THE PASSAGE OF AN HEX. KEY 4 FOR ADJUST THE LEVEL ADJUSTER.

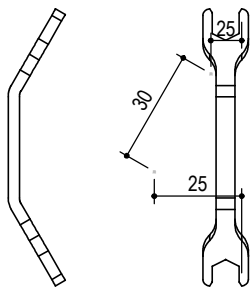
perni Ø8 boccole Ø14 **dowels Ø8 with housing Ø14**
perni Ø10 boccole Ø16 **dowels Ø10 with housing Ø16**



ACCESSORI
ACCESSORIES



chiave es. 7
wrench key 7



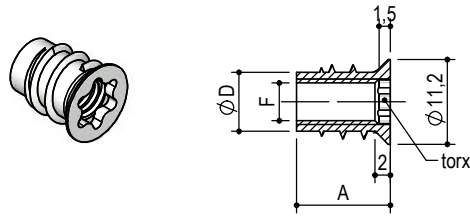
cod: P.A525.07.00

tipo type	misura measure	Ødp	X	Z	F	d	P	finitura finishing	kg/ 1000pz	pcs/ pack
PM.	78.20.M6.	7,8	20	7	M6	8	50	02 zincato bianco white zinc	9,8	50
	98.20.M6.	9,8	20	7	M8	10	52		14,1	25
	98.20.M8.		20	7					14,2	25

es/e.g.: PM.78.20.M6.02



Bussole torx Torx bush



tipo type	misura measure	ØD	A	F	Torx	finitura finishing
P.TS.08	M5x12,5	8	12,3	M5	T40	00 grezzo raw
	M6x12,5	8		M6	T45	02 zincato zinc
...

es/e.g.: P.TS.08.M6×12,5.02



Giunzioni Connecting fittings

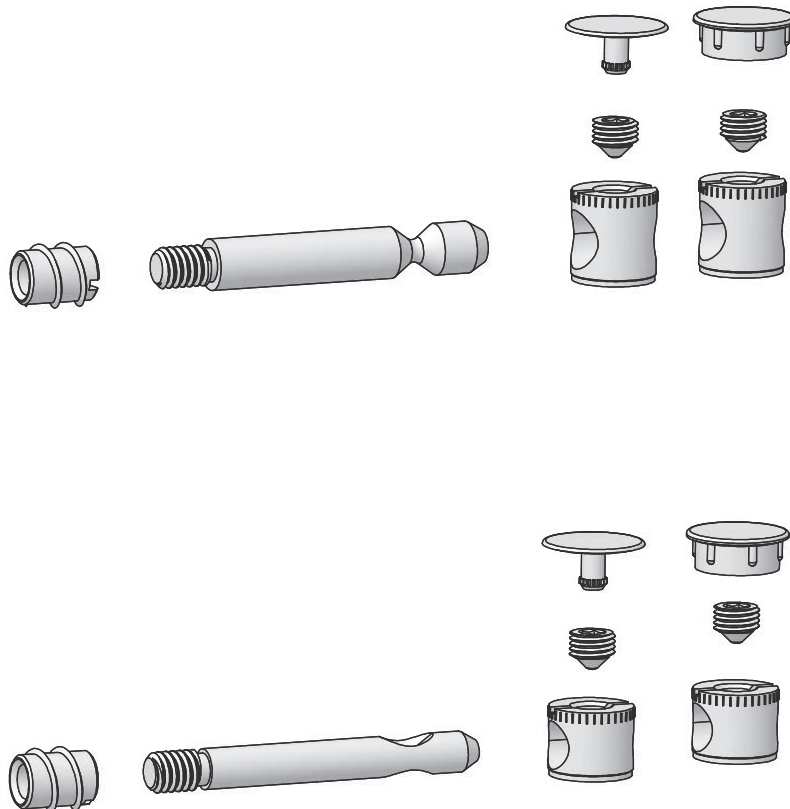
Serie GN110 GN110 Series

GIUNZIONE DELLA SERIE GN110
PERMETTE DI APPLICARE GIUNZIONI
STRUTTURALI ANCHE A PANNELLI DI
SPESSORE RIDOTTO.

LE DIMENSIONI RIDOTTE NE
MIGLIORANO L'IMPATTO ESTETICO.
LA REALIZZAZIONE IN ACCIAIO
GARANTISCE ALTA RESISTENZA.
SONO DISPONIBILI TAPPI DI
COPERTURA.

THE GN110 SERIES CONNECTING
FITTING ALLOWS THE APPLICATION
OF STRUCTURAL CONNECTING
FITTINGS EVEN ON PANELS WITH
REDUCED THICKNESS.

THE REDUCED SIZES IMPROVE THE
AESTHETIC IMPACT. THE STEEL
MAKING ENSURES RESISTANCE.
COVER CAPS ARE AVAILABLE.





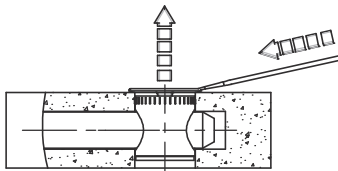
Esempi di applicazioni boccole serie GN110

Application examples housing GN110 series

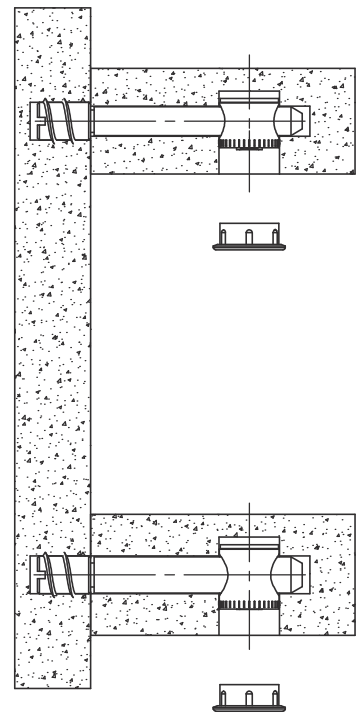
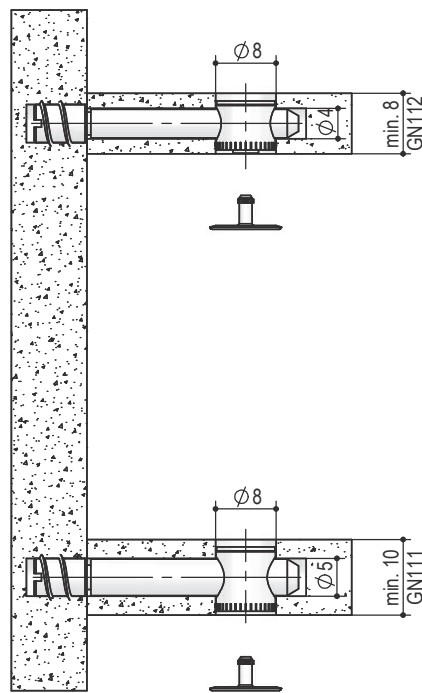
BOCCOLA ST: CARATERIZZATA DALL'ESSERE SENZA BORDO E PER FORO NON PASSANTE. SPESSORE MINIMO DEL PANNELLO =12.5

ST HOUSING: CHARACTERISED BY BEING EDGELESS AND WITHOUT A THROUGH TYPE HOLE. MINIMUM PANEL THICKNESS = 12.5

Con boccole **ST112** Ø8x6,5 mm spessore minimo A ≥ 8
With housing **ST112** Ø8x6,5 mm min. thickness A ≥ 8
Con boccole **ST111** Ø8x8,5 mm spessore minimo B ≥ 10
With housing **ST111** Ø8x8,5mm min. thickness B ≥ 10



SMONTAGGIO TAPPO
COVER CUP REMOVAL





Giunzioni Connecting fittings

Serie GN111 GN111 Series

GIUNZIONE DELLA SERIE GN110 PERMETTE DI APPLICARE GIUNZIONI STRUTTURALI ANCHE A PANNELLI DI SPESSORE DA 8 mm.

LE DIMENSIONI RIDOTTE NE MIGLIORANO L'IMPATTO ESTETICO. LA REALIZZAZIONE IN ACCIAIO GARANTISCE ALTA RESISTENZA. SONO DISPONIBILI TAPPI DI COPERTURA.

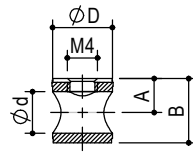
THE GN110 SERIES CONNECTING FITTING ALLOWS THE APPLICATION OF STRUCTURAL CONNECTING FITTINGS EVEN ON PANELS WITH REDUCED FROM 8 mm.

THE REDUCED SIZES IMPROVE THE AESTHETIC IMPACT. THE STEEL MAKING ENSURES RESISTANCE. COVER CAPS ARE AVAILABLE.

boccola Ø8 - housing Ø8



acciaio
steel



tipo type	ØD	misura measure	Ød	B	finitura finishing	kg / 1000pz	pcs/ pack	pcs/ box
P.ST111.	08.	8,5	5,5	8,5	02 zincato bianco white	1,4	500	5000
...

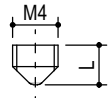
es/e.g.: P.ST111.08.8,5.02

grano - grain



esagono 2
hexagon 2

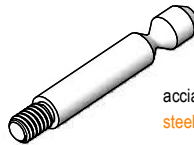
acciaio
steel



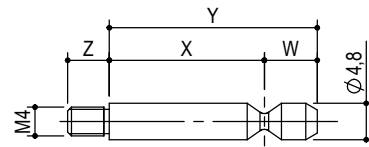
tipo type	misura measure	L	finitura finishing	kg / 1000pz	pcs/ pack	pcs/ box
P.G150.	05.3.5.	3,5	01 brunito brunished	0,2	100	1000
...

es/e.g.: P.G150.5.3.5.00

perni Ø5 - dowels Ø5



acciaio
steel



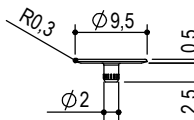
tipo type	misura measure	X	Y	Z	W	finitura finishing	kg / 1000pz	pcs/ pack	pcs/ box
P.111	05.20.5	20,5	27,5	5,5	7	02 zincato bianco white	3,9	500	5000
...

es/e.g.: P.111.05.20,5.02

tappi - cups



ottone
brass

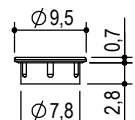


tipo type	Ø bussola Ø housing	finitura finishing	kg / 1000pz	pcs/ pack	pcs/ box
P.T110.	08	05 ottonato brass	0,36	100	5000
		06 bronzato bronze			
		07 nichelato nickel			
		53 nero black			

es/e.g.: P.T110.08.07

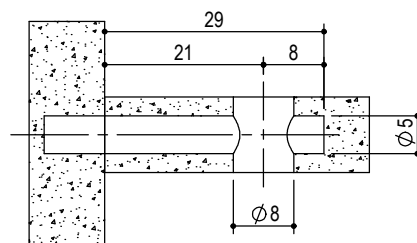


zama
die-cast



tipo type	Ø bussola Ø housing	finitura finishing	kg / 1000pz	pcs/ pack	pcs/ box
P.A458.	08	05 ottonato brass	1,2	100	5000
		06 bronzato bronze			
		07 nichelato nickel			
		53 nero black			

es/e.g.: P.A458.08.07





Giunzioni Connecting fittings

Serie GN112 GN112 Series

GIUNZIONE DELLA SERIE GN110 PERMETTE DI APPLICARE GIUNZIONI STRUTTURALI ANCHE A PANNELLI DI SPESSORE 8 mm.

LE DIMENSIONI RIDOTTE NE MIGLIORANO L'IMPATTO ESTETICO. LA REALIZZAZIONE IN ACCIAIO GARANTISCE ALTA RESISTENZA. SONO DISPONIBILI TAPPI DI COPERTURA.

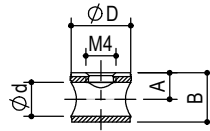
THE GN110 SERIES CONNECTING FITTING ALLOWS THE APPLICATION OF STRUCTURAL CONNECTING FITTINGS EVEN ON PANELS WITH REDUCED FROM 8 mm.

THE REDUCED SIZES IMPROVE THE AESTHETIC IMPACT. THE STEEL MAKING ENSURES RESISTANCE. COVER CAPS ARE AVAILABLE.

bussola Ø8 - housing Ø8



acciaio
steel



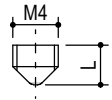
tipo type	ØD	Ød	misura measure	A	B	finitura finishing	kg / 1000pz	pcs/ pack	pcs/ box
P.ST112	08	4,5	07	3,5	6,5	02 zincato bianco white	1,4	500	5000
...

es/e.g.: P.ST112.08.07.02

grano - grain



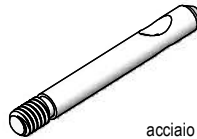
esagono 2
hexagon 2
acciaio
steel



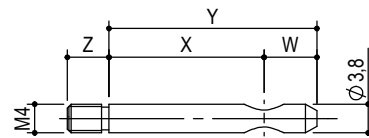
tipo type	misura measure	L	finitura finishing	kg / 1000pz	pcs/ pack	pcs/ box
P.G150.	05.3.5.	3,5	01 brunito brunished	0,2	100	1000
...

es/e.g.: P.G150.05.3.5.01

perni Ø4 - dowels Ø4



acciaio
steel



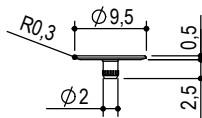
tipo type	misura measure	X	Y	Z	W	finitura finishing	kg / 1000pz	pcs/ pack	pcs/ box
P.112	04.20,5	20,5	27,5	5,5	7	02 zincato bianco white	3,9	500	5000
...

es/e.g.: P.112.04.20,5.02

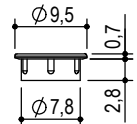
tappi - cups



ottone
brass



zama
die-cast

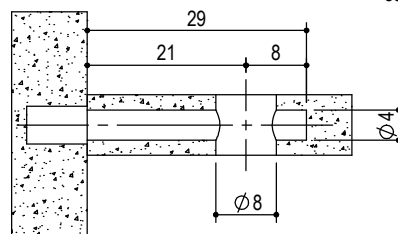


tipo type	Ø bussola Ø housing	finitura finishing	kg / 1000pz	pcs/ pack	pcs/ box
P.T110.	08	05 ottonato brass	0,36	100	5000
		06 bronzato bronze			
		07 nichelato nickel			
		53 nero black			

es/e.g.: P.T110.08.07

tipo type	Ø bussola Ø housing	finitura finishing	kg / 1000pz	pcs/ pack	pcs/ box
P.A458.	08	05 ottonato brass	1,2	100	5000
		06 bronzato bronze			
		07 nichelato nickel			
		53 nero black			

es/e.g.: P.A458.08.07





Giunzioni Connecting fittings

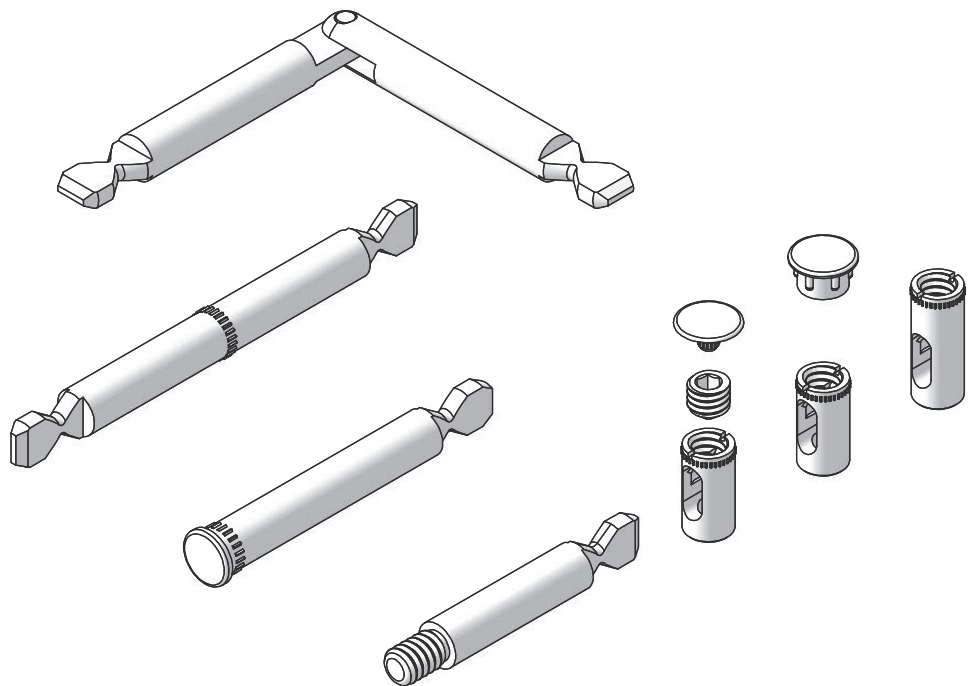
GIUNZIONE DELLA SERIE GN150
PERMETTE DI APPLICARE GIUNZIONI
STRUTTURALI ANCHE A PANNELLI DI
SPESSORE RIDOTTO.

LE DIMENSIONI RIDOTTE NE
MIGLIORANO L'IMPATTO ESTETICO.
LA REALIZZAZIONE IN ACCIAIO
GARANTISCE LA RESISTENZA.
SONO DISPONIBILI TAPPI DI
COPERTURA.

THE GN150 SERIES CONNECTING
FITTING ALLOWS THE APPLICATION
OF STRUCTURAL CONNECTING
FITTINGS EVEN ON PANELS WITH
REDUCED THICKNESS.

THE REDUCED SIZES IMPROVE THE
AESTHETIC IMPACT. THE STEEL
MAKING ENSURES RESISTANCE.
COVER CAPS ARE AVAILABLE.

Serie GN150 GN150 Series





Esempi di applicazioni boccole serie GN150

Application examples housing GN150 series

BOCCOLA ST: CARATTERIZZATA DALL'ESSERE SENZA BORDO E PER FORO NON PASSANTE. SPESSORE MINIMO DEL PANNELLO = 12.5

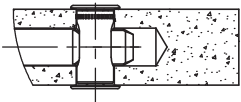
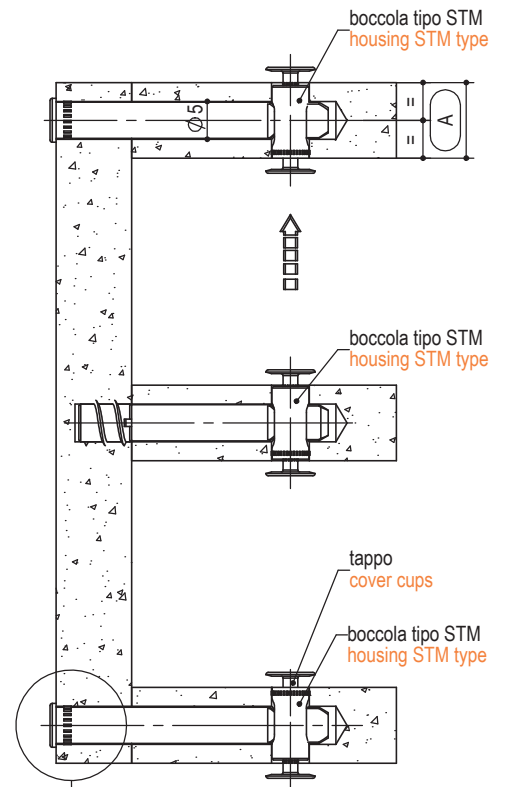
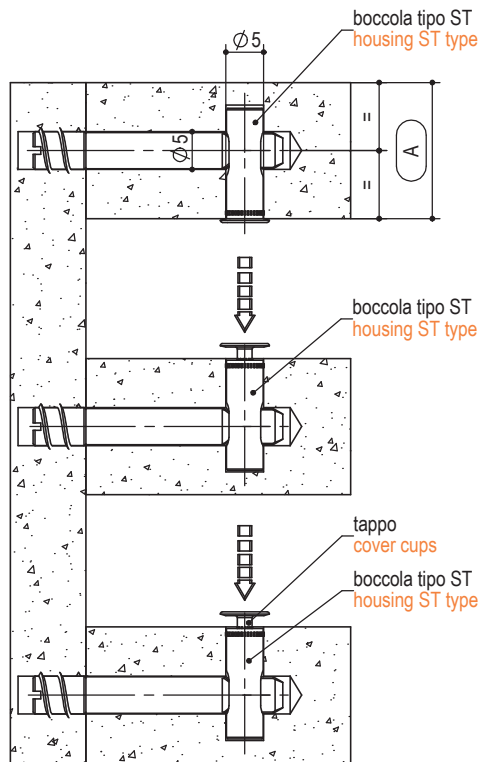
BOCCOLA STM: CARATTERIZZATA DALL'ESSERE SENZA BORDO E DI LUNGHEZZA PARI ALLO SPESSORE DEL PANNELLO. SPESSORE MINIMO DEL PANNELLO = 10.

ST HOUSING: CHARACTERISED BY BEING EDGELESS AND WITHOUT A THROUGH TYPE HOLE. MINIMUM PANEL THICKNESS = 12.5

STM HOUSING: CHARACTERISED BY BEING EDGELESS AND WITH A LENGTH EQUAL TO THE THICKNESS OF THE PANEL. MINIMUM PANEL THICKNESS = 10.

Con boccole **ST** Ø5 mm spessore minimo A = 12,5
 With housing **ST** Ø5 mm min. thickness A = 12,5
 Con boccole **ST** Ø8 mm spessore minimo A = 14
 With housing **ST** Ø8 mm min. thickness A = 14

Con boccole **STM** Ø5 mm spessore minimo A = 10
 With housing **STM** Ø5 mm min. thickness A = 10
 Con boccole **STM** Ø8 mm spessore minimo A = 14
 With housing **STM** Ø8 mm min. thickness A = 14



SMONTAGGIO TAPPO
COVER CUP REMOVAL



Boccole tipo ST150 Housing ST150 type

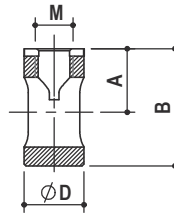
CATAS
Test Report 222136

BOCCOLA ST: CARATTERIZZATA DALL'ESSERE SENZA BORDO. PER FORO NON PASSANTE. SPESSORE MIN. DEL PANNELLO = 12,5

ST BUSHING: CHARACTERISED BY BEING EDGELESS. FOR NON-THROUGH HOLE. MINIMUM PANEL THICKNESS = 12.5



acciaio
steel



boccole Ø5 con grano M4 e perni Ø5 housing Ø5 with dowels Ø5
boccole Ø8 con grano M5 e perni Ø8 housing Ø8 with dowels Ø8

tipo type	ØD	misura measure	A	B	M	finitura finishing	kg / 1000pz	pcs/ pack	pcs/ box
P.ST150.	5	05.12.5.	6,25	9,6	4	02 zincato white zinc	0,7	100	2000
		05.14.	7	10,6			0,8	100	2000
		05.16.	8	12,6			1,0	100	2000
		05.18.	9	14,6			1,2	100	2000
	8	08.18.	9	14,5	5		3,0	100	2000
		08.20.	10	16,5			3,6	100	2000
		08.22.	11	18,5			4,2	100	2000
		08.25.	12,5	22,5			5,2	100	2000
		08.30.	15	27,5			6,8	100	2000

es./e.g.: P.ST150.08.18.02

Boccole tipo STM150 Housing STM150 type

CATAS
Test Report 222136

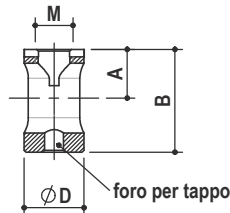
BOCCOLA STM: CARATTERIZZATA DALL'ESSERE SENZA BORDO E DI LUNGHEZZA PARI ALLO SPESSORE DEL PANNELLO.

SPESSORE MINIMO DEL PANNELLO = 10. IL FORO SUL LATO OPPOSTO DEL GRANO PERMETTE L'ASSEMBLAGGIO DEL TAPPO (VEDI PAGINA GRANI E TAPPI).

STM BUSHING: CHARACTERISED BY BEING EDGELESS AND WITH A LENGTH EQUAL TO THE THICKNESS OF THE PANEL. MINIMUM PANEL THICKNESS = 10. THE HOLE ON THE OPPOSITE SIDE OF THE GRAIN ALLOWS CAP ASSEMBLY (SEE GRAINS AND CAPS PAGE).



acciaio
steel



boccole Ø5 grano M4 e perni Ø5 housing Ø5 with dowels Ø5
boccole Ø8 grano M5 e perni Ø8 housing Ø8 with dowels Ø8

tipo type	ØD	misura measure	A	B	M	finitura finishing	kg / 1000pz	pcs/ pack	pcs/ box
P.STM150.	5	05.10.	5	9,6	4	02 zincato white zinc	1	100	2000
	8	08.14.	7	13,6	5		3	100	2000
		08.18.	9	17,6			4	100	2000

es./e.g.: P.STM150.05.10.02

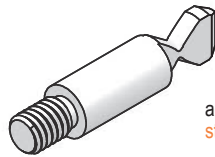
Perni filettati Threaded dowels

i perni Ø5 con le boccole Ø5 dowels Ø5 with housing Ø5
i perni Ø8 con le boccole Ø8 dowels Ø8 with housing Ø8

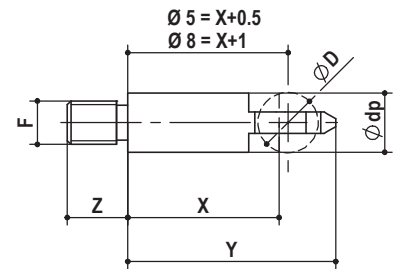


BUSSOLE A RICHIESTA
SPECIFICARE DIMENSIONI
E TIPO.

BUSHING ON REQUEST
SPECIFY SIZE AND TYPE.



acciaio
steel

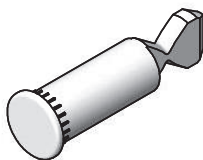


tipo type	misura measure	ØD	Ødp	X	Y	Z	F	finitura finishing	kg / 1000pz	pcs/ pack	pcs/ box
P150	05.20.5.	5	4,8	20,5	26	5,5	M4	02 zincato bianco white zinc	3,4	100	2000
	05.23.5.			23,5	29				3,8	100	2000
	08.20.	8	7,8	20	27,5	8	M6		8,6	100	2000
	08.23.			23	30,5				9,7	100	2000

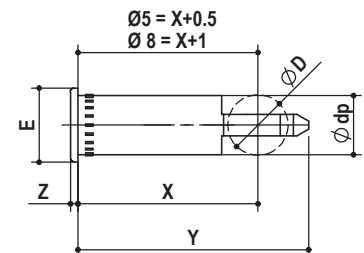
es/e.g.: P150.05.20,5.02

Perni con testa Dowels with head

i perni Ø5 con le boccole Ø5 dowels Ø5 with housing Ø5
i perni Ø8 con le boccole Ø8 dowels Ø8 with housing Ø8



acciaio
steel



tipo type	misura measure	ØD	Ødp	X	Y	Z	E	finitura finishing	kg / 1000pz	pcs/ pack	pcs/ box
P150	T05.30.5.	5	4,8	30,5	36	0,8	6,5	02 zincato bianco white zinc	4,7	100	2000
	T05.33.5.			33,5	39				5,1	100	2000
	T08.30.	8	7,8	30	37,5	1	9,5		11,7	50	1000
	T08.33.			33	40,5				12,8	50	1000

es/e.g.: P150.T05.30,5.02

Perni passanti Double dowels

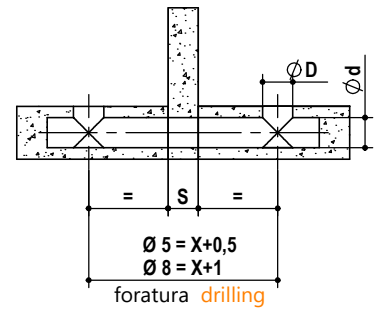
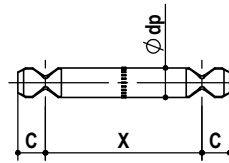
i perni Ø5 con le boccole Ø5 **dowels Ø5 with housing Ø5**
i perni Ø8 con le boccole Ø8 **dowels Ø8 with housing Ø8**

Ø 5

Ø 8



acciaio
steel



tipo type	misura measure	ØD	Ød	Ødp	X	S	C	finitura finishing	kg / 1000pz	pcs/ pack	pcs/ box
P150.	P05.041.	5	5	4,8	41,5	0	5,5	02 zincato bianco white zinc	5,9	100	2000
	P05.049.5.				41,5	8			7	100	2000
	P08.041.	8	8	7,8	41	0	7,5		15,4	50	1000
	P08.049.				41	8			18,3	50	1000

es./e.g.: P150.P05.049,5,02

su richiesta altre misure di interesse "X".
other measure "X" on request.

Perni angolari Corner dowels

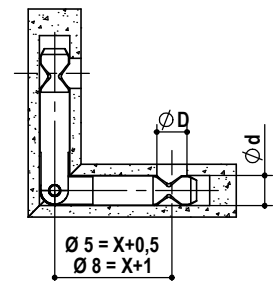
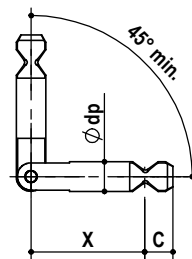
i perni Ø5 con le boccole Ø5 **dowels Ø5 with housing Ø5**
i perni Ø8 con le boccole Ø8 **dowels Ø8 with housing Ø8**

Ø 5

Ø 8



acciaio
steel



tipo type	misura measure	ØD	Ød	Ødp	X	C	finitura finishing	kg / 1000pz	pcs/ pack	pcs/ box
NG150	05.30.5.	5	5	4,8	30,5	5,5	02 zincato bianco white zinc	8,3	50	2000
	08.30.	8	8	7,8	30	7,5		21	25	1000

es./e.g.: NG150.05.030,5,02



Grani Grains

I GRANI HANNO UNA LUNGHEZZA IN BASE ALL'ALTEZZA DELLA BOCCOLA E ALLO SPESSORE DEL PIANO IN MODO DA POTER FISSARE IL TAPPO DI FINITURA.
CON LA BUSSOLA STM IL TAPPO PUO' ESSERE ASSEMBLATO ANCHE SUL LATO OPPOSTO.

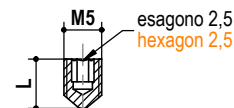
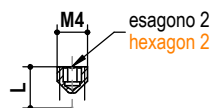
GRAINS HAVE A SPECIFIC LENGTH DEPENDING ON THE HEIGHT OF THE BUSHING AND THE THICKNESS OF THE SURFACE SO AS TO FIX THE FINISH CAP.
IN THE STM TYPE BUSHINGS THE CAP CAN ALSO BE FITTED ON THE OPPOSITE SIDE.



i grani M4 con le boccole Ø5 grains M4 with housing Ø5
i grani M5 con le boccole Ø8 grains M5 with housing Ø8



acciaio
steel



tipo <u>type</u>	spess. piano panell thickness	Ø bussola Ø housing	misura <u>measure</u>	M	L	finitura <u>finishing</u>	kg / 1000pz	pcs/ pack	pcs/ box
P.G150.	10	05	05.3.5.	4	3,5	02 zincato bianco white zinc	0,2	100	1000
	12,5		05.04.		4		0,3	100	1000
	14		05.05.		5		0,4	100	1000
	16		05.06.	6	0,5		100	1000	
	18		05.07.	7	0,6		100	1000	
	14		08	08.04.	4		0,4	100	1000
	18	08.06.		6	0,7		100	1000	
	22	08.08.		5	8		1	100	1000
	25	08.10.		10	1,2		100	1000	
	30	08.12.		12	1,6		100	1000	

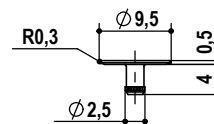
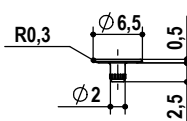
es/e.g.: P.G150.08.8.02

Tappi Covers cup

I tappi Ø6.5 con le boccole Ø5 M4 grains and covers 6,5 with housing 5
I tappi Ø9.5 con le boccole Ø8 M5 grains and covers 9,5 with housing 8



ottone
brass



tipo <u>type</u>	Ø bussola Ø housing	misura <u>measure</u>	finitura <u>finishing</u>	kg / 1000pz	pcs/ pack	pcs/ box
P.T150.	5	05.	07 nichelato nickel	0,17	100	5000
	8	08.		0,36	100	5000

es/e.g.: P.T150.08.07



Giunzioni Connecting fittings

Serie GN200 GN200 Series

GIUNZIONE DELLA SERIE GN200
PROGETTATA PER L'ASSEMBLAGGIO
E PER ESSERE ABBINATA AI
LIVELLATORI.

DETTAGLIO A : BOCCOLA
ECCENTRICA CARATTERIZZATA
DALL' AVERE FORO PASSANTE CHE
PERMETTE IL PASSAGGIO DI UNA
CHIAVE ES 4.

DETTAGLIO B : MOSTRA LA CHIAVE
ESAGONALE 4 PASSANTE
ATTRAVERSO LA GIUNZIONE PER LA
REGOLAZIONE DEL LIVELLATORE.

DETTAGLIO C : MOSTRA LA
SUPERFICIE DI APOGGIO SOTTO LA
GIUNZIONE CHE AUMENTA LA
PORTATA DELLA BASE.

DETTAGLIO D : MOSTRA GLI ULTIMI
30° DI ROTAZIONE, NEI QUALI CI
SONO INCREMENTI DECIMALI
DELLA "TIRATA" IN MODO DA
GARANTIRE L'EFFETTO DI
ANTIROTAZIONE.

DETTAGLIO E : OSSERVARE LA
GRANDE SUPERFICIE DI SPINTA A
GARANZIA DELLA TENUTA.

GN200 SERIES CONNECTING
FITTING DESIGNED FOR ASSEMBLY
AND TO BE COMBINED WITH LEVEL
ADJUSTERS.

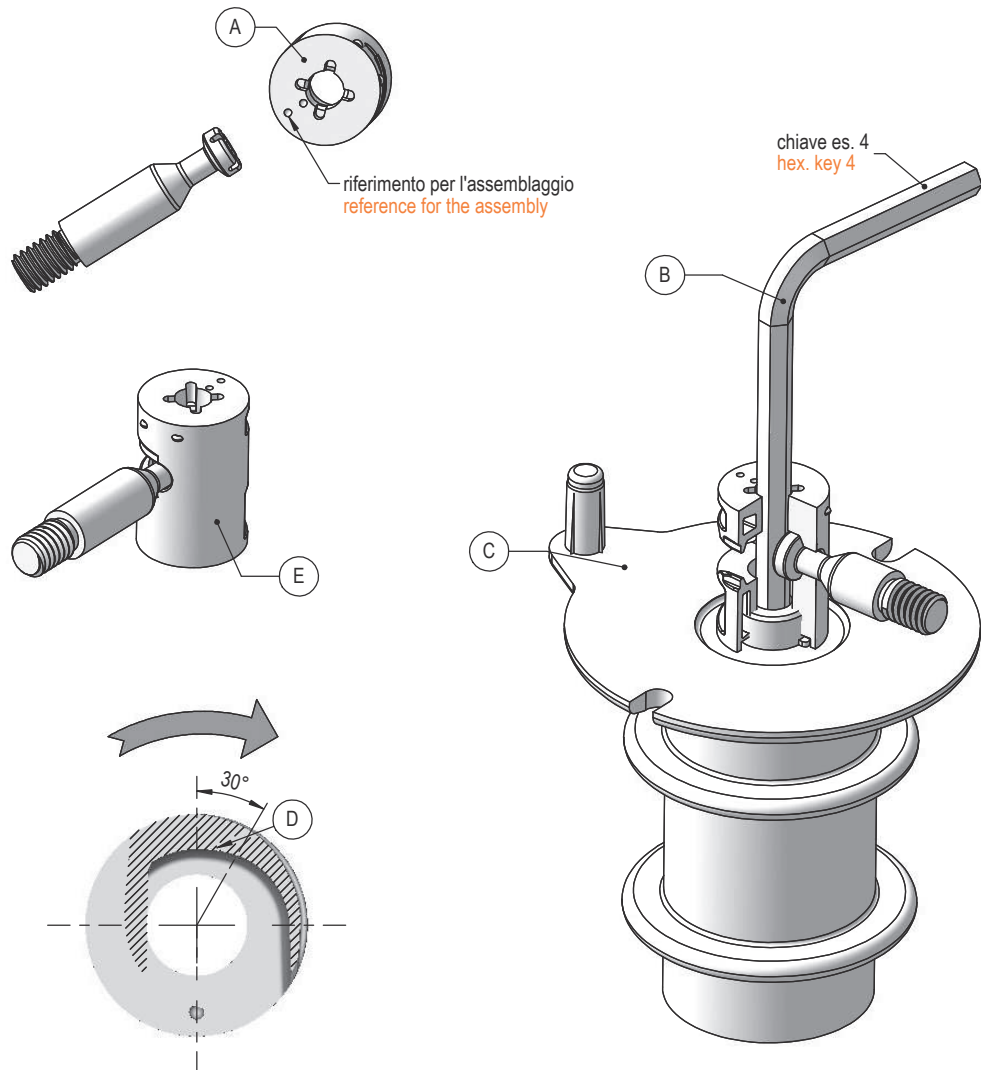
DETAIL A : ECCENTRIC HOUSING
CHARACTERISED BY HAVING A
THROUGH HOLE THAT ALLOWS THE
PASSAGE OF AN HEX. KEY 4.

DETAIL B : SHOWS THE HEX. KEY 4
PASSING THROUGH THE
CONNECTING FITTING FOR THE
ADJUSTMENT OF THE LEVEL
ADJUSTER.

DETAIL C : SHOWS THE SUPPORT
SURFACE UNDER THE CONNECTING
FITTING THAT INCREASES THE
CAPACITY OF THE BASE.

DETAIL D : SHOWS LAST 30°
ROTATION, IN WHICH THERE ARE
DECIMAL INCREASES OF THE
"TIGHTENING" TO ENSURE THE ANTI-
ROTATION EFFECT.

DETAIL E : OBSERVE THE HUGE
THRUST SURFACE TO ENSURE HOLD.





Esempi di applicazioni boccole serie GN200

Application examples housing GN200 series

BOCCOLA EST: CARATTERIZZATA DALL'ESSERE SENZA BORDO. NORMALMENTE UTILIZZATA NELLA PARTE SUPERIORE IN UN FORO CIECO.

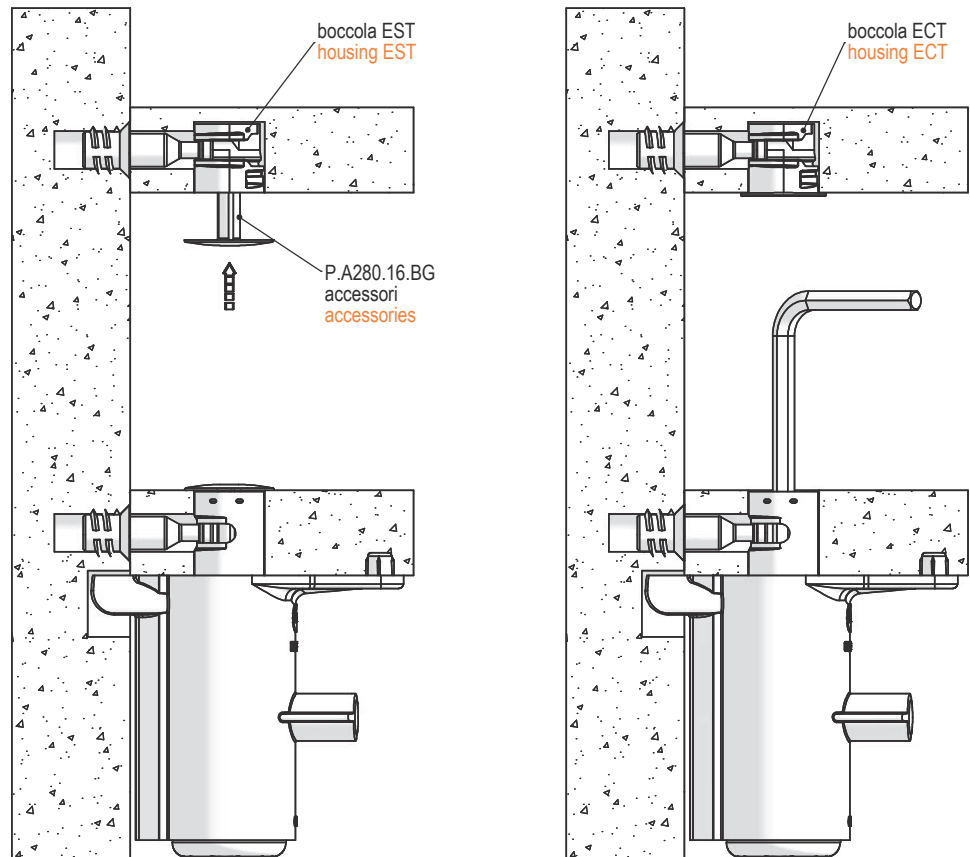
BOCCOLA ECT: CARATTERIZZATA DALL'ESSERE CON BORDO. NORMALMENTE UTILIZZATA NELLA PARTE SUPERIORE IN UN FORO CIECO.

ESSENDO IL RIFERIMENTO DI ASSEMBLAGGIO DI MINIMO IMPATTO ESTETICO LA VERSIONE NICHELATA PUO' ESSERE ASSEMBLATA SENZA IL TAPPO, ANCHE SE DISPONIBILE.

EST HOUSING: CHARACTERISED BY BEING EDGELESS. NORMALLY USED AT THE TOP IN A BLIND HOLE.

ECT HOUSING: CHARACTERISED BY BEING WITH EDGE. NORMALLY USED AT THE TOP IN A BLIND HOLE.

BEING THE ASSEMBLY REFERENCE OF MINIMUM AESTHETIC IMPACT, THE NICKEL-PLATED VERSION CAN BE ASSEMBLED WITHOUT THE CAP, EVEN IF AVAILABLE.



Boccola con e senza testa tipo EST55 e ECT55

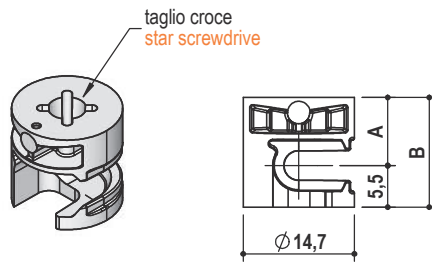
Housing system with or without collar EST55 e ECT55 type

BOCCOLE PER PIANI SUPERIORI
CON TAGLIO A CROCE NON
PASSANTE.

HOUSING WITH CROSS CUT NOT
PAST, USED TO UPPER FLOORS



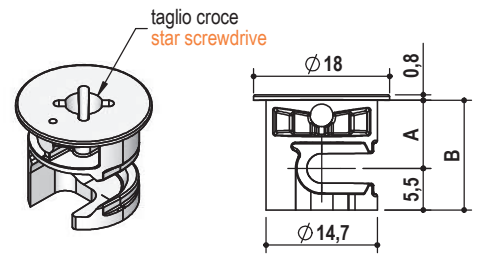
zama
die-cast



senza testa EST55
without collar EST55

tipo type	misura measure	A	B	finitura finishing	kg / 1000pz	pcs/ pack	pcs/ box
P. EST55.15.	18.	9	14,5	00 grezzo raw 05 ottonato brass 06 bronzo bronzed 07 nichelato nickel	8	50	2000

es./e.g.: P. EST55.15.18.00



con testa ECT55
with collar ECT55

tipo type	misura measure	A	B	finitura finishing	kg / 1000pz	pcs/ pack	pcs/ box
P. ECT55.15.	18.	9	14,5	00 grezzo raw 05 ottonato brass 06 bronzo bronzed 07 nichelato nickel	8	50	2000

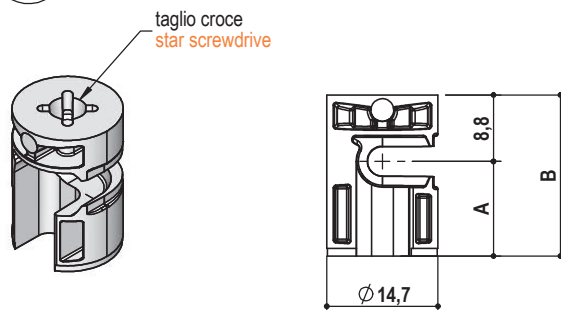
es./e.g.: P. ECT55.15.18.00

Boccola senza testa tipo EST88

Housing system without collar EST88 type



zama
die-cast



tipo type	misura measure	A	B	finitura finishing	kg / 1000pz	pcs/ pack	pcs/ box
P. EST88.15.	25.	12,5	21,3	00 grezzo raw 05 ottonato brass 06 bronzo bronzed 07 nichelato nickel	13	50	2000

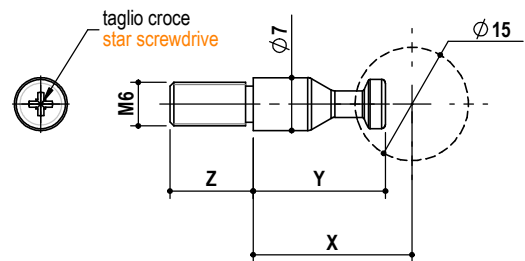
es./e.g.: P. EST88.15.25.00

Perni filettati Threaded dowels

Ø7



acciaio
steel

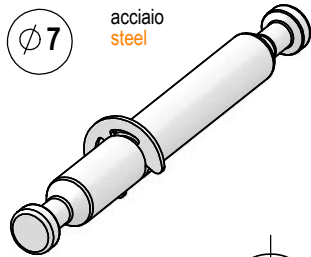


tipo type	misura measure	X	Y	Z	finitura finishing	kg / 1000pz	pcs/ pack	pcs/ box
P.EC68.	21.M6x08.	21	17,5	8	02 zincato bianco w hite zinc	6,0	50	2000
	21.M6x11.			11		6,2		
	28.M6x08.	28	24,5	8		8,4		
	31.M6x08	31	27,5	8		9,5		

es./e.g.: P.EC68.21.M6x11.02

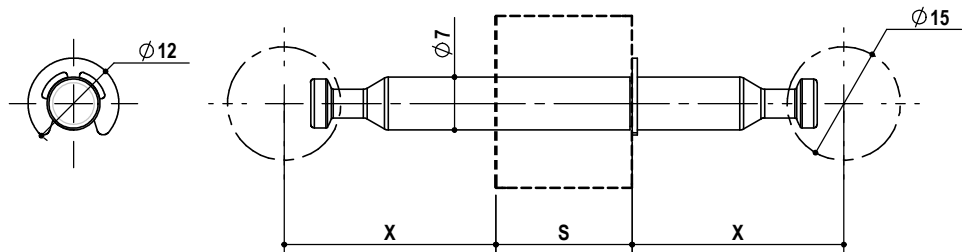


Perni passanti Double dowels



Ø7

acciaio
steel



tipo type	misura measure	X	S	finitura finishing	kg / 1000pz	pcs/ pack	pcs/ box
A.ECP68.	56	28	0	02 zincato bianco white zinc	14,5	25	1000
	28.18.		18		21,2	25	1000
	28.25.		25		24,0	25	500
...

su richiesta altre misure di interasse "X"
other wheel base "X" on request .

es./e.g.: A.ECP68.56.02



Giunzioni Connecting fittings

Serie GN300 GN300 Series

GIUNZIONE REGGIPIANO GN300 CON DISPOSITIVO ANTISGANCIAMENTO.

DETTAGLIO A: GIUNTO E SQUADRETTA CARATTERIZZATI DALL' AVERE FORI PASSANTI CHE PERMETTONO IL PASSAGGIO DI UNA CHIAVE ES.4 PER LA REGOLAZIONE DEL LIVELLATORE DELLA SERIE LV330 e LV600.

DETTAGLIO B: IL DISPOSITIVO DI ANTISGANCIAMENTO E' AZIONABILE SIA DA SOPRA SIA DA SOTTO.

DETTAGLIO C: CHIAVE ES.4 PASSANTE ATTRAVERSO LA GIUNZIONE PER LA REGOLAZIONE DEL LIVELLATORE.

DETTAGLIO D: SISTEMA DI TENUTA ASSIALE DEI RIPIANI A SOLA PRESSIONE CHE FACILITA L'ASSEMBLAGGIO AUTOMATIZZATO.

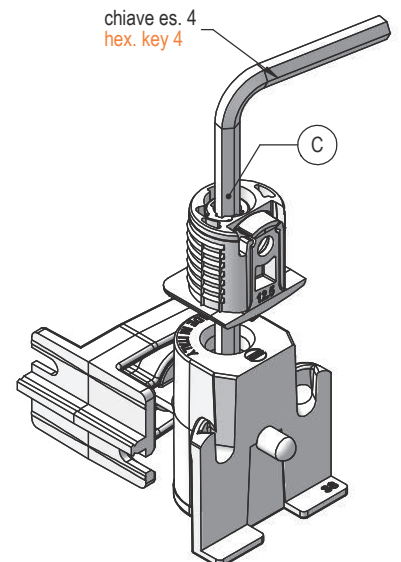
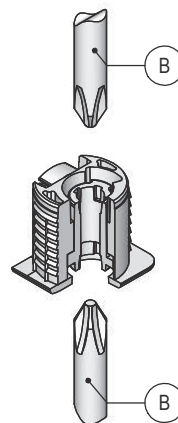
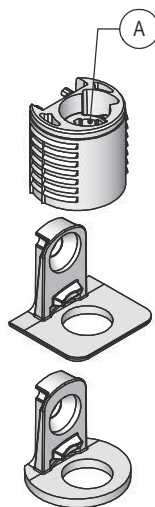
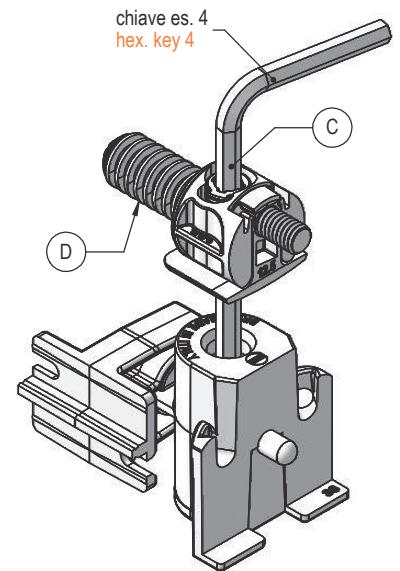
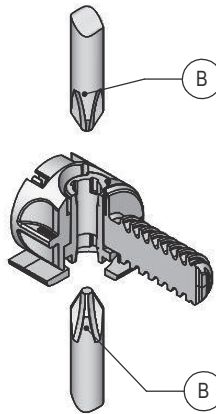
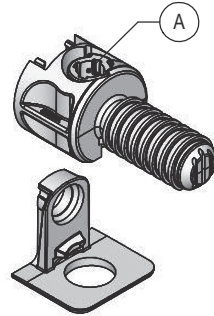
GN300 SHELF SUPPORT CONNECTING FITTING WITH ANTI-RELEASE DEVICE.

DETAIL A: CONNECTING FITTING AND BRACKET CHARACTERISED BY HAVING THROUGH HOLES THAT ALLOW THE PASSAGE OF AN HEX. KEY 4 TO ADJUST THE LV330 AND LV600 SERIES LEVEL ADJUSTER TO WHICH IT CAN BE COMBINED.

DETAIL B: SHOWS HOW THE ANTI-RELEASE DEVICE CAN BE OPERATED EITHER FROM ABOVE OR FROM BELOW.

DETAIL C: SHOWS THE HEX. KEY 4 PASSING THROUGH THE CONNECTING FITTING FOR THE ADJUSTMENT OF THE LEVEL ADJUSTER.

DETAIL D: SHOWS THE PRESSURE ONLY HOLDING SYSTEM OF THE SHELVES THAT FACILITATES AUTOMATED ASSEMBLY.





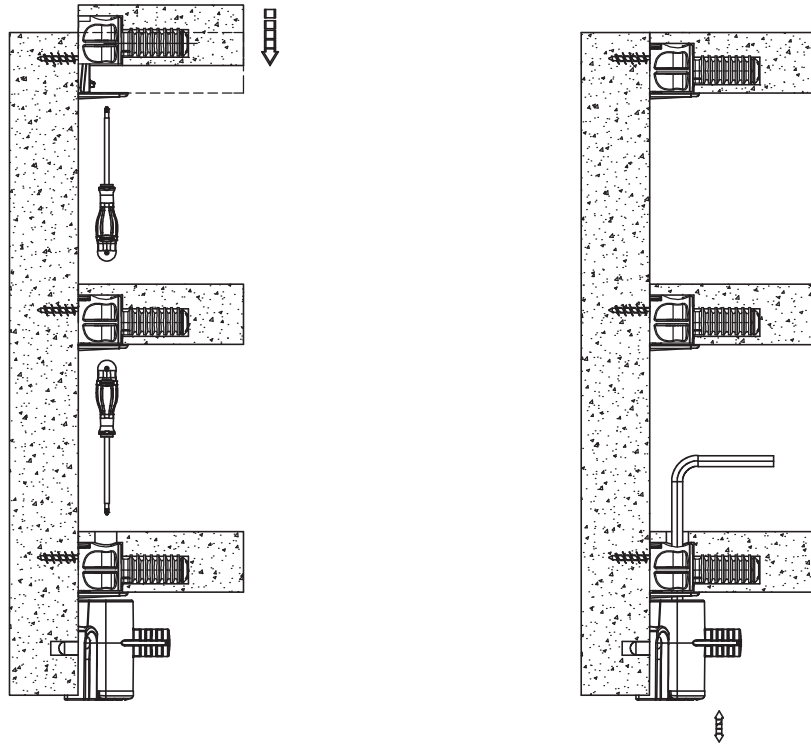
Esempi di applicazioni giunzioni serie GN300-GN330

Application examples connecting fittings GN300-GN330 series

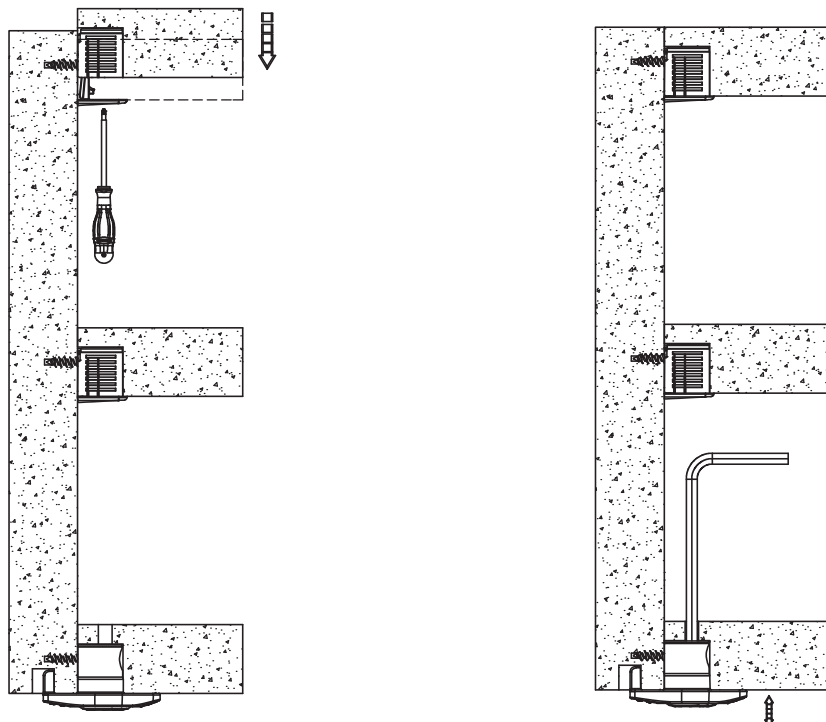
L'ASSEMBLAGGIO DEL PIANO AVVIENE CON UN MOVIMENTO VERTICALE. IL FISSAGGIO DELLA GIUNZIONE PUO' AVVENIRE SIA DAL LATO SUPERIORE CHE INFERIORE. E' POSSIBILE PASSARE ATTRAVERSO LA GIUNZIONE PER EFFETTUARE LA REGOLAZIONE DEL LIVELLATORE DELLA SERIE LV330 O LV600 CON CHIAVE ES. 4. LA STESSA GIUNZIONE E' UTILIZZABILE SU TUTTI I RИPIANI SUPERIORI INFERIORI E INTERMEDI.

THE ASSEMBLY OF THE SHELF IS PERFORMED WITH VERTICAL MOVEMENT. CONNECTING FITTING FIXING CAN BE CARRIED OUT BOTH FROM THE TOP AND BOTTOM SIDE. PASSING THROUGH THE CONNECTING FITTING WITH AN HEX. KEY 4 CAN PERFORM ADJUSTMENT OF THE LV 330 OR LV600 SERIES LEVEL ADJUSTER. THE SAME CONNECTING FITTING CAN BE USED ON ALL UPPER LOWER AND INTERMEDIATE SHELVES.

Serie GN300
GN300 series



Serie GN330
GN330 series





Giunto ripiano tipo GN301 Shelf support GN 301 type



Test Report 117684/1-117684/2

BUSSOLA RIPIANO CON SISTEMA ANTISGANCIAMENTO INTEGRATO AZIONABILE SIA SUPERIORMENTE SIA INFERIORMENTE. IL FORO PASSANTE PERMETTE IL PASSAGGIO DI UNA CHIAVE ES.4. L'ASSEMBLAGGIO E' SOLAMENTE A PRESSIONE ORIZZONTALE.

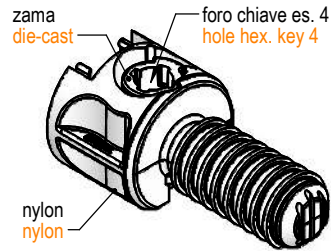
SHELF BUSH WITH INTEGRATED ANTI-RELEASE SYSTEM THAT CAN BE OPERATED ABOVE AND BELOW. THE THROUGH HOLE ALLOWS THE PASSAGE OF AN HEX. KEY 4. SNAP-ON ASSEMBLY HORIZONTAL ONLY.



400 N

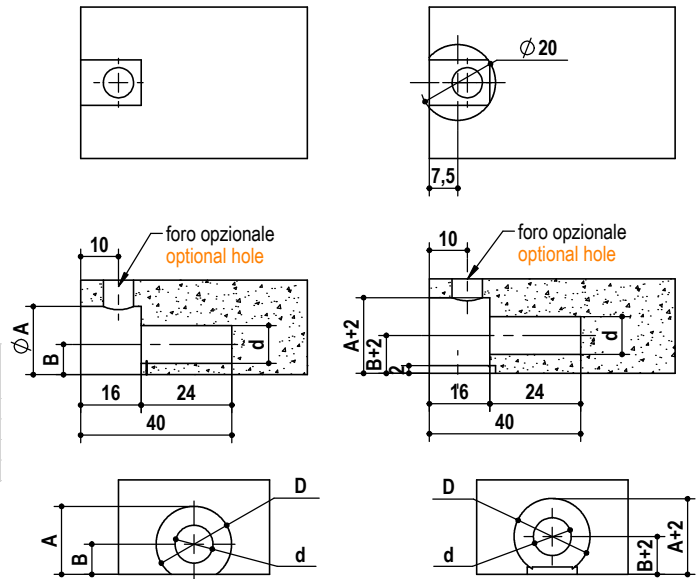


600 N



tipo type	misura measure	ØD	A	B	Ød	finitura finishing	kg / 1000pz	pcs/ box	pcs/ pack
A.GN301.	16.	16	14	6	8	55 grigio grey	5,3	2000	50
	20.	20	18	8			8,1	1000	50
	22.	22	20	9	10		8,9	1000	50
	25.	25	22,5	10			11,0	1000	50

es./e.g.: A.GN301.20.55



lavorazioni per squadrette tipo GN301
machining for bracket support type GN301

lavorazioni per squadrette tipo GN311
machining for bracket support type GN311


Giunto ripiano tipo GN331 Shelf support GN 331 type

BUSSOLA REGGIRIPIANO CON SISTEMA ANTISGANCIAMENTO INTEGRATO AZIONABILE SIA SUPERIORMENTE SIA INFERIORMENTE. IL FORO PASSANTE PERMETTE IL PASSAGGIO DI UNA CHIAVE ES.4. L'ASSEMBLAGGIO E' SOLAMENTE A PRESSIONE.

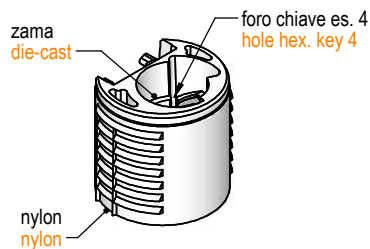
SHELF BUSH WITH INTEGRATED ANTI-RELEASE SYSTEM THAT CAN BE OPERATED ABOVE AND BELOW. THE THROUGH HOLE ALLOWS THE PASSAGE OF AN HEX. KEY 4. SNAP-ON ASSEMBLY ONLY.



400 N

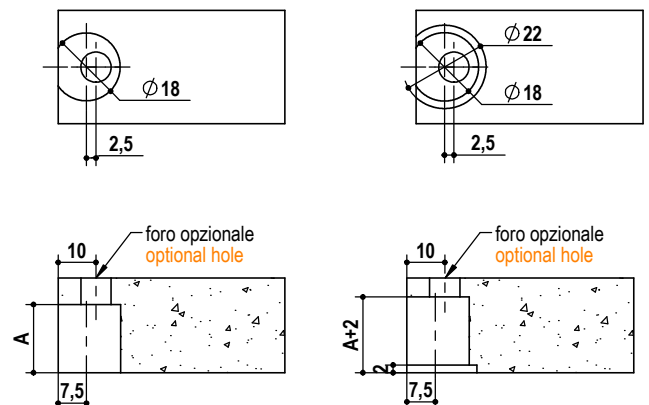


DIMA ASSEMBLAGGIO MANUALE
MANUAL ASSEMBLY TEMPLATE



tipo type	misura measure	A	finitura finishing	kg / 1000pz	pcs/ box	pcs/ pack
A.GN331.	18x14.	14	55 grigio grey	4,8	2500	50
	18x18.	18		6,6	2000	50
	18x23.	23		8,1	2000	50

es./e.g.: A.GN331.18x18.55





Squadretta reggipiano foro svasato tipo GN301 - GN311 Bracket support countersunk hole GN301 - GN311 type

CON FORO PASSANTE PER VITE
TRUCIOLARE Ø4.

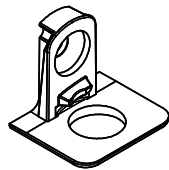
BRACKET FOR CHIPBOARD SCREW 4
HOLE.



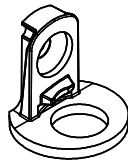
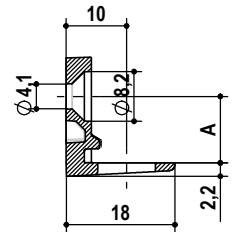
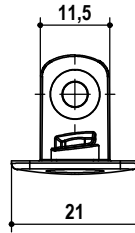
400 N

ALTRE MISURE A RICHIESTA
OTHER MEASURES ON REQUEST.

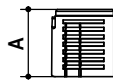
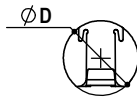
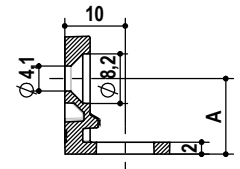
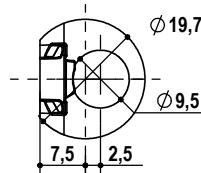
zama
die-cast



tipo - type P.GN301FP.



tipo - type P.GN311FP.



		tipo type	misura measure	A	finitura finishing	kg / 1000pz	pcs/ pack	pcs/ box
Ø16	A=14	P.GN301FP	09.	9	07 nichelato nickel	5,5	100	2000
Ø20 - Ø22	A=18	P.GN301FP	11.	11				
			12,5.	12,5				
Ø22	A=18	P.GN301FP	14.	14.		6,9		
Ø25	A=23	P.GN301FP P.GN311FP	15.	15.	6,8			

es./e.g.: P.GN301FP.11.07



Squadretta reggipiano con tassello preassemblato tipo GN301 - GN311 Bracket support preassembled with rawlplug GN301 - GN311 type

CON BUSSOLA Ø 5 AD ESPANSIONE
PREMONTATA.

BRACKET WITH PREMONTED Ø 5
EXPANDING SOCKET.

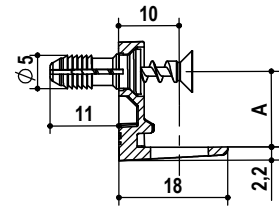
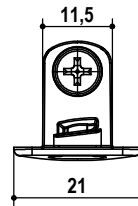


ALTRE MISURE A RICHIESTA
OTHER MEASURES ON REQUEST.

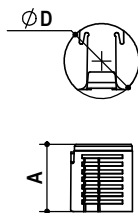
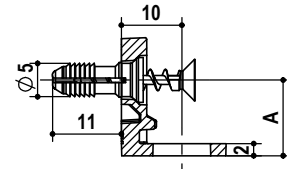
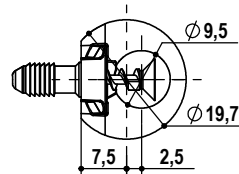
zama nylon
die-cast nylon



A.GN301VB.



A.GN311VB.



			tipo type	misura measure	A	finitura finishing	kg / 1000pz	pcs/ pack	pcs/ box
Ø20 - Ø22		A=18	A. GN301VB	11.	11	Ø7 nichelato nickel	7,2	100	2000
				12,5.	12,5				
Ø25		A=23	A. GN301VB A. GN311VB	15.	15.		7,7		

es./e.g.: A.GN301VB.11.07

CON FORO PASSANTE PER VITE
EURO O VITE SPECIALE M6 A
RICHIESTA.

WITH HOLE FOR SCREW EURO OR
SPECIAL SCREW M6 A REQUEST.

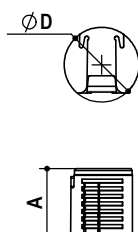
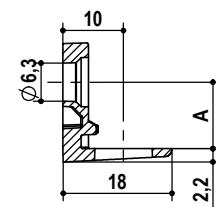
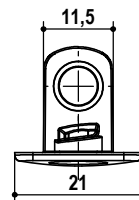


ALTRE MISURE A RICHIESTA
OTHER MEASURES ON REQUEST.

zama
die-cast

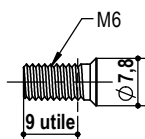


P.GN301EU.



			tipo type	misura measure	A	finitura finishing	kg / 1000pz	pcs/ pack	pcs/ box
Ø16		A=14	P. GN301EU	09.	9	Ø7 nichelato nickel	5,3	100	2000
Ø20 - Ø22		A=18	P. GN301EU	11.	11		6,0		
				12,5.	12,5		6,6		
Ø25		A=23	P. GN301EU	15.	15.				

es./e.g.: P.GN301EU.11.07



useful
VITE SPECIALE M6
S.P.A585.M6.12.07

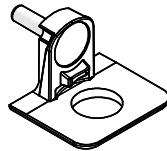


Squadretta reggipiano con perno Ø3 tipo GN301 - GN311 Bracket support with pin Ø3 GN301 - GN311 type

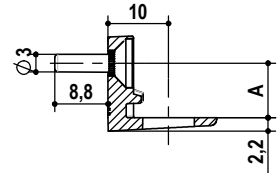
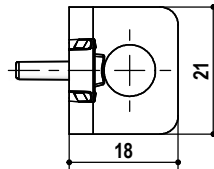


ALTRE MISURE A RICHIESTA
OTHER MEASURES ON REQUEST.

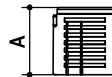
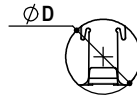
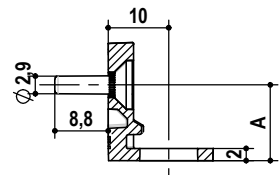
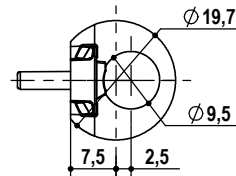
zama
die-cast



A.GN301PR.



A.GN311PR.



		tipo type	misura measure	A	finitura finishing	kg / 1000pz	pcs/ pack	pcs/ box
	A=14	A.GN301PR	09.	9	07 nichelato nickel	12,9	100	2000
Ø20 - Ø22	A=18	A.GN301PR	11.	11		13,6		
			12,5.	12,5		14,3		
Ø22	A=18	A.GN301PR	14.	14.		14,2		
Ø25	A=23	A.GN301PR	15.	15.	14,2			
		A.GN311PR						

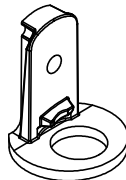
es./e.g.: A.GN311.PR.07

Squadretta reggipiano con foro M4 tipo GN301 - GN311 Bracket support with hole M4 GN301 - GN311 type

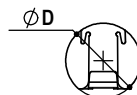
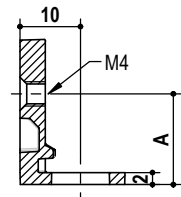
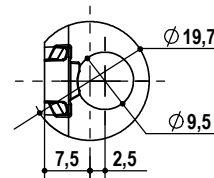


ALTRE MISURE A RICHIESTA
OTHER MEASURES ON REQUEST.

zama
die-cast



P.GN311M4.



		tipo type	misura measure	A	finitura finishing	kg / 1000pz	pcs/ pack	pcs/ box
	A=23	P.GN311M4	15.	15.	07 nichelato nickel	7,5	100	2000

es./e.g.: P.GN311.M4.07



Squadretta reggipiano foro svasato tagliata tipo GN301 Bracket support countersunk hole cut GN301 type

CON FORO PASSANTE PER VITE TRUCIOLARE Ø4.

BRACKET FOR CHIPBOARD SCREW 4 HOLE.



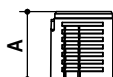
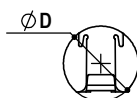
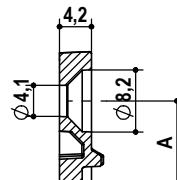
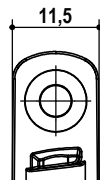
400 N

ALTRE MISURE A RICHIESTA
OTHER MEASURES ON REQUEST.

zama
die-cast



P.GN301SA.FP.



		tipo type	misura measure	A	finitura finishing	kg / 1000pz	pcs/ pack	pcs/ box
		P.GN301SA.FP	09.	9	07 nichelato nickel	2,6	100	2000
Ø16	A=14		11.	11		3,28		
Ø20 - Ø22	A=18		12,5.	12,5		3,3		
Ø22	A=18		14.	14.		3,82		
Ø25	A=23		15.	15.				

es./e.g.: P.GN301SA.FP.11.07

CON FORO PASSANTE PER VITE EURO E VITE SPECIALE M6 A RICHIESTA.

WITH HOLE FOR SCREW EURO AND SPECIAL SCREW M6 A REQUEST.



400 N

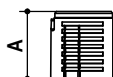
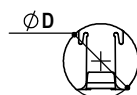
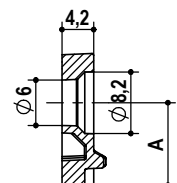
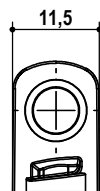
ALTRE MISURE A RICHIESTA
OTHER MEASURES ON REQUEST.

Squadretta reggipiano per vite euro tagliata tipo GN301 Bracket support for euro screw cut GN301 type

zama
die-cast

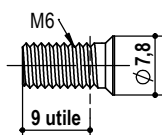


P.GN301SA.EU.



		tipo type	misura measure	A	finitura finishing	kg / 1000pz	pcs/ pack	pcs/ box
		P.GN301FP.EU	11.	11	07 nichelato nickel	3,1	100	2000
20 - 22	A=18							

es./e.g.: P.GN301SA.EU.11.07



useful
VITE SPECIALE M6
S.P.A585.M6.12.07



Squadretta reggipiano tipo P.A360 Bracket support P.A360 type

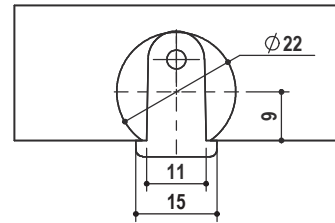
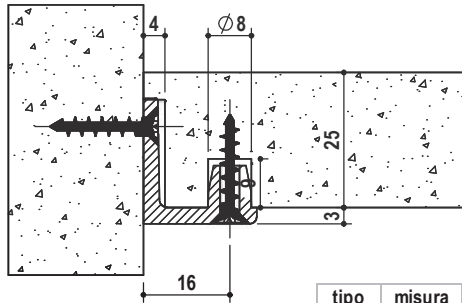
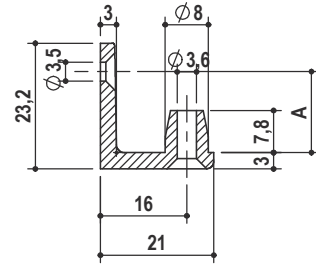
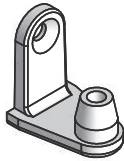
zama
die-cast

ATTRAVERSO IL FORO DELLA
SQUADRETTA SI PUO' FISSARE
IL RIPIANO CON UNA VITE Ø3.5

THROUGH THE HOLE SQUARE
CAN FIX THE PLAN WITH A
SCREW Ø3.5



400 N



tipo type	misura measure	A	finitura finishing	kg / 1000pz
P.A360.	15.	15,0	05 ottonato brass	9
			07 nichelato nickel	

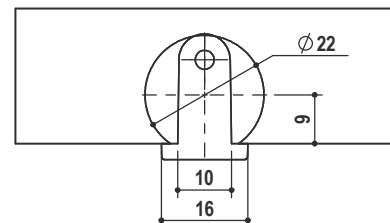
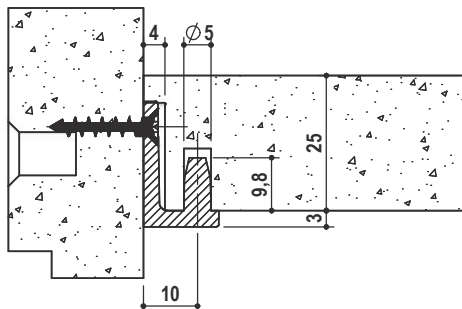
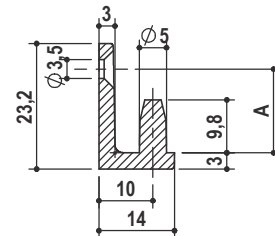
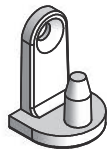
es./e.g.: P.A360.15.05

Squadretta reggipiano tipo P.A361 Bracket support P.A361 type

zama
die-cast



400 N



tipo type	misura measure	A	finitura finishing	kg / 1000pz
P.A361.	15.5.	15,5	05 ottonato brass	8
			07 nichelato nickel	

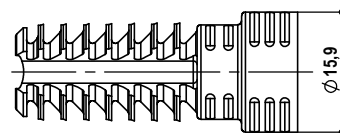
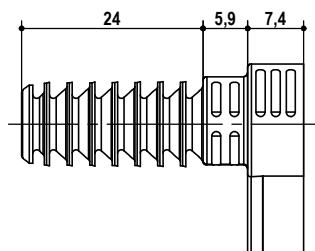
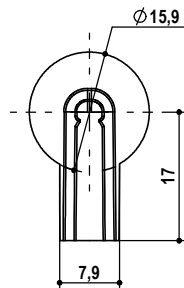
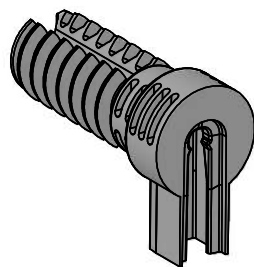
es./e.g.: P.A361.15.5.05



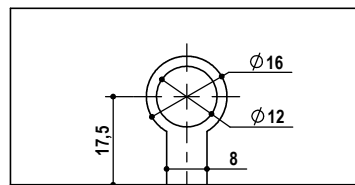
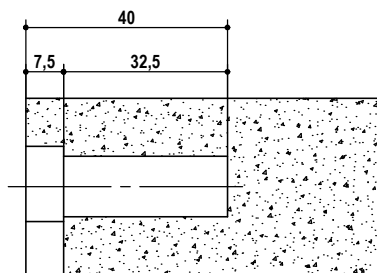
Giunzione tipo GN361 Invisible shelf support GN361



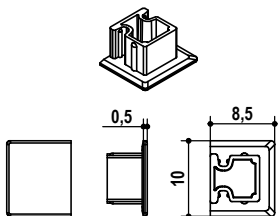
nylon grigio
gray nylon



IL REGGIRIPIANO GN361 PUO' ESSERE COMBINATO CON LE VITI DELLA GAMMA GN400. VEDERE TABELLA RIASSUNTIVA DEI POSSIBILI ACCOPPIAMENTI CON LE VITI DELLA SERIE GN400. THE GN361 SHELF SUPPORT CAN COMBINED WITH THE GN400 SERIES SCREWS. SEE THE TABLE WITH POSSIBLE COMBINATIONS.



ACCESSORI
ACCESSORIES



tappo in plastica
plastic cover cup
cod. P.T361.08.00

tipo type	misura measure	finitura finishing	kg / 1000pz	pcs/ pack	pcs/ box
P.GN361.	16.17.	53 nero black	4,5	50	1000

es./e.g.: P.GN361.16.17.53

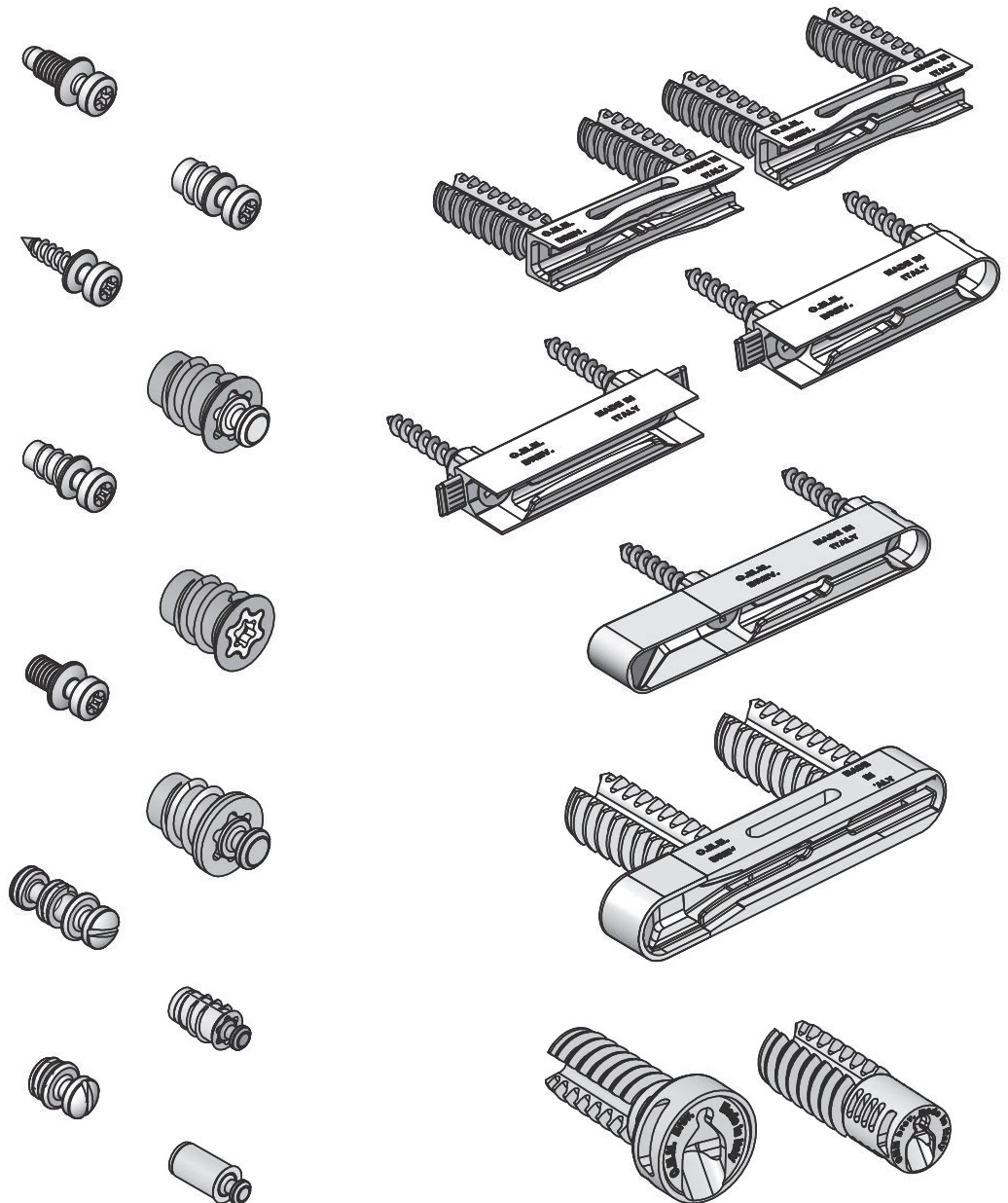


Giunzioni Connecting fittings

GIUNZIONE DELLA SERIE GN400
E' CARATTERIZZATA
DALL'ESSERE COMPLETAMENTE A
SCOMPARSA UNA VOLTA
ASSEMBLATA.

THE GN400 SERIES CONNECTING
FITTING IS CHARACTERISED BY
BEING COMPLETELY RETRACTABLE
ONCE INSTALLED.

Serie GN400 GN400 Series





Giunzioni Connecting fittings

Serie GN400 GN400 Series

LA GIUNZIONE DELLA SERIE GN400 E' CARATTERIZZATA DALL'ESSERE COMPLETAMENTE A SCOMPARSATA UNA VOLTA ASSEMBLATA.

FIGURA A : LA PARTICOLARE FORMA INDICATA NELLA FIGURA A GENERA DURANTE L'ASSEMBLAGGIO UNA FORZA DI TRAZIONE TRA RIPIANO E IL MONTANTE.

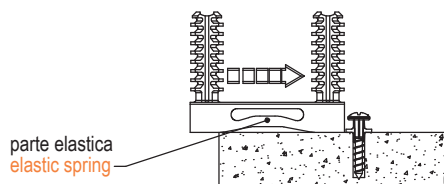
FIGURA B-C : MOSTRANO LE DUE MODALITA' DI ASSEMBLAGGIO DELLA GN400. LA PRIMA CON UN MOVIMENTO ORIZZONTALE. LA SECONDA CON DUE MOVIMENTI, VERTICALE E ORIZZONTALE.

THE GN400 SERIES CONNECTING FITTING IS CHARACTERISED BY BEING COMPLETELY RETRACTABLE ONCE INSTALLED.

FIGURE A : THE SPECIAL SHAPE INDICATED IN FIGURE A GENERATES A TRACTION FORCE BETWEEN THE SHELF AND THE UPRIGHT WHEN ASSEMBLING.

FIGURES B-C : SHOW THE TWO ASSEMBLY METHODS OF THE GN400. THE FIRST WITH A HORIZONTAL MOVEMENT. THE SECOND WITH TWO MOVEMENTS, VERTICAL AND HORIZONTAL.

figura: A
drawing: A



F=50N
forza esercitata della parte elastica
elastic spring force

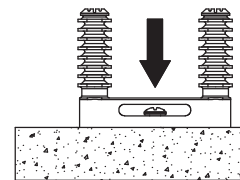


figura: B
drawing: B

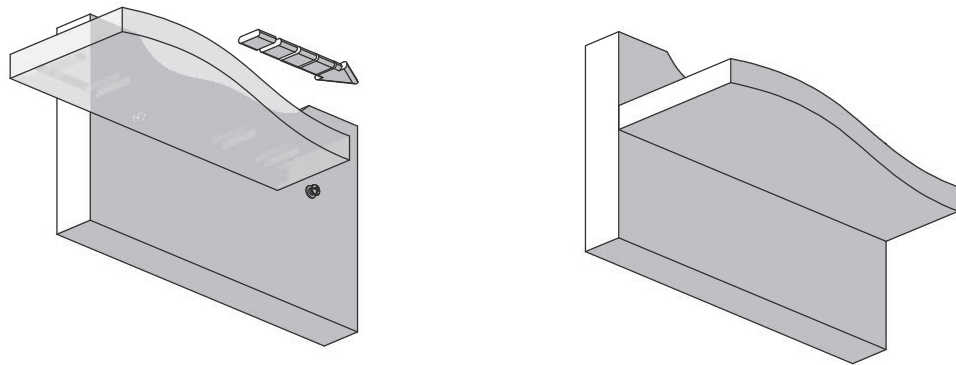
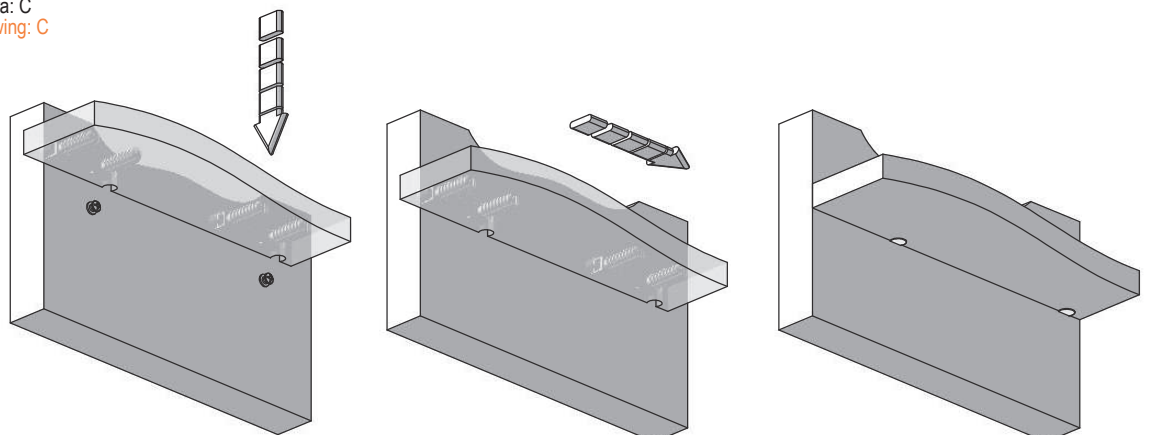


figura: C
drawing: C



P.T400.08.55
accessori
accessories

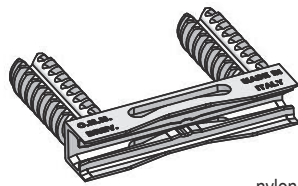
Reggi piano invisibile tipo GN401- 402 - 411- 412 per assemblaggio in orizzontale Invisible shelf support GN401- 402 - 411- 412 type for horizontal assembly



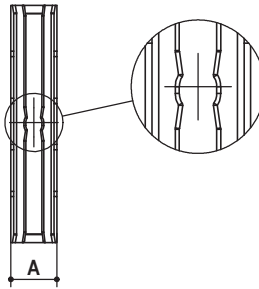
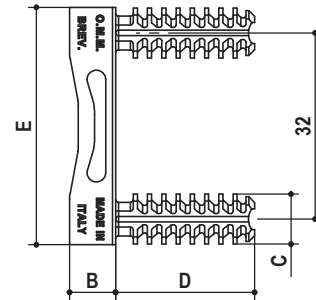
400 N



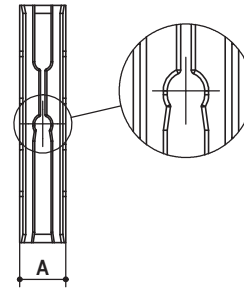
300 N



nylon grigio
gray nylon

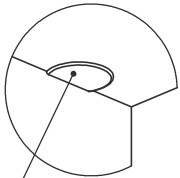


giunzione GN401 - GN411 con asola passante
shelf support GN401 - GN411 through slot



giunzione GN402 - GN412 con fermo
shelf support GN402 - GN412 with stop

ACCESSORI ACCESSORY



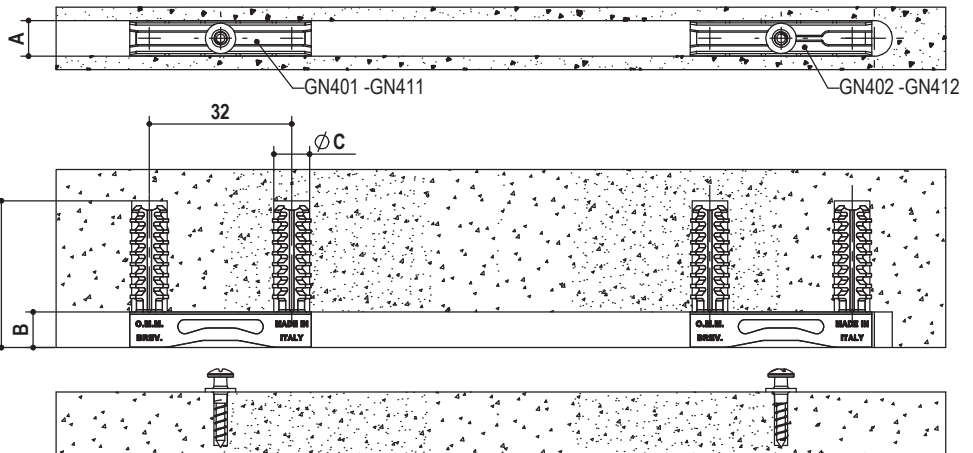
TAPPO SFACCETTATO
PER FORO Ø 8mm.
FACETED CAP FOR
8mm HOLE.
Cod. P.T.400.08



BUSSOLE A RICHIESTA
SPECIFICARE DIMENSIONI E TIPO.
BUSHINGS ON REQUEST SPECIFY
SIZE AND TYPE.



DIMA MONTAGGIO MANUALE
MANUAL MONTAGE TEMPLATE
P.UT.GN400.02



tipo type	misura measure	A	B	C	D	E	finitura finishing	kg / 1000pz	pcs/ pack	pcs/ box
P.GN401.	8x8.	8	8	24	41	55 grigio gray		3,6	50	1000
P.GN402.	8x8.									
P.GN411.	12x8.	12	12	28	45			4,6	50	1000
P.GN412.	12x8.									

es./e.g.: P.GN401.8x8.55



Reggi piano invisibile tipo GN406-407 per assemblaggio verticale Invisible shelf support GN406-407 type for vertical assembly

nylon grigio
grey nylon



400 N



400 N

GIUNZIONE CARATTERIZZATA DALL'ESSERE COMPLETAMENTE A SCOMPARSA UNA VOLTA ASSEMBLATA.

DOTATA DI FORI PASSANTI PER POTER ESSERE AVVITATA, QUESTO PERMETTE DI ESSERE USATA ANCHE SU DIVISORI VERTICALI

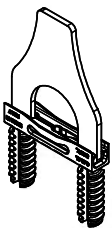
THE GN400 SERIES CONNECTING FITTING IS CHARACTERISED BY BEING COMPLETELY RETRACTABLE ONCE INSTALLED. EQUIPPED WITH HOLES FOR BEFORE BEING SCREWED, THIS PERMITS TO BE USED ALSO ON VERTICAL DIVIDERS.

ACCESSORI ACCESSORY



BUSSELE A RICHIESTA SPECIFICARE DIMENSIONI E TIPO.

BUSHINGS ON REQUEST SPECIFY SIZE AND TYPE.



DIMA MONTAGGIO MANUALE
MANUAL MONTAGE TEMPLATE
P. UT. GN400.02

vite mordente testa
svasata taglio croce
Ø3.5x40

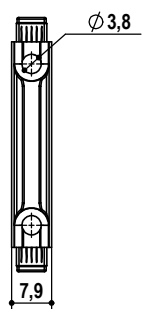
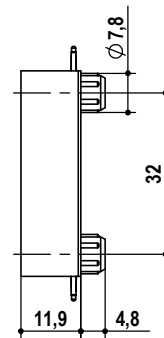
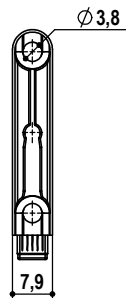
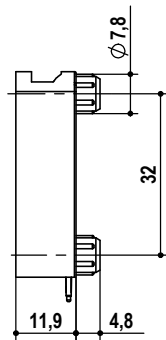
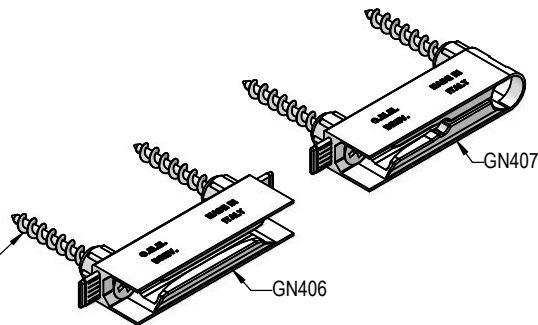
non inclusa

screw head bite

flared cut cross

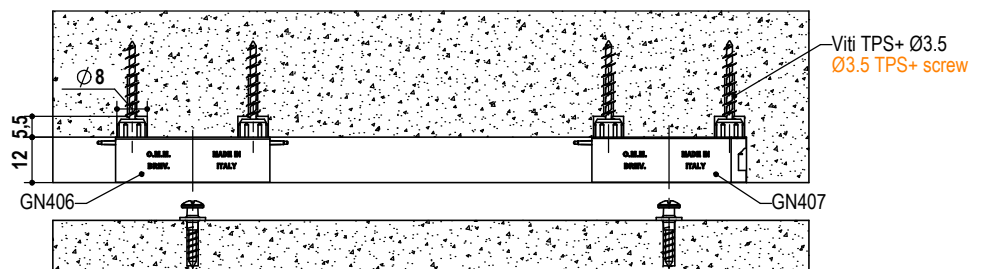
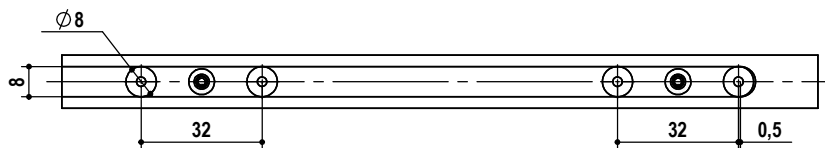
Ø3.5x40

not included



giunzione GN407 con fermo
shelf support GN407 with stop

giunzione GN406 passante
shelf support GN406 through slot



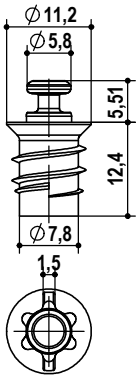
tipo type	misura measure	finitura finishing	kg / 1000pz	pcs/ pack	pcs/ box
P.GN406.	8x12.	53 nero black	3,6	50	1000
P.GN407.	8x12.		4,6	50	1000

es./e.g.: P.GN406.08x12.53



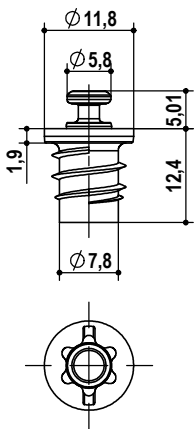
Reggi piano invisibile tipo GN437 a scomparsa

Invisible shelf support GN437 type invisible



Perno con molla TS
Pin under spring TS

torx T45
blade+torx screwdriver
A.GN400.TS.08.12.5.02

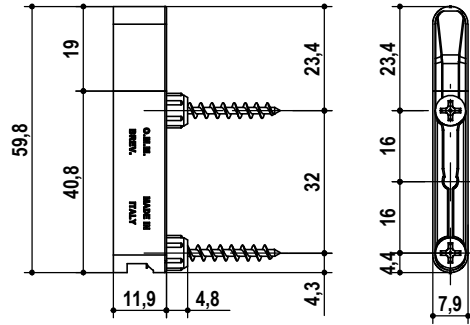
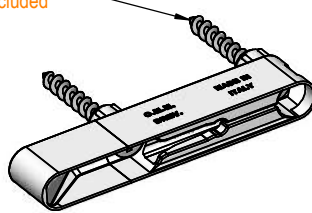


Perno con molla TC
Pin under spring TC

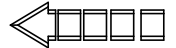
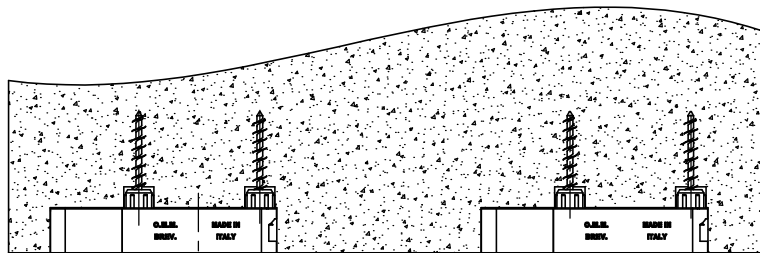
torx T45
blade+torx screwdriver
A.GN400.TC.08.12.5.02

nylon grigio
gray nylon

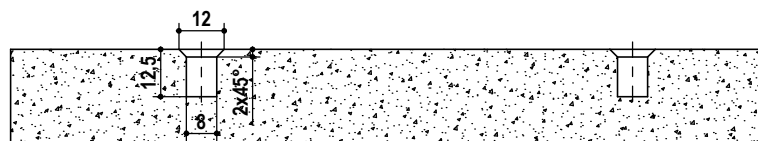
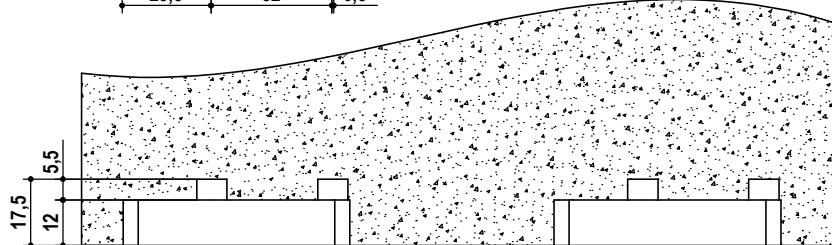
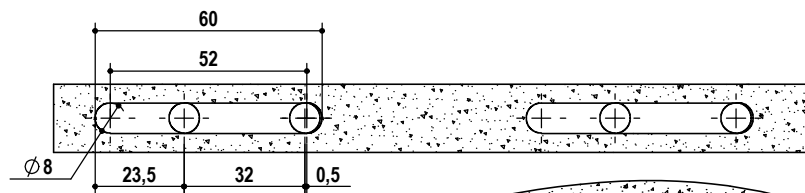
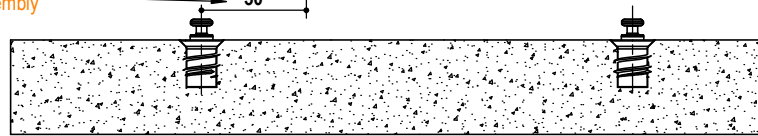
vite mordente testa svasata taglio croce Ø3.5x40 non inclusa
screw head bite flared cut cross Ø3.5x40 not included



sfasamento per
assemblaggio
not aligned for
assembly



direzione di
assemblaggio
mounting direction



tipo	misura	finitura	kg /	pcs/	pcs/
type	measure	finishing	1000pz	pack	box
A.GN437.	8x12.	55 grigio gray	8,3	50	1000



Giunzioni Connecting fittings

Serie GN440 GN440 Series

GIUNZIONE DELLA SERIE GN440 E' CARATTERIZZATA DALL'ESSERE COMPLETAMENTE A SCOMPARSATA UNA VOLTA ASSEMBLATA.

FIGURA A: LA PARTICOLARE FORMA INDICATA NELLA FIGURA A GENERA DURANTE L'ASSEMBLAGGIO UNA FORZA DI TRAZIONE TRA RIPIANO E IL MONTANTE.

FIGURA B: MOSTRA LA MODALITA' DI ASSEMBLAGGIO DELLA SERIE GN440.

THE GN440 SERIES CONNECTING FITTING IS CHARACTERISED BY BEING COMPLETELY RETRACTABLE ONCE INSTALLED.

FIGURE A: THE SPECIAL SHAPE INDICATED IN FIGURE A GENERATES A TRACTION FORCE BETWEEN THE SHELF AND THE UPRIGHT WHEN ASSEMBLING.

FIGURES B: SHOW THE TWO ASSEMBLY METHODS OF THE GN440.

figura : A
drawing: A

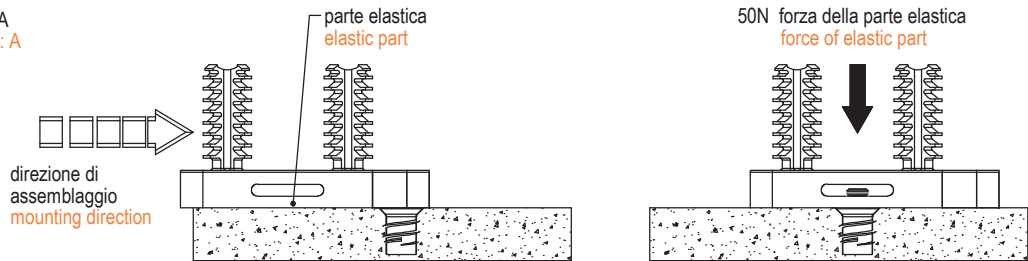
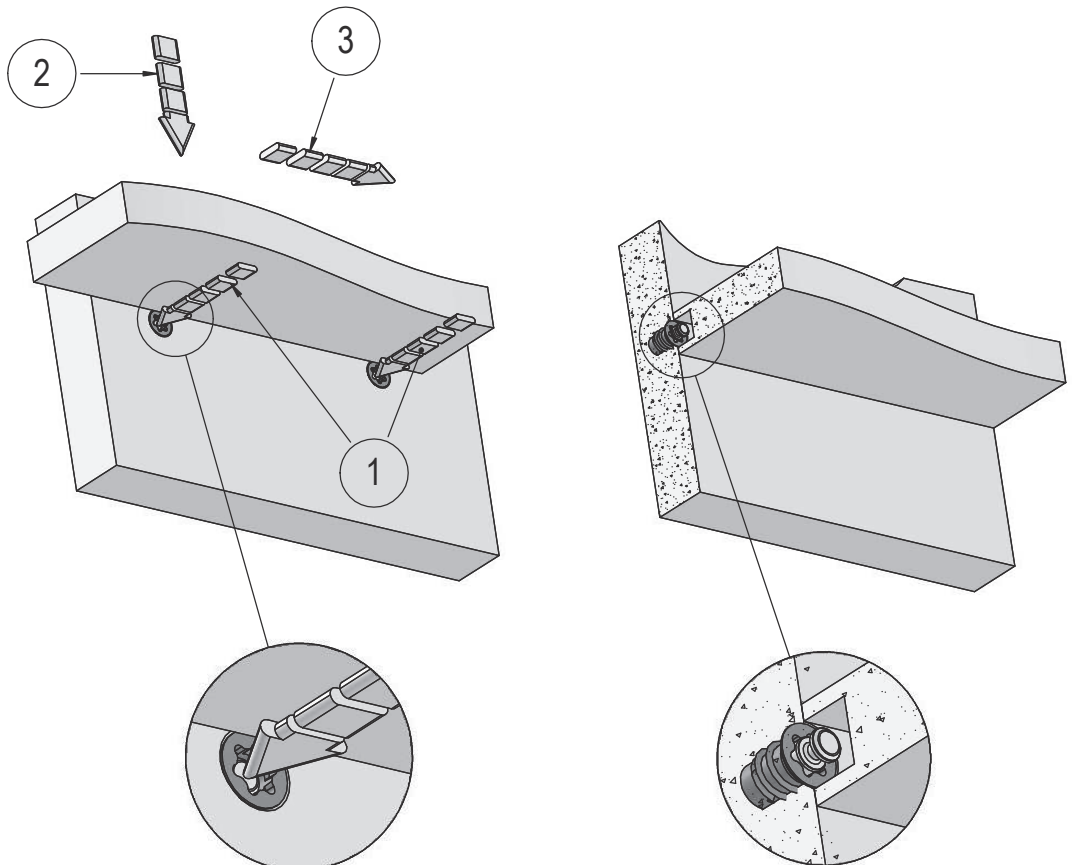


figura : B
drawing: B





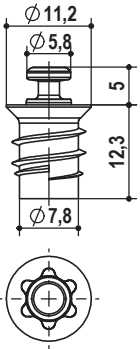
Reggi piano invisibile tipo GN442

Invisible shelf support GN442 type

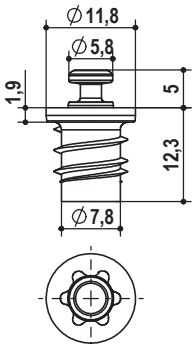
nylon grigio
gray nylon



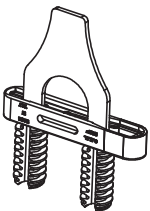
ACCESSORI
ACCESSORY



Perno con molla TS
Pin under spring TS
torx T45
blade+torx screwdriver
A.GN400.TS.08.12.5.02

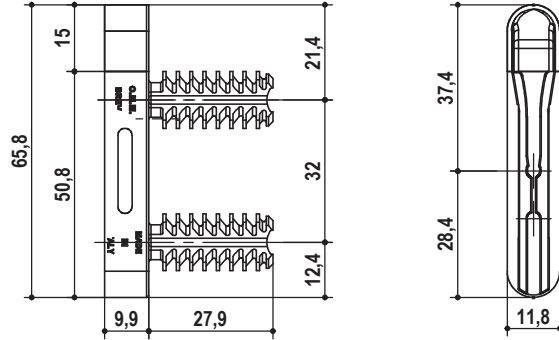
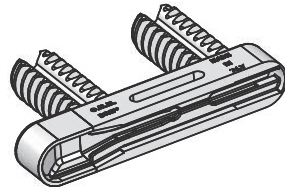


Perno con molla TC
Pin under spring TC
torx T45
blade+torx screwdriver
A.GN400.TC.08.12.5.02


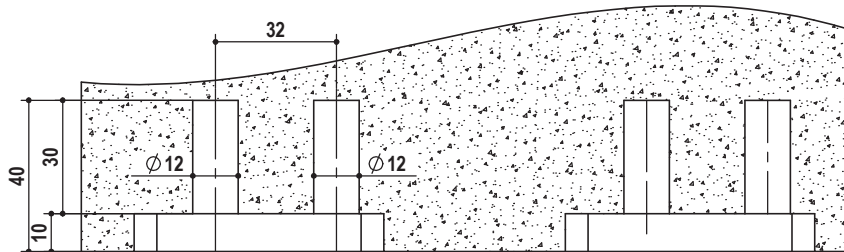
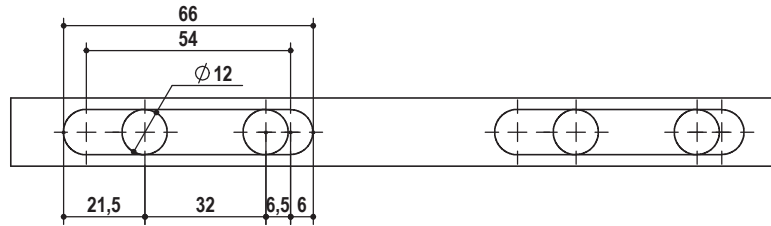
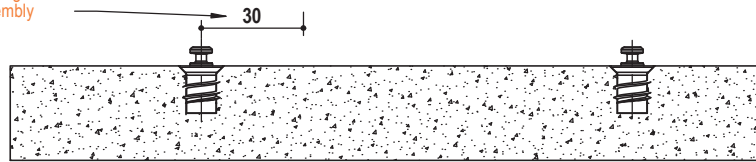
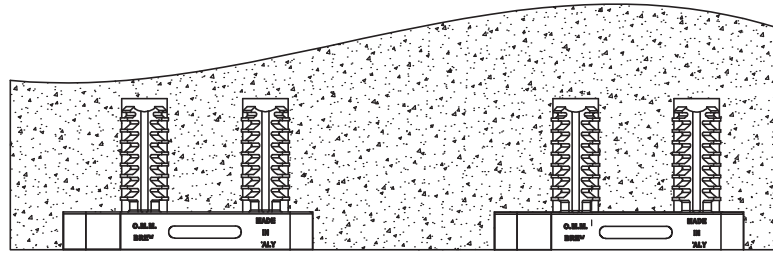


DIMA MONTAGGIO MANUALE
MANUAL MONTAGE TEMPLATE

P.UT.GN400.02
www.omm.name
omm@omm.name
tel. 0362.622377



sfasamento per
assemblaggio
Not aligned for
assembly



tipo type	misura measure	finitura finishing	kg / 1000pz	pcs/ pack	pcs/ box
A.GN442.	12x10.	55 grigio gray	8,3	50	1000

es./e.g.: A.GN442.12x10.55



Giunzioni Connecting fittings

Serie GN450 GN450 Series

GIUNZIONE DELLA SERIE GN450 E' CARATTERIZZATA DALL'ESSERE COMPLETAMENTE A SCOMPARSA UNA VOLTA MONTATA.

FIGURA A: LA PARTICOLARE FORMA INDICATA NELLA FIGURA A GENERA DURANTE L'ASSEMBLAGGIO UNA FORZA DI TRAZIONE TRA RIPIANO E IL MONTANTE.

FIGURA B-C: MOSTRA LA MODALITA' DI ASSEMBLAGGIO DELLA SERIE GN450 SIA CON SCORRIMENTO ORIZZONTALE DEL PIANO (FIG.B) SIA CON SCORRIMENTO VERTICALE DEL PIANO FIG. C. SI FA NOTARE CHE PER ESEGUIRE I MONTAGGI E' NECESSARIO COMPRIMERE IL PERNO A SCOMPARSA PER PERMETTERE IL PASSAGGIO DEL RIPIANO.

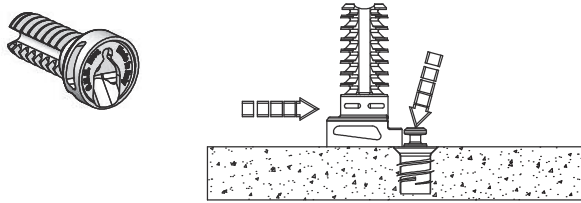
THE GN450 SERIES CONNECTING FITTING IS CHARACTERISED BY BEING COMPLETELY RETRACTABLE ONCE INSTALLED.

FIGURE A: THE SPECIAL SHAPE INDICATED IN FIGURE A GENERATES A TRACTION FORCE BETWEEN THE SHELF AND THE UPRIGHT WHEN ASSEMBLING.

FIGURES B: SHOW THE TWO ASSEMBLY METHODS OF THE GN450.

FIGURE C: SHOWING THE RETRACTABLE PIN TO BE COMPRESSED TO ALLOW THE STEP UP TO THE SHELF FINAL PLACEMENT.

figura : A Assemblaggio
drawing: A Assembly



50N
Forza esercitata
dalla parte elastica
Force from the
elastic part

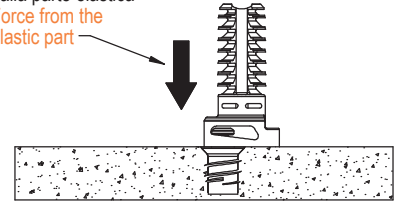


figura : B Assemblaggio Orizzontale
drawing: B Horizontal Assembly

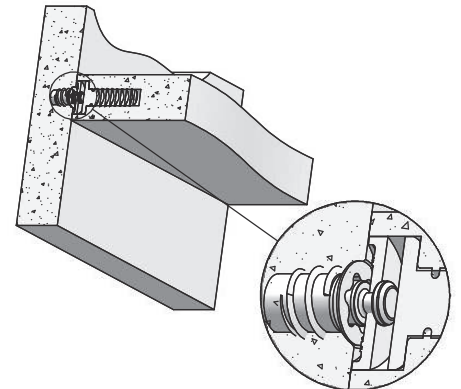
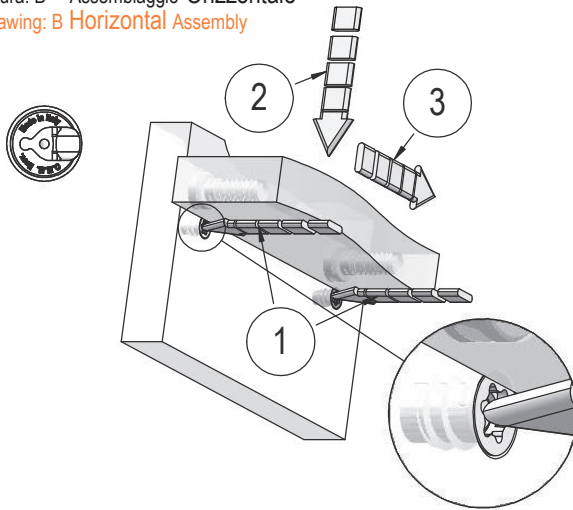
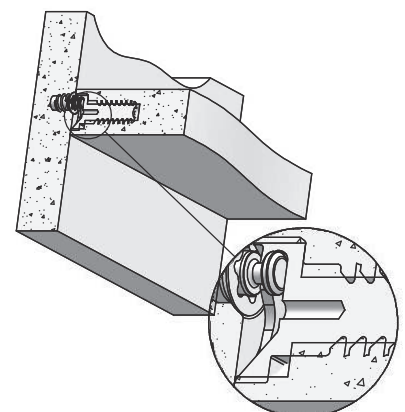
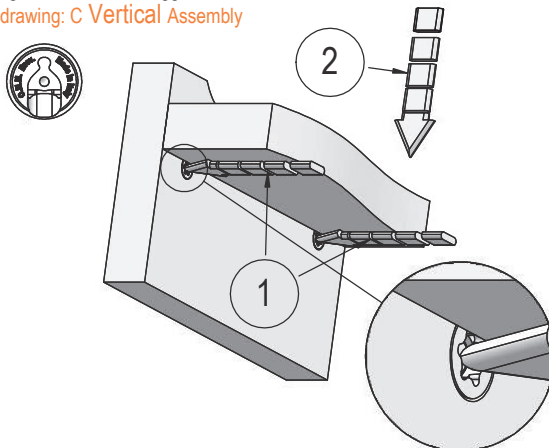
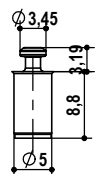


figura : C Assemblaggio Verticale
drawing: C Vertical Assembly

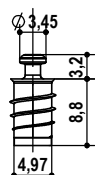




Giunzione tipo GN452.12 a scomparsa Invisible shelf support GN452.12 type invisible



Perno a scomparsa ST
Hidden pin ST
A.GN400.ST.05.09.02

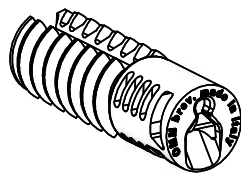


Perno a scomparsa ST.EU
Hidden pin ST.EU


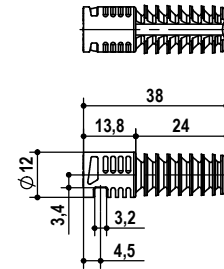
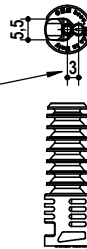


Chiave torx T25
torx screwdriver T25
A.GN400.STEU.05.09.02

nylon grigio
gray nylon

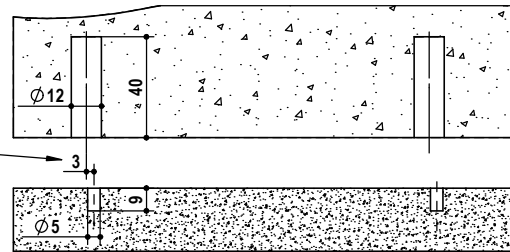


sfasamento foratura perno
hole phase displacement

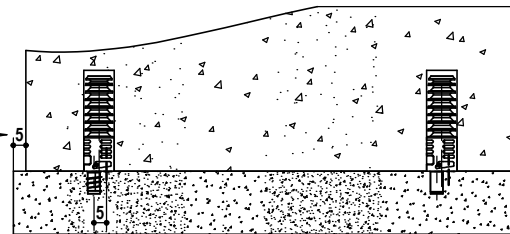


Assemblaggio Orizzontale
Horizontal Assembly

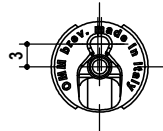
sfasamento foratura perno
hole phase displacement



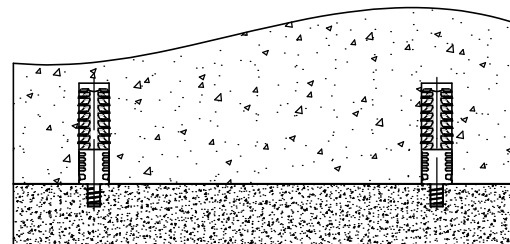
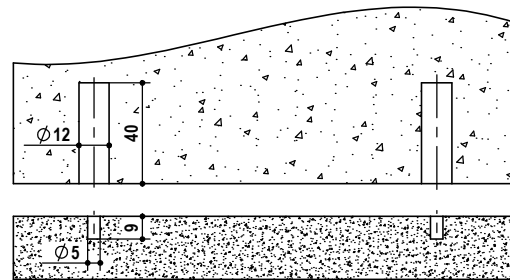
sfasamento per assemblaggio
not aligned for assembly



direzione di assemblaggio
assembling direction



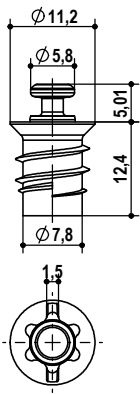
Assemblaggio Verticale
Vertical Assembly



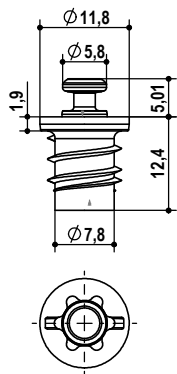
tipo <u>type</u>	misura <u>measure</u>	finitura <u>finishing</u>	kg / 1000pz	pcs/ pack	pcs/ box
P.GN452.	12.	55 grigio <u>grey</u>	6	50	1000



Giunzione tipo GN452.20 a scomparsa Invisible shelf support GN452.20 type invisible




Perno con molla TS
Pin under spring TS
torx T45
blade+torx screwdriver
A.GN400.TS.8.12.5.02

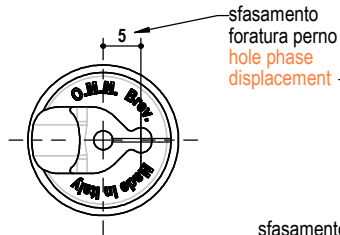
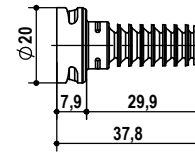
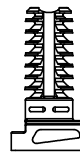
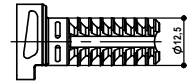
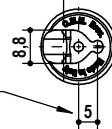


Perno con molla TC
Pin under spring TC
torx T45
blade+torx screwdriver
A.GN400.TC.8.12.5.02

nylon grigio
gray nylon



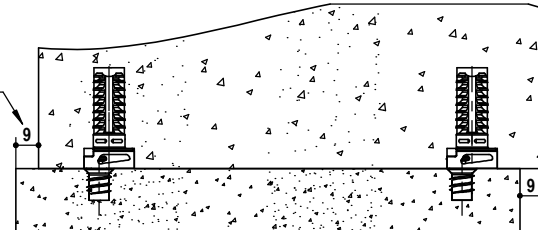

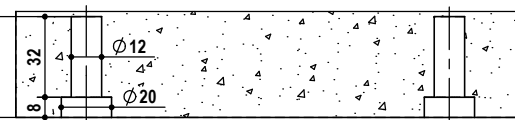
sfasamento foratura perno
hole phase displacement



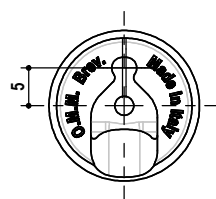
sfasamento foratura perno
hole phase displacement

Assemblaggio Orizzontale
Horizontal Assembly

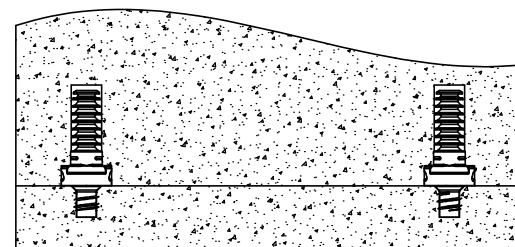

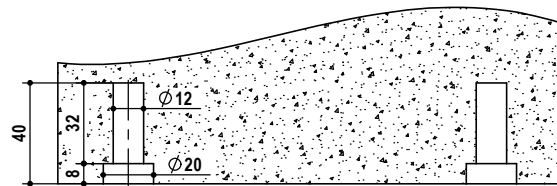
sfasamento per
assemblaggio
Not aligned for
assembly



direzione di
assemblaggio
assembling
direction



Assemblaggio Verticale
Vertical Assembly



tipo type	misura measure	finitura finishing	kg / 1000pz	pcs/ pack	pcs/ box
P.GN452.	20.08.	55 grigio grey	6	50	1000

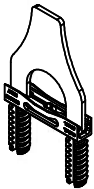


Viti e perni GN400 Screws and dowels for GN400

ACCESSORI ACCESSORY

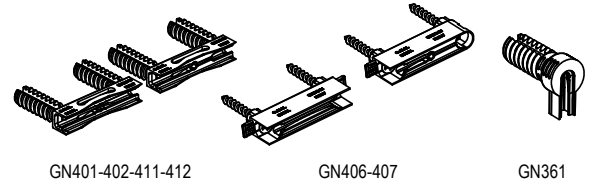
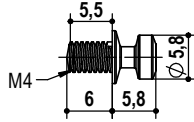


BUSSOLE A RICHIESTA
SPECIFICARE DIMENSIONI E TIPO.
BUSHINGS ON REQUEST SPECIFY
SIZE AND TYPE.

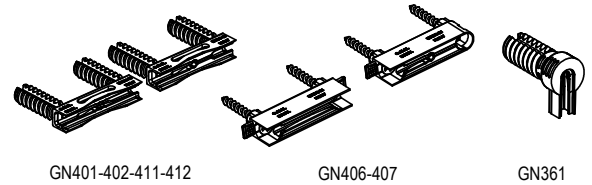
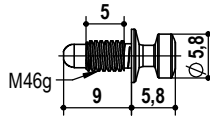


DIMA MONTAGGIO MANUALE
MANUAL MONTAGE TEMPLATE
P.UT.GN400.02

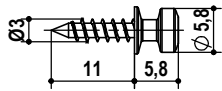
P.GN400.M4X6.02



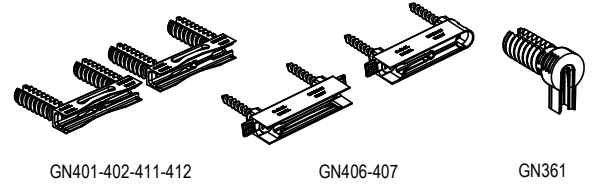
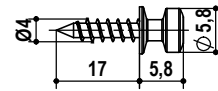
P.GN400.M4x9.PR.02
perno per bussola espansione
dowel for expansion housing



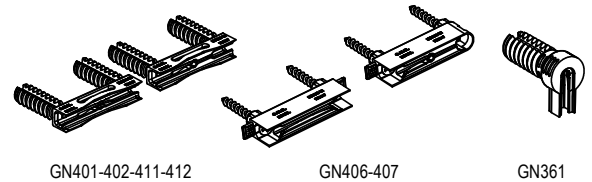
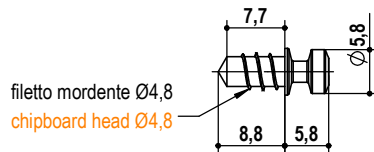
P.GN400.Ø3X11.02



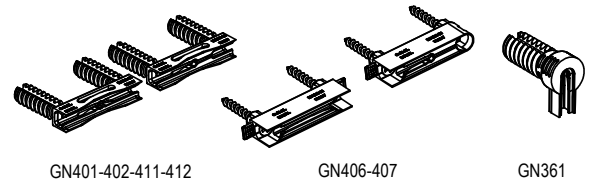
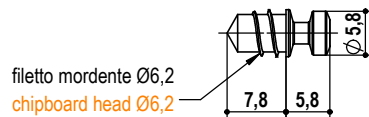
P.GN400.Ø4X17.02



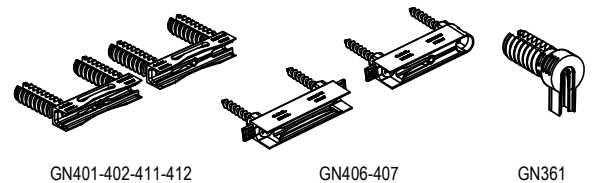
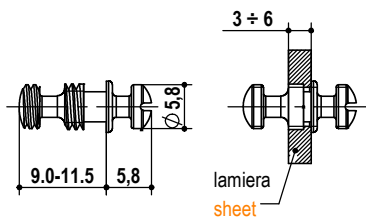
P.GN400.EU5.7,8.02
foro - hole Ø4



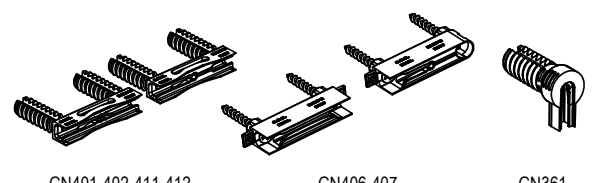
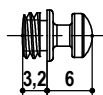
P.GN400.EU6.7,8.02
foro - hole Ø5



P.GN400.M6.9.02
P.GN400.M6.11,5.02
perno passante per lamiera
bypass dowel for sheet



P.GN400.M6.3.02
perno per lamiera
bypass dowel for sheet






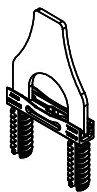
Perni con molla e inserti GN400

Spring dowels and inserts for GN400

ACCESSORI
ACCESSORY

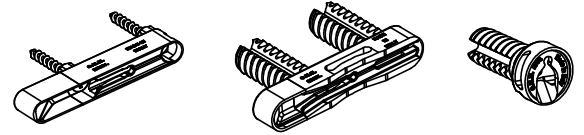
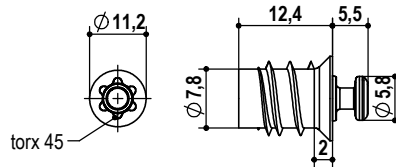


TOGLIERE IL TAPPO CON UNA
PUNTA PER FAR USCIRE IL PERNO
WITH A TIP FORCE THE CUP TO
REMOVE IT



DIMA MONTAGGIO MANUALE
MANUAL MONTAGE TEMPLATE
P.UT.GN400.02

A.GN400.TS.8.12,5.02
perno a molla
spring dowel


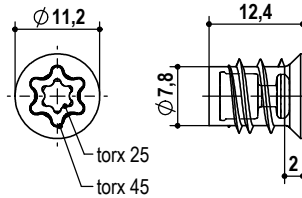


GN437

GN442

GN452.20

A.GN400.TSCT.8.12,5.02
perno a molla con tappo
(schema rimozione
tappo a lato)
spring dowel with cup
(cap removal scheme
at the side)

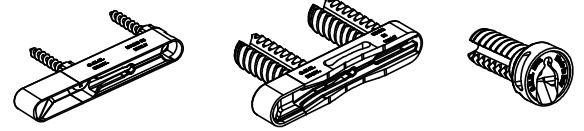
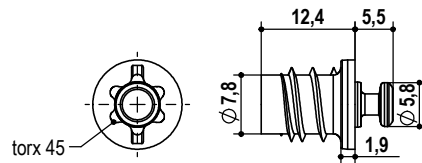


GN437

GN442

GN452.20

A.GN400.TC.8.12,5.02

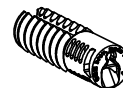
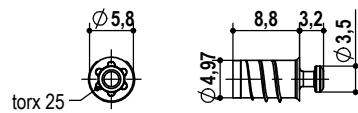


GN437

GN442

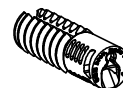
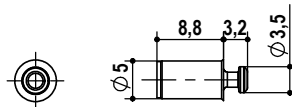
GN452.20

A.GN400.TSEU.05.09.02



GN452.12

A.GN400.TS.05.09.02



GN452.12



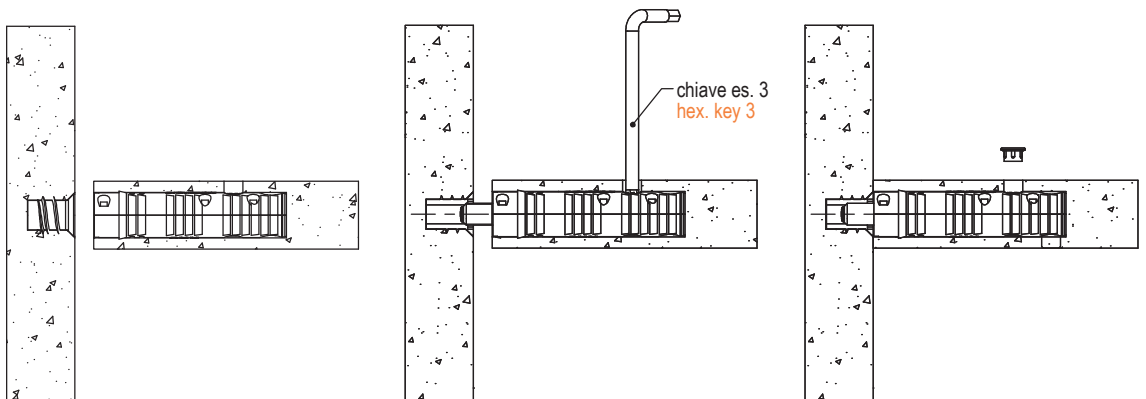
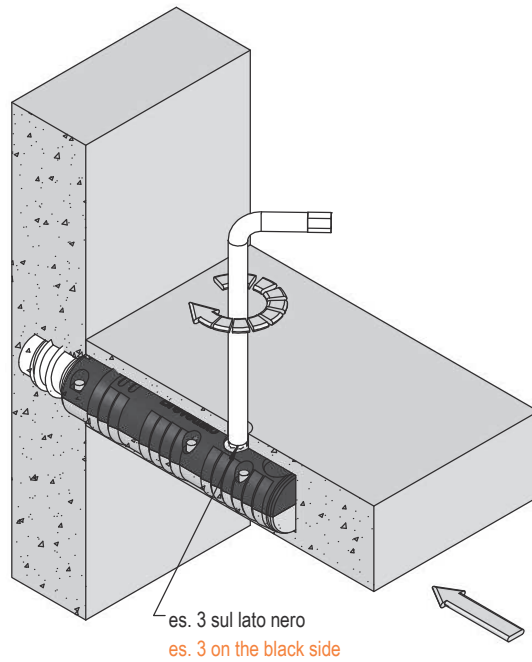
Giunzioni Connecting fittings

Serie GN500 GN500 Series

LA GIUNZIONE DELLA SERIE GN500 E' CARATTERIZZATA, PRIMA DELL'ASSEMBLAGGIO, DALL'AVERE IL SISTEMA DI UNIONE COMPLETAMENTE A SCOMPARSA.

INDICATA PER ASSEMBLAGGI IN LUCE STRUTTURALI. RUOTANDO LA CHIAVE ES. 3 SI HA L'USCITA DEL PERNO M6 ED IL RELATIVO FISSAGGIO TRA FIANCO E RIPIANO.

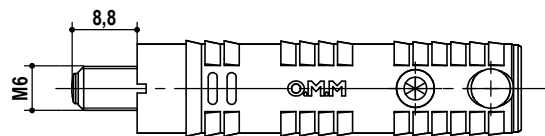
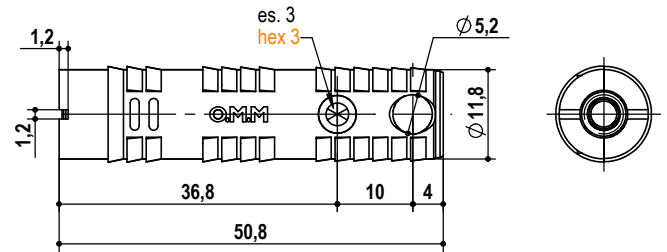
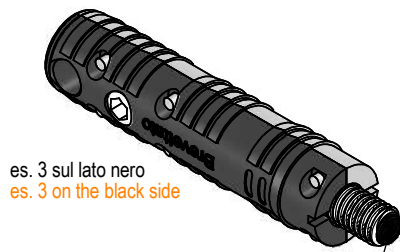
GN500 SERIES: CONNECTING FITTING CHARACTERIZED BY HAVING, BEFORE ASSEMBLY, A FULLY RETRACTABLE CONNECTION SYSTEM.
INDICATED FOR STRUCTURAL IN LIGHT ASSEMBLY.
SAFE FIXING SIDE-SHELF: BY TURNING THE KEY N.3 YOU'LL HAVE THE OUTPUT OF THE M6 PIN.



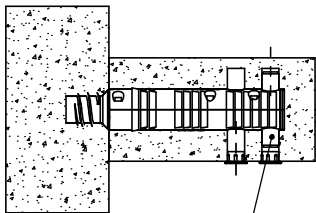


Giunzione tipo GN501 Invisible shelf support GN501 type

zama-acciaio
die-cast-steel



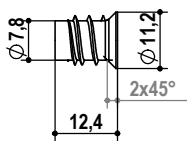
ACCESSORI ACCESSORY



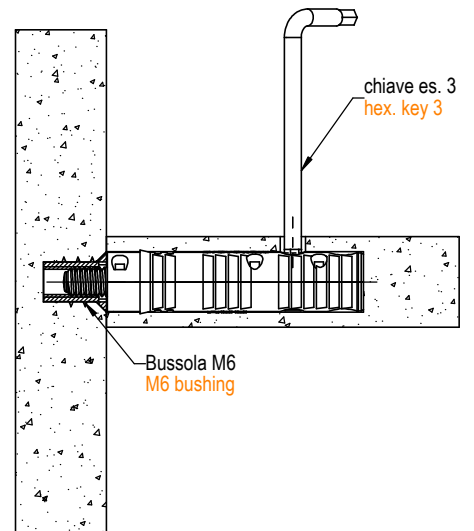
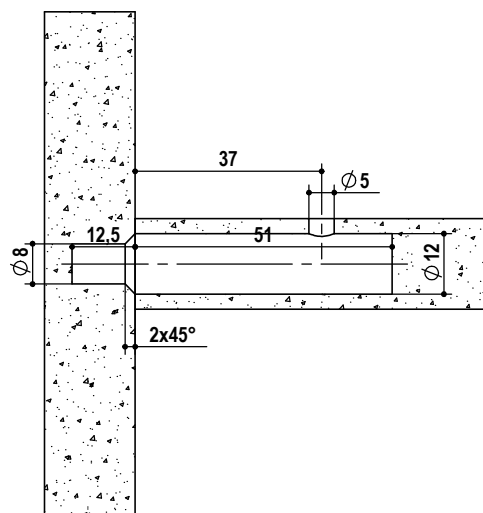
SPINA
PIN
P.A503.L.02



TAPPO CIECO
BLIND CUP
P.A458.00



BUSSOLA TORX T45 M6
HOUSING TORX T45 M6
P.TS.08.M6x12.5.00



tipo type	misura measure	finitura finishing	kg / 1000pz	pcs/pack	pcs/box
A.GN501.	12x37.	00 grezzo raw	26	25	500

es./e.g.: A.GN501.12x37.00



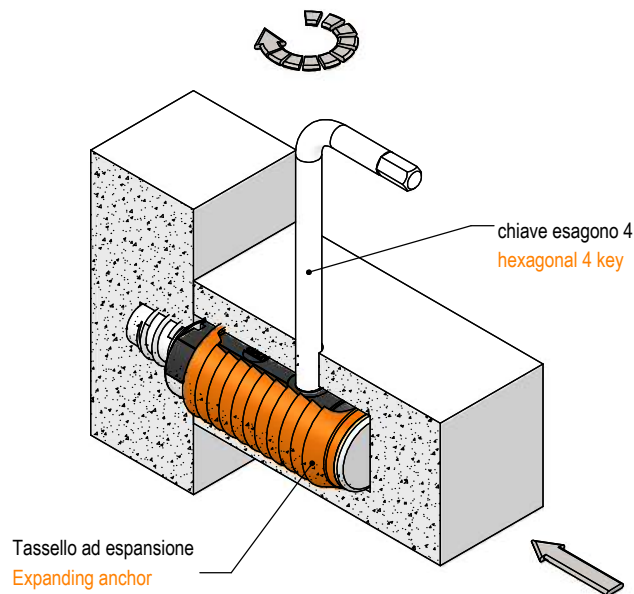
Giunzioni Connecting fittings

Serie GN510 GN510 Series

LA GIUNZIONE DELLA SERIE GN510 E' CARATTERIZZATA, PRIMA DELL'ASSEMBLAGGIO, DALL' AVERE IL SISTEMA DI UNIONE A SCOMPARSA. L'UNICA PARTE VISIBILE E' UN FORO Ø5 PER LA REGOLAZIONE.

INDICATA PER ASSEMBLAGGI IN LUCE STRUTTURALI. RUOTANDO LA CHIAVE ES. 4 SI HA L'USCITA DEL PERNO M6 ED IL RELATIVO FISSAGGIO TRA FIANCO E RIPIANO.

GN500 SERIES: CONNECTING FITTING CHARACTERIZED BY HAVING, BEFORE ASSEMBLY, A FULLY RETRACTABLE CONNECTION SYSTEM. INDICATED FOR STRUCTURAL IN LIGHT ASSEMBLY. SAFE FIXING SIDE-SHELF: BY TURNING THE HEXAGONAL KEY YOU'LL HAVE THE OUTPUT OF THE M6 PIN.



- Elevata tenuta in trazione superiore a 1'000 N con sfilamento pari a 0 mm
- Elevata resistenza allo sforzo di taglio 1'500 N
- Inserimento rapido unidirezionale
- Adatto per montaggi in nicchia

- High hold to extract 1000 N with 0 mm of movement
- High resistance to cutting effort 1500N
- Unidirectional fast installation
- For niche installations



Giunzioni Connecting fittings

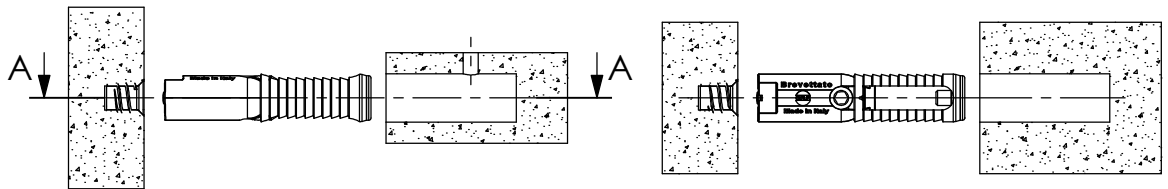
Funzionamento Serie GN510 Operation GN510 Series

LA GIUNZIONE DELLA SERIE GN510 E' CARATTERIZZATA, DALL' AVERE IL SISTEMA DI UNIONE A SCOMPARSA, L'UNICA PARTE VISIBILE E' UN FORO Ø5 PER LA REGOLAZIONE.

INDICATA PER ASSEMBLAGGI IN LUCE STRUTTURALI. RUOTANDO LA CHIAVE ES. 4 SI HA L'USCITA DEL PERNO M6 ED IL RELATIVO FISSAGGIO TRA FIANCO E RIPIANO.

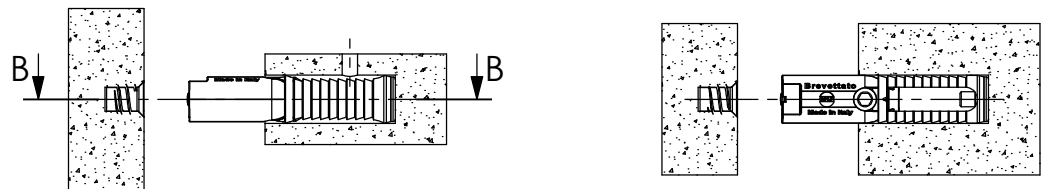
GN500 SERIES: CONNECTING FITTING CHARACTERIZED BY HAVING, BEFORE ASSEMBLY, A FULLY RETRACTABLE CONNECTION SYSTEM. INDICATED FOR STRUCTURAL IN LIGHT ASSEMBLY. SAFE FIXING SIDE-SHELF: BY TURNING THE HEXAGONAL KEY YOU'LL HAVE THE OUTPUT OF THE M6 PIN.

1- Giunzione prima di essere inserita nel foro
Connecting fitting before to be inserted in the hole



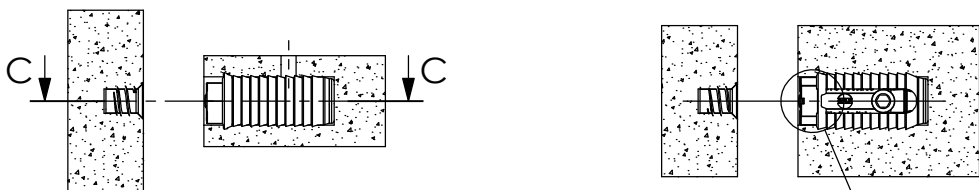
SEZIONE A-A
SECTION A-A

2- Giunzione inserita nel foro
Junction inserted into the hole



SEZIONE B-B
SECTION B-B

3- Giunzione completamente assemblata a pressione nel foro
Junction fully inserted by pressure into the hole



SEZIONE C-C
SECTION C-C

4- Regolazione tramite chiave es. 4
Regulation with hex key 4



SEZIONE D-D
SECTION D-D



Giunzione tipo GN516 Invisible shelf support GN516 type



1500 N



1000 N

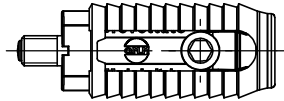
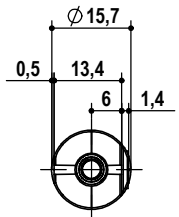
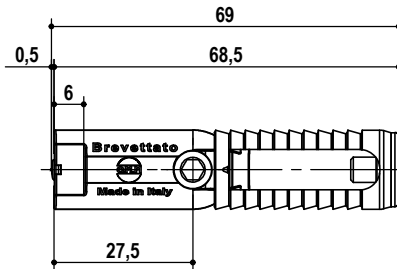
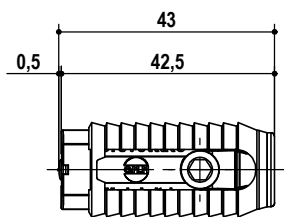
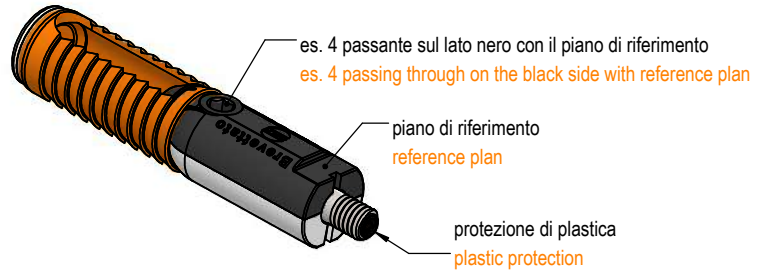
ACCESSORI ACCESSORY



TAPPO CIECO
BLIND CUP
P.A458.00

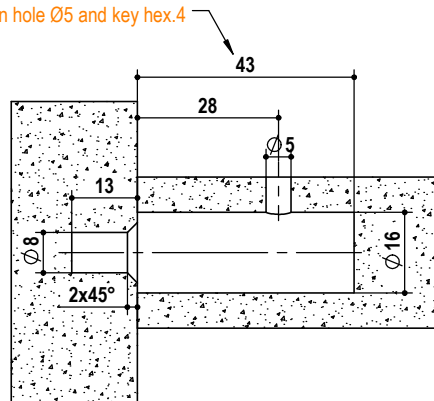


BUSSOLA TORX T45 M6
HOUSING TORX T45 M6
P.TS.08.M6x12.5.00

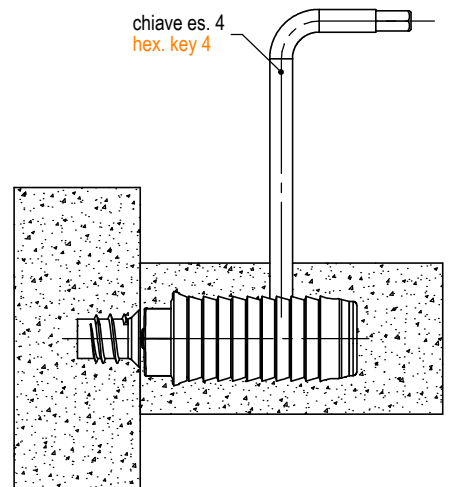


rispettare quota per garantire allineamento tra foro Ø5 e foro regolazione es. 4

respect this quote to guarantee the alignment between hole Ø5 and key hex.4



chiave es. 4
hex. key 4



tipo type	misura measure	finitura finishing	kg / 1000pz	pcs/pack	pcs/box
A. GN516.	16x28.	00 grezzo raw	39	25	500

es./e.g.: A.GN516.16x28.00



Livellatori Level adjusters

I LIVELLATORI DELLA SERIE LV100/LV200 SONO NORMALMENTE ASSEMBATI SUL LATO FIANCO SOTTO BASE.

FIG. 1 : LIVELLATORE SENZA DISTANZIALE.

FIG. 2 : LIVELLATORE CON UN DISTANZIALE.

FIG. 3 : LIVELLATORE CON DUE DISTANZIALI.

IL DISTANZIALE HA LA FUNZIONE DI AUMENTARE LA PORTATA DELLA BASE, DI TENERE IN PIANO IL LIVELLATORE QUANDO SI SPOSTA LATERALMENTE IL MOBILE E FARE DA GUIDA ALLA CHIAVE ES. 4.

THE LV100/LV200 SERIES LEVEL ADJUSTERS ARE NORMALLY ASSEMBLED UNDER BASE FLANK SIDE.

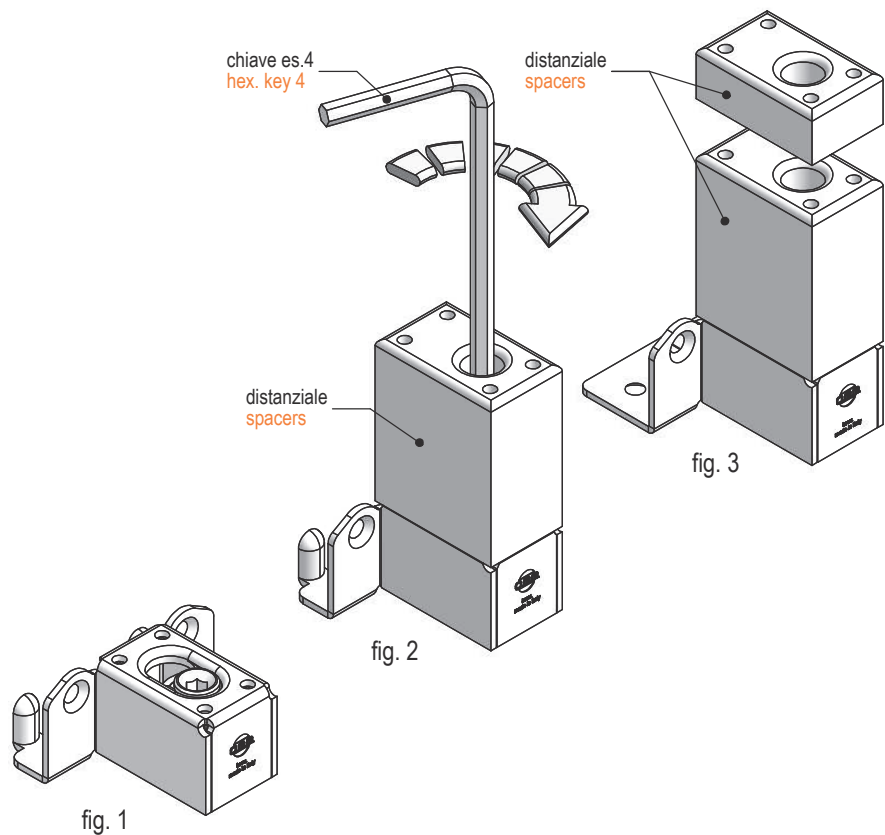
FIG. 1: LEVEL ADJUSTER WITHOUT SPACER.

FIG. 2: LEVEL ADJUSTER WITH SPACER.

FIG. 3: LEVEL ADJUSTER WITH TWO SPACERS.

THE SPACER IS USED: TO INCREASE THE CAPACITY OF THE BASE, TO KEEP THE LEVEL ADJUSTER LEVEL WHEN MOVING LATERALLY THE FURNITURE AND GUIDE THE ALLEN KEY 4.

Serie LV100 / LV200 LV100 / LV200 Series



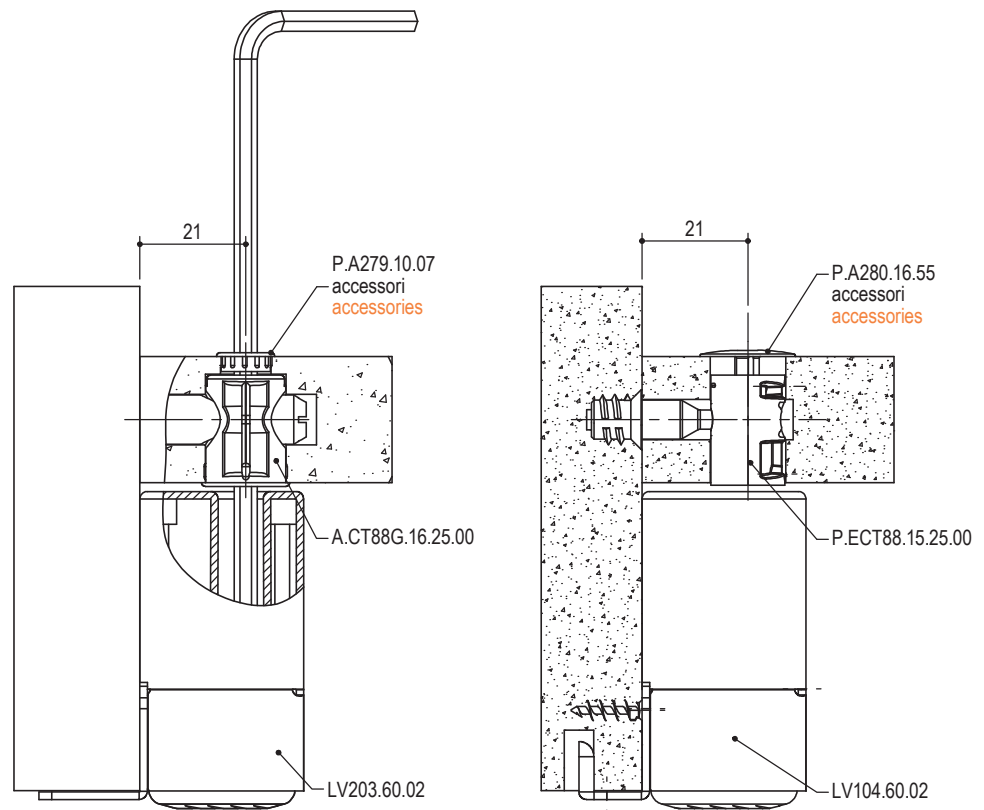


Esempi di applicazioni livellatori serie LV100 LV200

Application examples level adjusters LV100 LV200 series

I LIVELLATORI POSSONO ESSERE POSIZIONATI SOTTO LE GIUNZIONI CON FORO PASSANTE. ATTRAVERSO LA GIUNZIONE SI PUO' PASSARE CON LA CHIAVE ES.4 PER LA REGOLAZIONE DEI LIVELLATORI.

THE LEVEL ADJUSTERS CAN BE POSITIONED UNDER THE CONNECTING FITTINGS WITH THROUGH HOLE. THE HEX. KEY 4 CAN PASS THROUGH THE CONNECTING FITTING TO ADJUST THE LEVEL ADJUSTERS.





Livellatore tipo LV101 / LV102 Level adjuster LV101 / LV102 type

CATAS
Test Report 34774/1

LIVELLATORE IN ACCIAIO SOTTO
BASE LATO FIANCO .

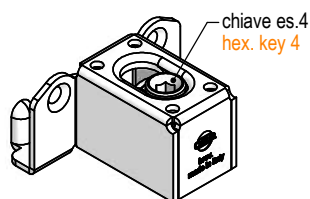
STEEL LEVEL ADJUSTER UNDER
BASE FLANK SIDE



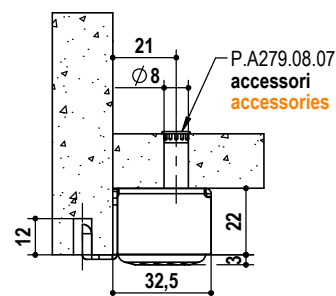
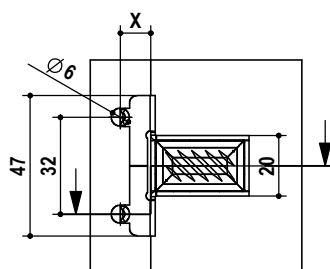
1500 N



15 mm
0 mm



acciaio - nylon FV grigio
steel - gray nylon FG



tipo type	X	misura measure	finitura finishing	box	kg / box
LV101.	10	22.	02 zincato bianco white zinc	400	22,4
LV102.	12,5				

es./e.g.: LV101.22.02

Livellatore tipo LV103 / LV104 Level adjuster LV103 / LV104 type

CATAS
Test Report 34774/1

LIVELLATORE IN ACCIAIO SOTTO
BASE LATO FIANCO IN ACCIAIO
CON DISTANZIALE PREMONTATO
SUI LIVELLATORI LV101 E LV102.

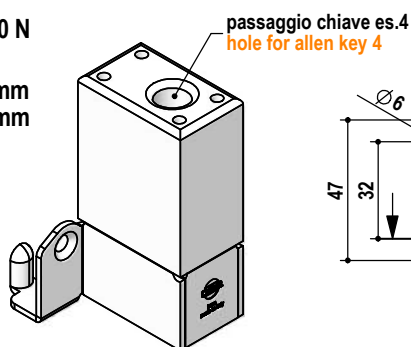
STEEL LEVEL ADJUSTER UNDER
BASE FLANK SIDE WITH SPACER
PRE-ASSEMBLED.



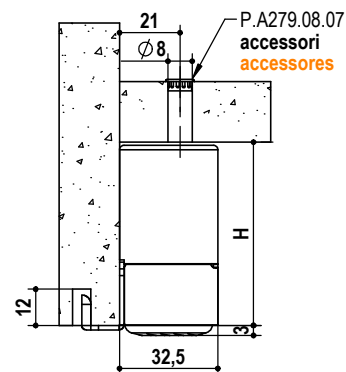
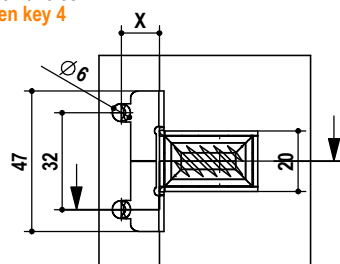
1500 N



15 mm
0 mm



acciaio - nylon FV grigio
steel - gray nylon FG



tipo type	X	misura measure	H	finitura finishing	box	kg / box
LV103.	10	32	32	02 zincato bianco white zinc	400	25,2
		35	35			25,5
		38	38			22,6
		40	40			22,8
LV104.	12,5	45	45		350	23,4
		54	54			24,3
		60	60			24,9
		65	65			21,9
				300		

es./e.g.: LV104.38.02



Livellatore tipo LV201 Level adjuster LV201 type

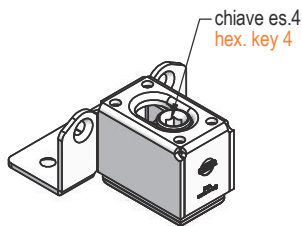
CATAS
Test Report 34774/1

LIVELLATORE IN ACCIAIO SOTTO
BASE LATO FIANCO .

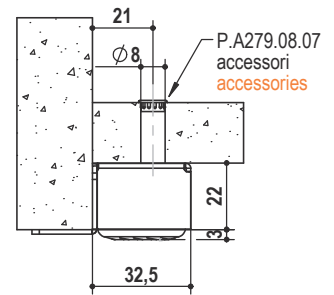
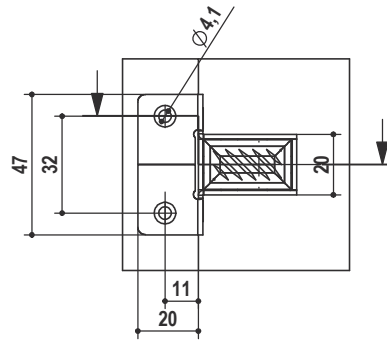
STEEL LEVEL ADJUSTER UNDER
BASE FLANK SIDE.

1500 N

15 mm
0 mm



acciaio - nylon FV grigio
steel - gray nylon FG



tipo type	misura measure	finitura finishing	box	kg / box	pack
LV201.	22.	02 zincato bianco white zinc	400	22,4	10

es./e.g.: LV201.22.02

Livellatore tipo LV203 Level adjuster LV203 type

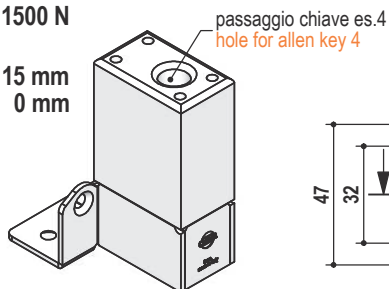
CATAS
Test Report 34774/1

LIVELLATORE IN ACCIAIO SOTTO
BASE LATO FIANCO CON
Distanziale premontato.

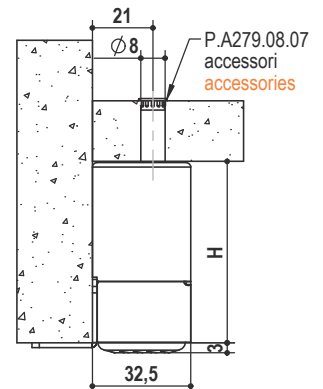
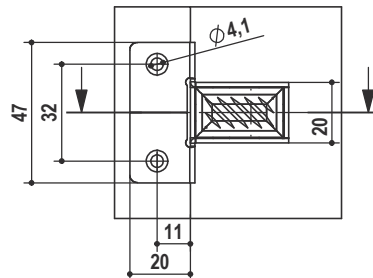
STEEL LEVEL ADJUSTER UNDER
BASE FLANK SIDE WITH SPACER
PRE-ASSEMBLED.

1500 N

15 mm
0 mm



acciaio - nylon FV grigio
steel - gray nylon FG



tipo type	misura measure	H	finitura finishing	box	kg / box	pack
LV203.	32.	32	02 zincato bianco white zinc	400	25,2	10
	35.	35			25,5	
	38.	38			22,6	
	40.	40			22,8	
	45.	45		350	23,4	
	54.	54		24,3		
	60.	60		24,9		
	65.	65		300	21,9	

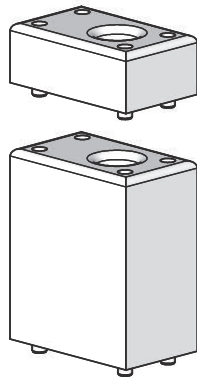
es./e.g.: LV203.45.02



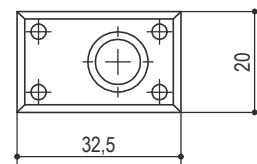
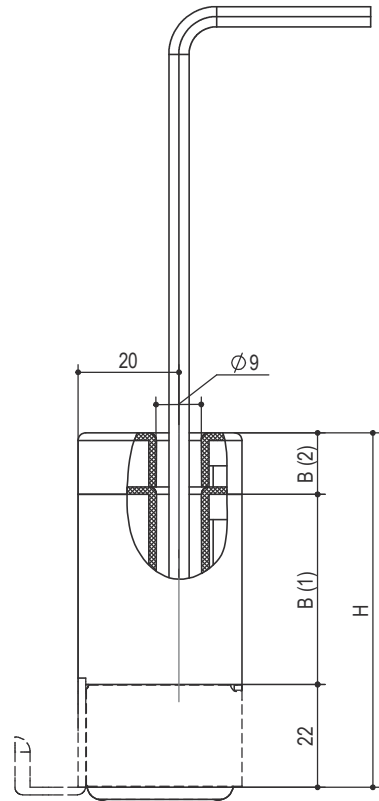
Distanziale per livellatori serie LV100 / LV200 Spacers for levelers LV100 / LV200 series

DISTANZIALE CON FORO PASSANTE
PER CHIAVE DI REGOLAZIONE
LIVELLATORE.

SPACER WITH HOLE FOR KEY
CONTROL LEVEL ADJUSTER.



nylon FV grigio
grey nylon FG



tipo type	misura measure	B	finitura finishing	box	kg / box	pack
P.A020	10.	10	55 grigio grey	3000	11,7	50
	13.	13		2500	12	
	16.	16		2000	11,4	
	18.	18		2000	12,6	
	23.	23		1500	11,7	
	32.	32		1000	10,5	
	38.	38		900	12	
	43.	43		800	11,2	

es./e.g.: P.A020.23.55

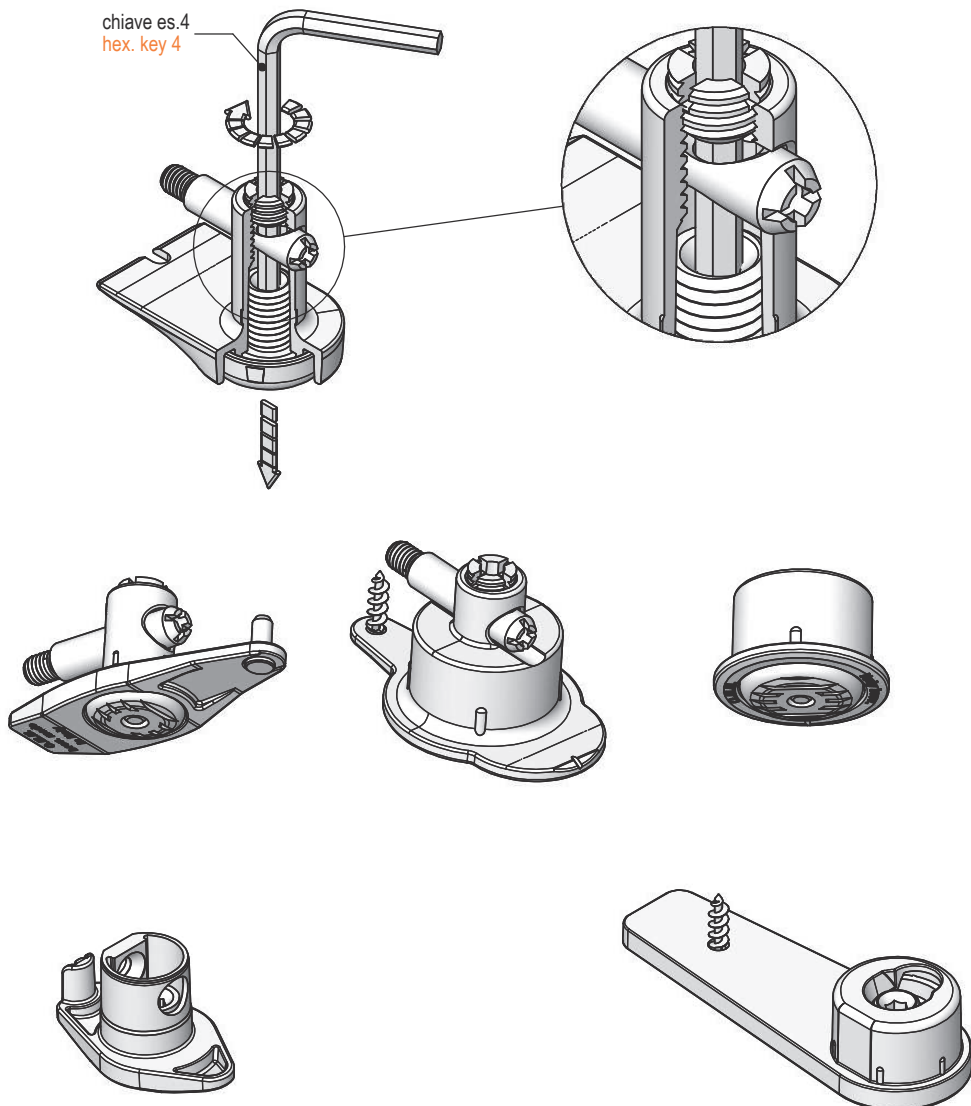


Livellatori Level adjusters

Serie LV300 LV300 Series

I LIVELLATORI DELLA SERIE LV300 SONO NORMALMENTE **INCASSATI NELLE BASI A TERRA**. SVOLGONO LA FUNZIONE ANCHE DI GIUNZIONE CON MINOR NUMERO DI PEZZI DA ASSEMBLARE E MINORI LAVORAZIONI. BASSA COPPIA DI REGOLAZIONE. OTTIMA PORTATA.

LV300 SERIES LEVEL ADJUSTERS ARE NORMALLY RECESSED IN THE GROUND BASES. THEY PERFORM THE JOINING FUNCTION ADJUSTMENT ALSO WITH FEWER PIECES TO ASSEMBLE. LOW ADJUSTMENT TORQUE. EXCELLENT CAPACITY.





Livellatore tipo LV301 \ LV302 Level adjuster LV301 \ LV302 type

CATAS
Test Report 34773/1

LIVELLATORE DA INCASSO PER BASE A TERRA REALIZZATO IN ACCIAIO. SPESSORE MININIMO BASE 18.

BUILT-IN LEVEL ADJUSTER FOR GROUND BASE MADE OF STEEL. MINIMUM BASE THICKNESS 18.

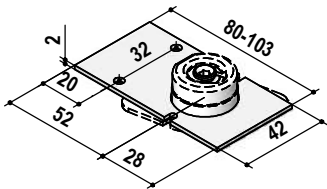


1500 N

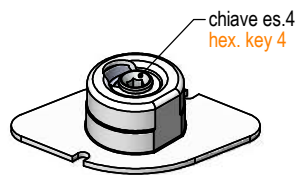


10 mm
0 mm

acciaio
steel

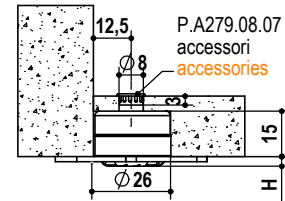
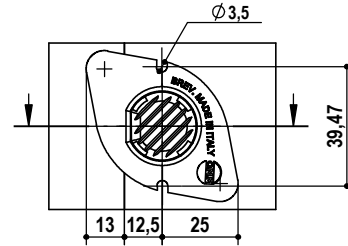


Piastrina supporto fianchi
Side support plate
Cod. S.P.A321.02 42X80
Cod. S.P.A502.02 42X103



acciaio - nylon FV grigio
steel - gray nylon FG

chiave es.4
hex. key 4



tipo type	misura measure	H	finitura finishing	box	kg / box	pack
LV301.	3,5.	3,5.	02 zincato bianco white zinc	500	20	10
LV302.	13,5.	13,5.				

es./e.g.: LV301.3,5.02

Livellatore tipo LV303 Level adjuster LV303 type

LIVELLATORE DA INCASSO PER BASE UTILE QUANDO SERVE AVERE IL PUNTO DI REGOLAZIONE SPOSTATO VERSO L'INTERNO.

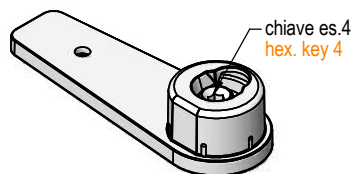
LEVEL ADJUSTER BUILT FOR BASIC EARNINGS WHEN YOU NEED TO HAVE POINT OF ADJUSTMENT MOVED INWARDS.



1500 N

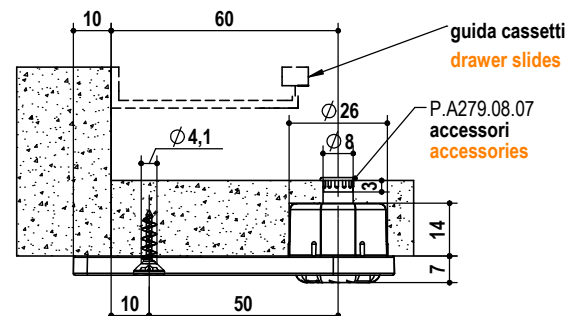
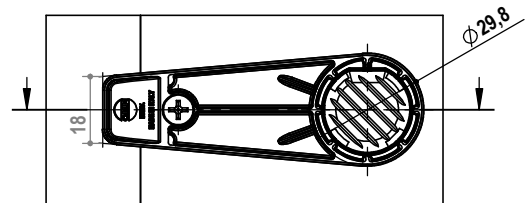


10 mm
0 mm



zama - nylon FV grigio
zamak - gray nylon FG

chiave es.4
hex. key 4



tipo type	misura measure	finitura finishing	box	kg / box	pack
LV303.	07.	00 grezzo raw	400	20	10

es./e.g.: LV303.07.00



Livellatore tipo LV311 LV312 LV313 LV314 Level adjuster LV311 LV312 LV313 LV314 type

CATAS
Test Report 84579

LIVELLATORE DA INCASSO PER
BASE A TERRA REALIZZATO IN
NYLON FIBRA VETRO.
OTTIMA PORTATA.

BUILT-IN LEVEL ADJUSTER FOR
GROUND BASE MADE OF NYLON
FIBRE GLASS.
EXCELLENT CAPACITY.



1500 N

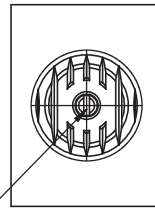


10 mm
0 mm

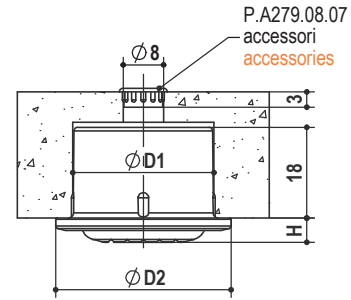
acciaio - nylon FV grigio
steel - grey nylon FG



chiave es.4
hex. key 4



solo per LV312 taglio cacciavite
only LV312 slotted head



P.A279.08.07
accessori
accessories

tipo type	misura measure	H	D1	D2	finitura finishing	box	kg / box	pack
LV311.	2,5.	2,5	28	35	55 grigio grey	500	20,3	10
LV312.	5,0.	5,0						
LV313.	2,5.	2,5	30	38			21	
LV314.	5,0.	5,0						

es./e.g.: LV311.2.5.55

Livellatore tipo LV311 LV312 LV313 LV314 con giunzioni Level adjuster LV311 LV312 LV313 LV314 with connecting fittings

CATAS
Test Report 84579

LIVELLATORE DA INCASSO PER
BASE A TERRA, PREASSEMBLATO
CON LE GIUNZIONI INDICATE IN
TABELLA, SVOLGE OLTRE A
QUELLA DI LIVELLATORE LA
FUNZIONE DI GIUNZIONE.
OTTIMA PORTATA.

BUILT-IN LEVEL ADJUSTER FOR
GROUND BASE, PRE-ASSEMBLED
WITH THE CONNECTING FITTINGS
INDICATED IN THE TABLE.
IT HAS A JOINING FUNCTION IN
ADDITION TO THE LEVEL
ADJUSTER ONE.
EXCELLENT CAPACITY.



1500 N



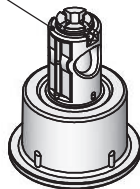
8 mm
0 mm

acciaio - zama - nylon FV grigio
steel - die cast - grey nylon FG

giunzione CT88
connecting fitting CT88

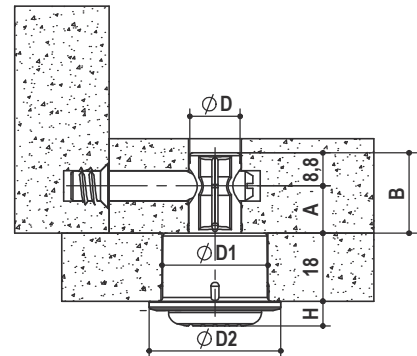
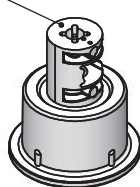
Ø14

Ø16



giunzione ETC88
connecting fitting ETC88

Ø15



PER GRANO PREASSEMBLATO
INSERIRE LETTERA "G" NEL CODICE.

WITH PRE-ASSEMBLED GRAIN,
PLEASE ADD THE LETTER "G" TO
THE ARTICLE CODE.

es./e.g.: LV31118.CT88 G1418.00

LIVELLATORE LEVEL ADJUSTERS				GIUNZIONE CONNECTING FITTINGS				ASSIEME ASSEMBLY			
tipo type	H	D1	D2	tipo type	A	B	ØD	finitura finishing	box	kg / box	pack
LV31118.	2,5	28	35	CT881418	9	17,8	13,9	00 grezzo raw 05 ottonato brass 06 bronzato bronzed 07 nichelato nickel	400	10	15,0
LV31218.	5			CT881420	10	18,8					15,2
LV31318.	2,5	30	38	CT881422	11	19,8					15,4
LV31418.	5			CT881425	12,5	21,3	15,8				
				CT881622	11	19,8		16,0			
				CT881625	12,5	21,3	15,9	16,2			
				CT881630	15,0	23,8		16,4			
				ECT881518.	9	18		15,0			
				ECT881525.	12,5	21,3	14,8	15,8			
				ECT881532.	16	25		16,4			

es./e.g.: LV31118.ECT881518.00
es./e.g.: LV311418.CT881418.00



Livellatore - giunzione tipo LV341 Level adjuster - connecting fitting LV341 type

CATAS
Test Report 71521/1

REALIZZATO IN UN CORPO UNICO SVOLGE OLTRE A QUELLA DI LIVELLATORE LA FUNZIONE DI GIUNZIONE.

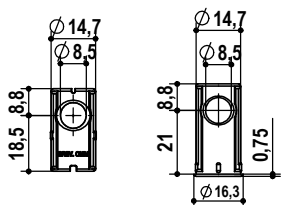
MADE OF A SINGLE BODY WITH A JOINING FUNCTION IN ADDITION TO THE LEVEL ADJUSTER ONE.



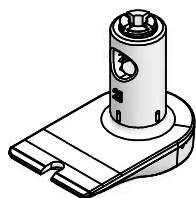
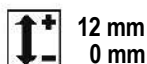
PER GRANO PREASSEMBLATO INSERIRE LETTERA "G" NEL CODICE. WITH PRE-ASSEMBLED GRAIN, ADD THE LETTER "G" TO THE ART. CODE. es./e.g.: LV341.G.15.42.02

PER COMPLETARE I MONTAGGI CON "D" = Ø 15 UTILIZZARE LE BUSSOLE SOTTO INDICATE. PER Ø16 VEDERE IL CAPITOLO GIUNZIONI.

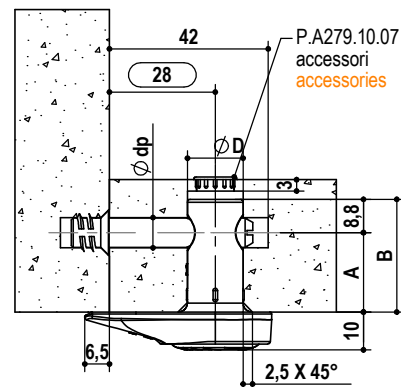
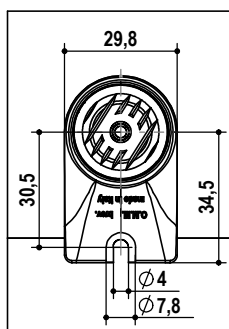
TO COMPLETE ASSEMBLY WITH "D" = Ø15 USE THE HOUSING SHOWN BELOW FOR Ø 16 SEE CONNECTING FITTINGS CHAPTER.



cod. ST88.15.38 cod. CT88.15.42



zama - acciaio
die-cast - steel



tipo type	misura measure	ØD	A	B	Ød	finitura finishing	box	kg / box
LV341.	10.15.38.	14,8	19	27,8	8	02 zincato bianco whitw zinc	300	19,8
	10.15.42.		21	29,8				20,1
	10.16.30.		15	23,8				10

es./e.g.: LV341.10.15.42.02


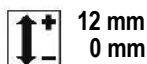
Livellatore - giunzione tipo LV342 Level adjuster - connecting fitting LV342 type

LIVELLATORE-GIUNZIONE PER BASE A TERRA REALIZZATO IN UN CORPO UNICO SVOLGE OLTRE A QUELLA DI LIVELLATORE LA FUNZIONE DI GIUNZIONE. OTTIMA PORTATA.

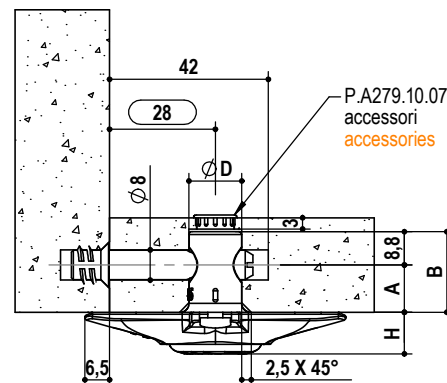
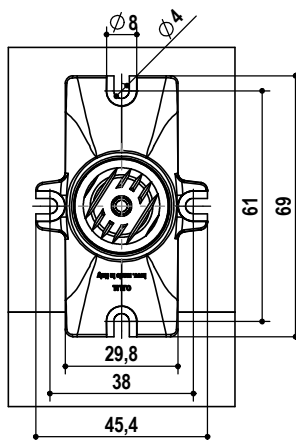
LEVEL ADJUSTER - CONNECTING FITTING FOR GROUND BASE MADE OF A SINGLE BODY WITH A JOINING FUNCTION IN ADDITION TO THE LEVEL ADJUSTER ONE. EXCELLENT CAPACITY.



PER GRANO PREASSEMBLATO INSERIRE LETTERA "G" NEL CODICE. WITH PRE-ASSEMBLED GRAIN, PLEASE ADD THE LETTER "G" TO THE ARTICLE CODE. es./e.g.: LV342.G.10.14.25.02



zama - acciaio
die-cast - steel



tipo type	misura measure	ØD	A	B	H	finitura finishing	box
LV342.	10.14.25.	14	12,5	21,3	10	02 zincato bianco whitw zinc	300
	10.14.18.		9	17,8			

es./e.g.: LV342.10.14.25.02



Livellatore - giunzione tipo LV344

Level adjuster - connecting fitting LV344 type

REALIZZATO IN UN CORPO UNICO SVOLGE OLTRE A QUELLA DI LIVELLATORE LA FUNZIONE DI GIUNZIONE.

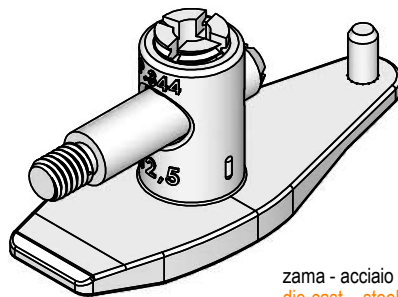
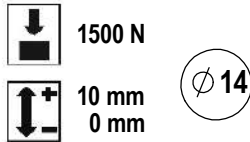
MADE OF A SINGLE BODY WITH A JOINING FUNCTION IN ADDITION TO THE LEVEL ADJUSTER ONE.



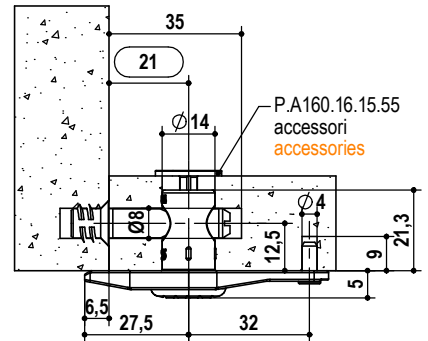
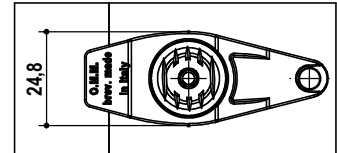
PER GRANO PREASSEMBLATO INSERIRE LETTERA "G" NEL CODICE.

WITH PRE-ASSEMBLED GRAIN, PLEASE ADD THE LETTER "G" TO THE ARTICLE CODE.

es./e.g.: LV344.G.07.14.25.00



zama - acciaio
die-cast - steel



tipo type	misura measure	finitura finishing	box	kg / box	pack
LV344.	05.14.25	00 grezzo raw	300	24,9	10

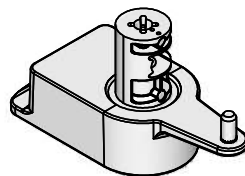
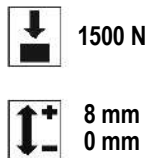
es./e.g.: LV344.05.14.25.00

Livellatore - giunzione tipo LV353

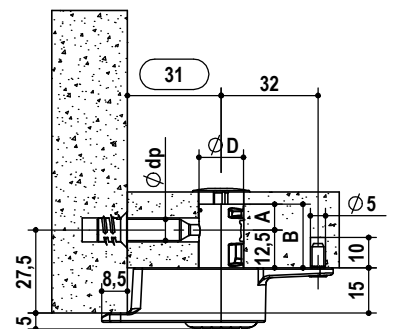
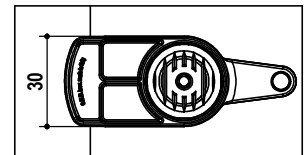
Level adjuster - connecting fitting LV353 type

LIVELLATORE SOTTO BASE PREASSEMBLATO CON LE GIUNZIONE SERIE GN200 ETC88.

THE SUB-BASE LEVEL ADJUSTER PRE-ASSEMBLED WITH THE CONNECTING FITTINGS GN200 SERIES ETC88.



zama
die cast



LIVELLATORE LEVEL ADJUSTERS	GIUNZIONE CONNECTING FITTINGS			
tipo type	serie series	finitura finishing	box	kg / box
LV35320.	GN100	00 grezzo raw	200	18,4
	GN200			

es./e.g.: LV35320.ECT881525.00



Livellatore - giunzione tipo LV343 Level adjuster - connecting fitting LV343 type

REALIZZATO IN UN CORPO UNICO SVOLGE OLTRE A QUELLA DI LIVELLATORE LA FUNZIONE DI GIUNZIONE.

MADE OF A SINGLE BODY WITH A JOINING FUNCTION IN ADDITION TO THE LEVEL ADJUSTER ONE.



PER GRANO PREASSEMBLATO INSERIRE LETTERA "G" NEL CODICE.

WITH PRE-ASSEMBLED GRAIN, PLEASE ADD THE LETTER "G" TO THE ARTICLE CODE.

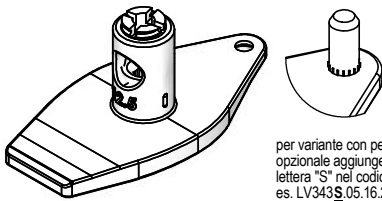
es./e.g.: LV343.G.05.14.25.00

PER I RELATIVI TAPPI VEDERE SEZIONE ACCESSORI

FOR THE COVER CUP SEE ACCESSORIES SECTION

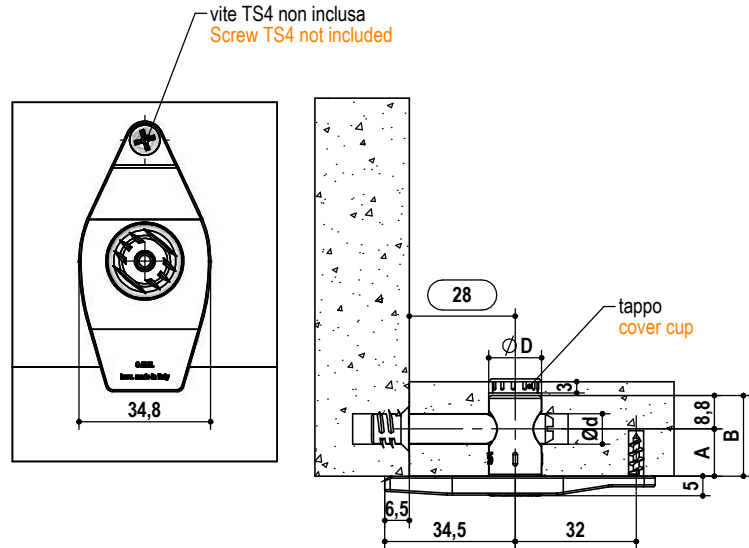
1500 N $\phi 14$ $\phi 16$

8 mm
0 mm



zama - acciaio
die-cast - steel

per variante con perno opzionale aggiungere lettera "S" nel codice. es. LV343S.05.16.25.00
for variable with optional dowel add the letters "S" in the code. e.g. LV343S.05.16.25.00



tipo type	misura measure	A	B	ϕD	ϕd	finitura finishing	box	kg / box
LV343.	05.14.25	12,5	21,5	14	8	00 grezzo raw	300	24,9
	05.14.30	15	24					
	05.16.30	15	24	16	10			

es./e.g.: LV343.05.14.25.00

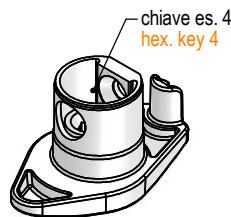
Livellatore tipo LV331 Level adjuster LV331 type

1500 N $\phi 18$

8 mm
0 mm

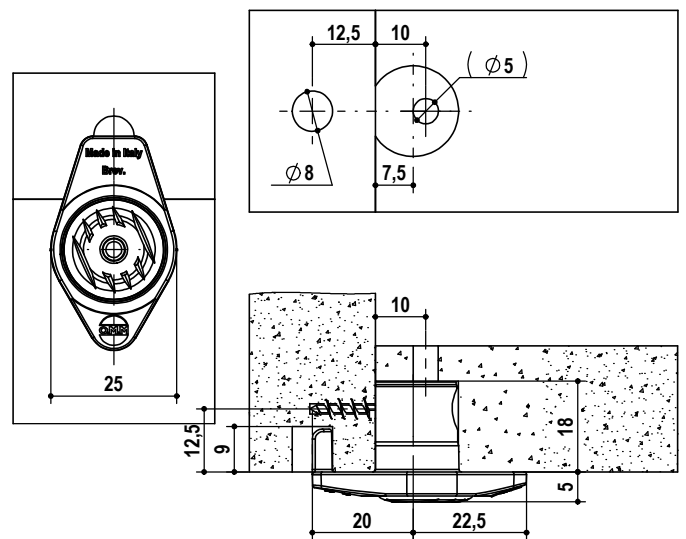
PER I RELATIVI TAPPI VEDERE SEZIONE ACCESSORI

FOR THE COVER CUP SEE ACCESSORIES SECTION



zama - nylon FV grigio
zamak - gray nylon FG

chiave es. 4
hex. key 4



tipo type	misura measure	finitura finishing	box	kg / box
LV331.	05.	00 grezzo raw	500	20

es./e.g.: LV331.05.00



Livellatore - giunzione tipo LV351-LV352

Level adjuster - connecting fitting LV351 LV352 type



LIVELLATORE-GIUNZIONE DA INCASSO PER BASE A TERRA REALIZZATO IN UN CORPO UNICO SVOLGE OLTRE A QUELLA DI LIVELLATORE LA FUNZIONE DI GIUNZIONE. OTTIMA PORTATA.

LEVEL ADJUSTER - BUILT-IN CONNECTING FITTING FOR GROUND BASE MADE OF A SINGLE BODY WITH A JOINING FUNCTION IN ADDITION TO THE LEVEL ADJUSTER ONE. EXCELLENT CAPACITY.



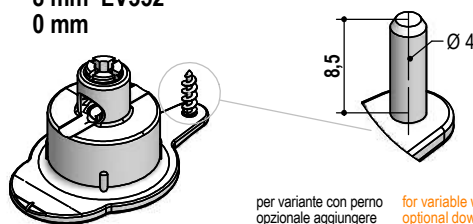
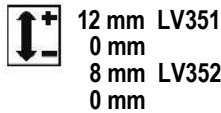
GN 351

DA UTILIZZARE NEL CASO LE LAVORAZIONI DEL PANNELLO SUPERIORE E INFERIORI SONO UGUALI.

TO BE USED IF THE UPPER PANEL MACHINING IS EQUAL TO THAT OF THE BOTTOM PANEL.



PER GRANO PREASSEMBLATO INSERIRE LETTERA "G" NEL CODICE. WITH PRE-ASSEMBLED GRAIN, PLEASE ADD THE LETTER "G" TO THE ARTICLE CODE. es./e.g.: LV351.G.04.14.00

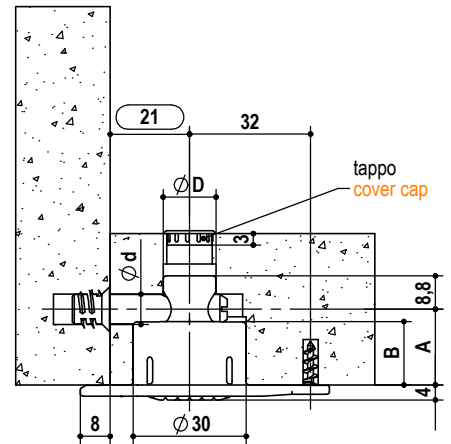
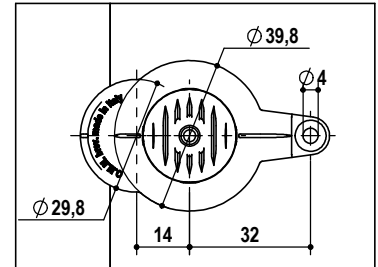


zama - acciaio
die-cast - steel

per variante con perno opzionale aggiungere lettera "S" nel codice. es. LV351S.04.16.00
for variable with optional dowel add the letters "S" in the code. e.g. LV351S.04.16.00

tipo type	misura measure	A	ØD	Ød	B	finitura finishing	box	kg / box
LV351.	04.14.	20	14	8	16,8	00 grezzo raw	300	24,9
	04.16.		16	10				
LV352.	04.14	17,5	14	8	13,8	00 grezzo raw	300	24,9
	04.16		16	10				

es./e.g.: LV351.04.14.00

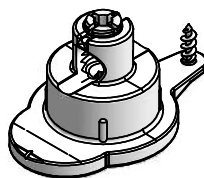


Livellatore - giunzione tipo LV355

Level adjuster - connecting fitting LV355 type



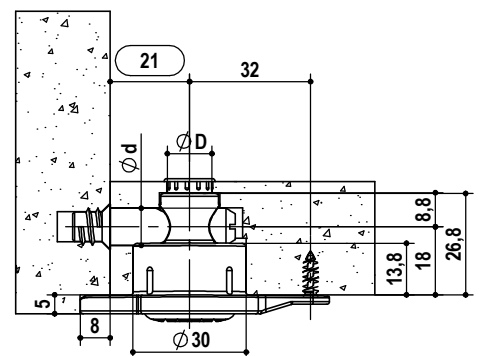
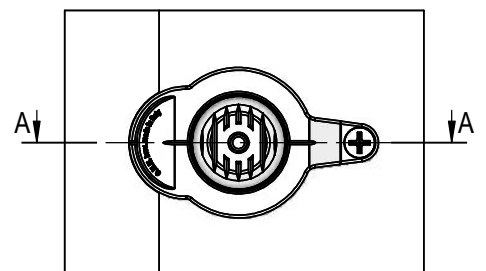
PER GRANO PREASSEMBLATO INSERIRE LETTERA "G" NEL CODICE. WITH PRE-ASSEMBLED GRAIN, PLEASE ADD THE LETTER "G" TO THE ARTICLE CODE. es./e.g.: LV355.G.07.16.00



zama - acciaio
die-cast - steel

tipo type	misura measure	ØD	Ød	finitura finishing	box	kg / box
LV355.	07.16.	16	10	00 grezzo raw	300	27,6

es./e.g.: LV355.07.16.00





Livellatore - giunzione tipo LV354 Level adjuster - connecting fitting LV354 type

REALIZZATO IN UN CORPO UNICO
SVOLGE OLTRE A QUELLA DI
LIVELLATORE LA FUNZIONE DI
GIUNZIONE.

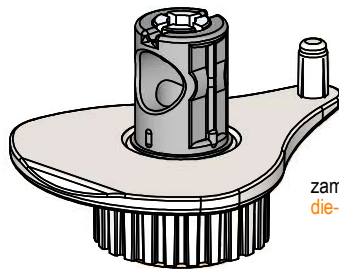
MADE OF A SINGLE BODY WITH A
JOINING FUNCTION IN ADDITION TO
THE LEVEL ADJUSTER ONE.



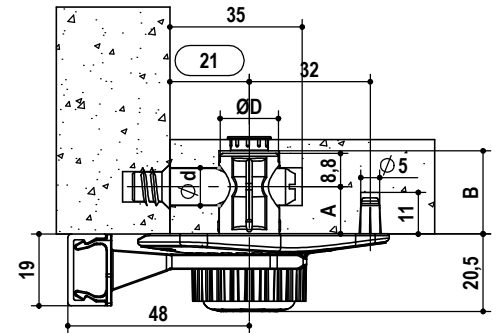
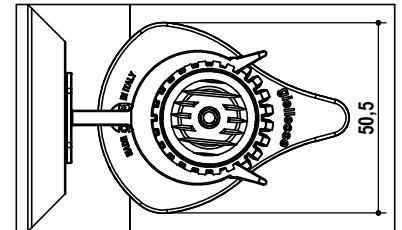
1500 N



8 mm
0 mm



zama - acciaio
die-cast - steel



per "A" e "B" vedere giunzioni
for "A" and "B" see connecting fittings

LIVELLATORE LEVEL ADJUSTERS	GIUNZIONE CONNECTING FITTINGS				
tipo type	serie series	finitura finishing	box	kg / box	pack
LV35420.	GN100	00 grizzo raw	200	23,5	10
	GN200	06 bronzato bronze			

es./e.g.: LV35420.CT881630.00

PER GRANO PREASSEMBLATO
INSERIRE LETTERA "G" NEL CODICE.

WITH PRE-ASSEMBLED GRAIN,
PLEASE ADD THE LETTER "G" TO
THE ARTICLE CODE.
es./e.g.: LV354.G.20.14.25.00

CODICE ARTICOLO.
ARTICLE CODE.
P.A456.25.55



CODICE ARTICOLO.
ARTICLE CODE.
P.A457.36.55



CODICE ARTICOLO.
ARTICLE CODE.
STZ121.L.--



Livellatore - giunzione tipo LV354.20.16.25 Level adjuster - connecting fitting LV354.20.16.25 type

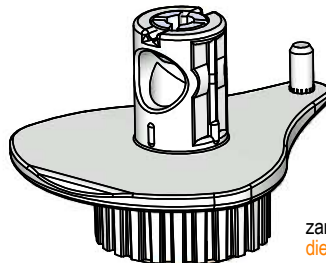


1500 N

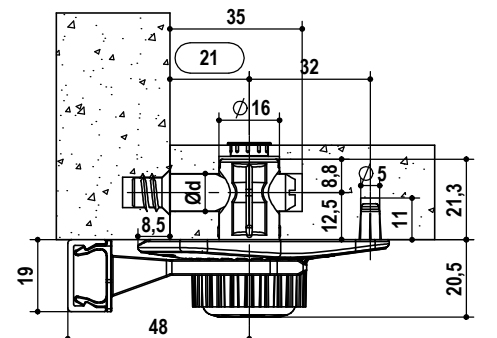
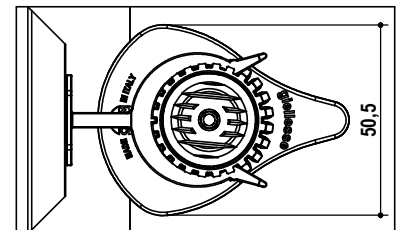
corsa maggiorata da 15 mm solo con GN100_16x25
longer stroke of 15 mm only with GN100_16x25



15 mm
0 mm



zama - acciaio
die-cast - steel



tipo type	finitura finishing	box	kg / box	pack
LV354.20.CT881625	00 grizzo raw 06 bronzato bronze	200	23,5	10

es./e.g.: LV354.20.CT881.25.00



Livellatori Level adjusters

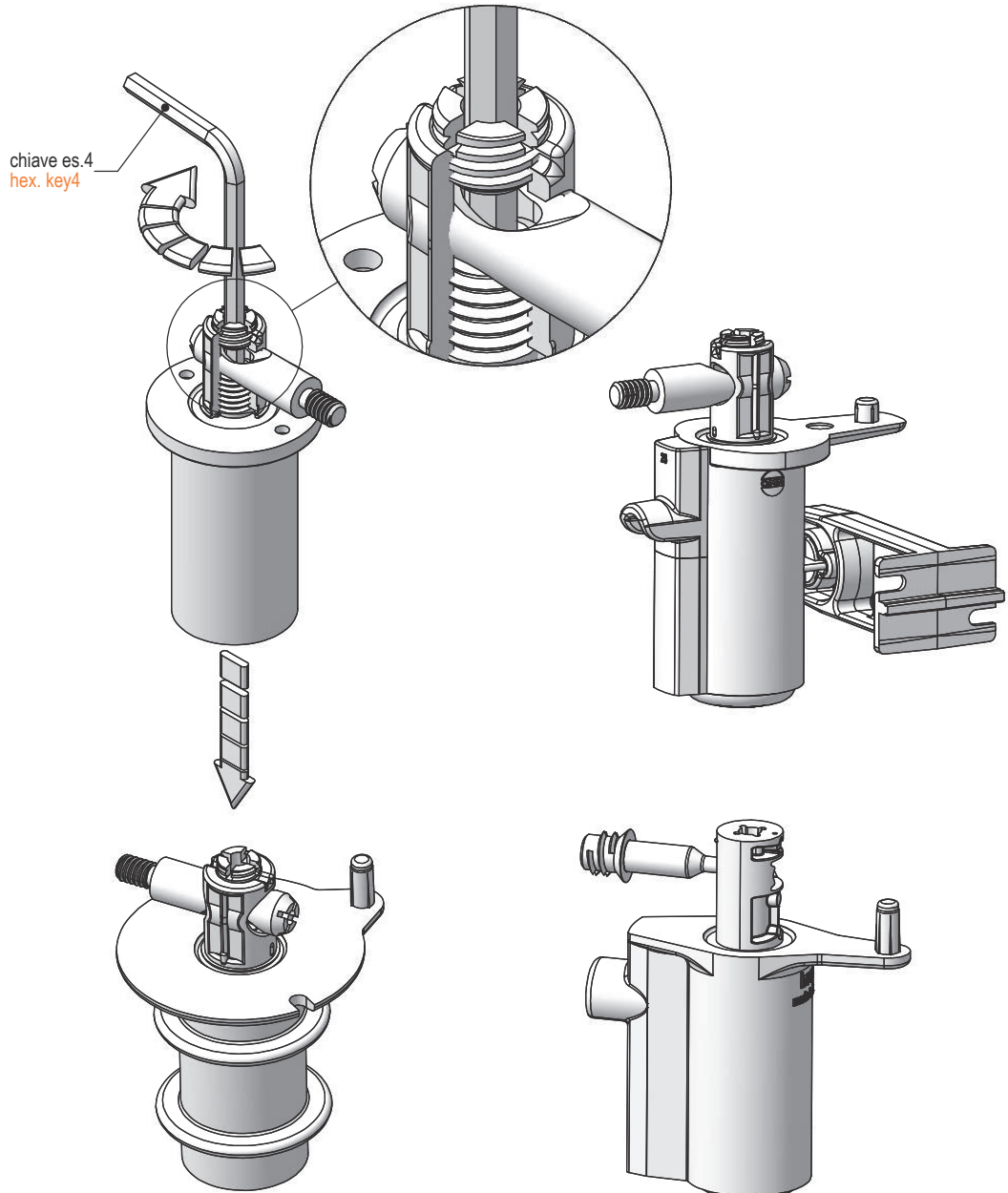
Serie LV500 LV500 Series

I LIVELLATORI DELLA SERIE LV500 SONO NORMALMENTE ASSEMBLATI SOTTO LA BASE.

CARATTERISTICHE FONDAMENTALI:
POSSIBILITA' DI ESSERE ASSEMBLATI CON LE GIUNZIONI DELLE SERIE GN100 E GN200.
IL PANNELLO INFERIORE PUO' ESSERE FORATO COME IL PANNELLO SUPERIORE.
ASPETTO ESTETICO IDENTICO SIA DELLA PARTE INFERIORE SIA SUPERIORE.
MINOR NUMERO DI LAVORAZIONI E DI PARTICOLARI DA ASSEMBLARE.
LA BASE DEL MOBILE PUO' SOPPORTARE CARICHI MAGGIORI.
POSSIBILITA' DI AGGANCIARE ACCESSORI AL LIVELLATORE TIPO PORTA ZOCCOLINI.
BASSA COPPIA DI REGOLAZIONE.

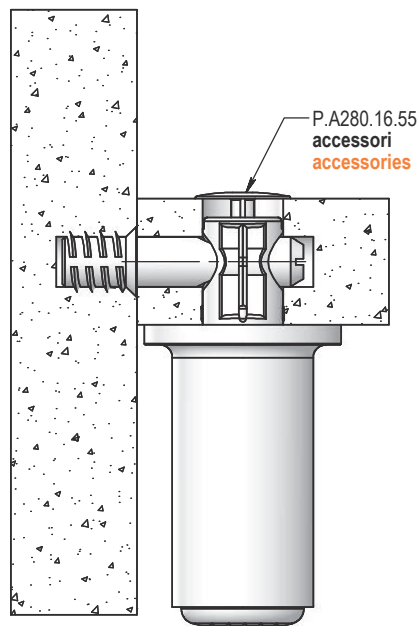
THE LV500 SERIES LEVEL ADJUSTERS ARE NORMALLY ASSEMBLED UNDER THE BASE.

KEY FEATURES: THEY CAN BE ASSEMBLED WITH GN100 AND GN200 SERIES CONNECTING FITTINGS.
THE BOTTOM PANEL CAN BE DRILLED AS THE TOP PANEL.
BOTH THE BOTTOM AND TOP HAVE IDENTICAL AESTHETIC APPEARANCE.
FEWER PROCESSING AND PARTS TO BE ASSEMBLED.
THE FURNITURE BASE CAN WITHSTAND GREATER LOADS.
ACCESSORIES LIKE SKIRTING BOARD HOLDERS CAN BE ATTACHED TO THE LEVEL ADJUSTER.
LOW ADJUSTMENT TORQUE.

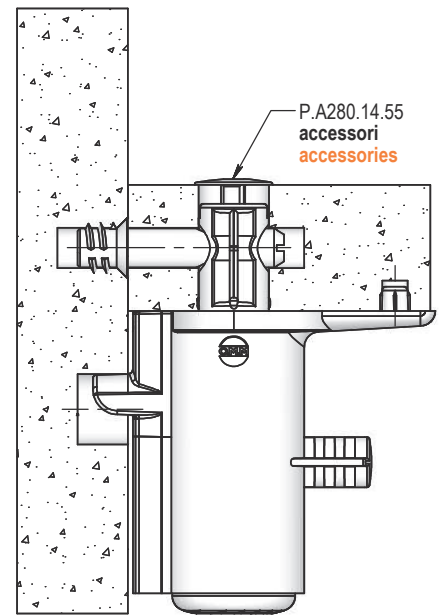


Esempi di applicazioni livellatori serie LV500

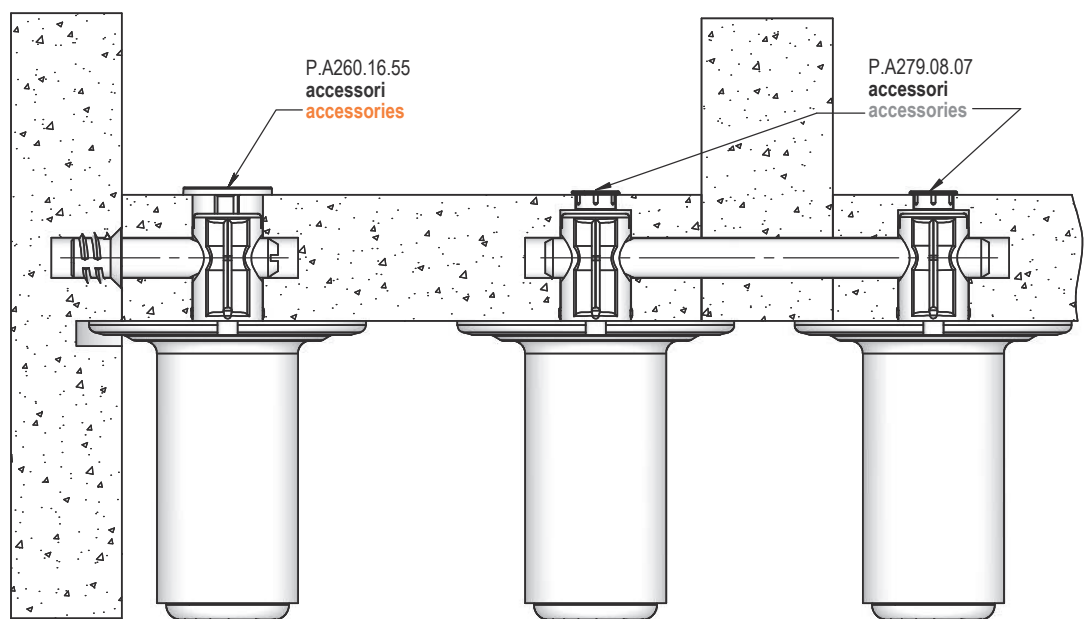
Application examples for levelers LV500 series



Livellatore tipo LV511
Leveler LV511 type



Livellatore tipo LV531
Leveler LV531 type



Livellatore tipo LV521
Leveler LV521 type



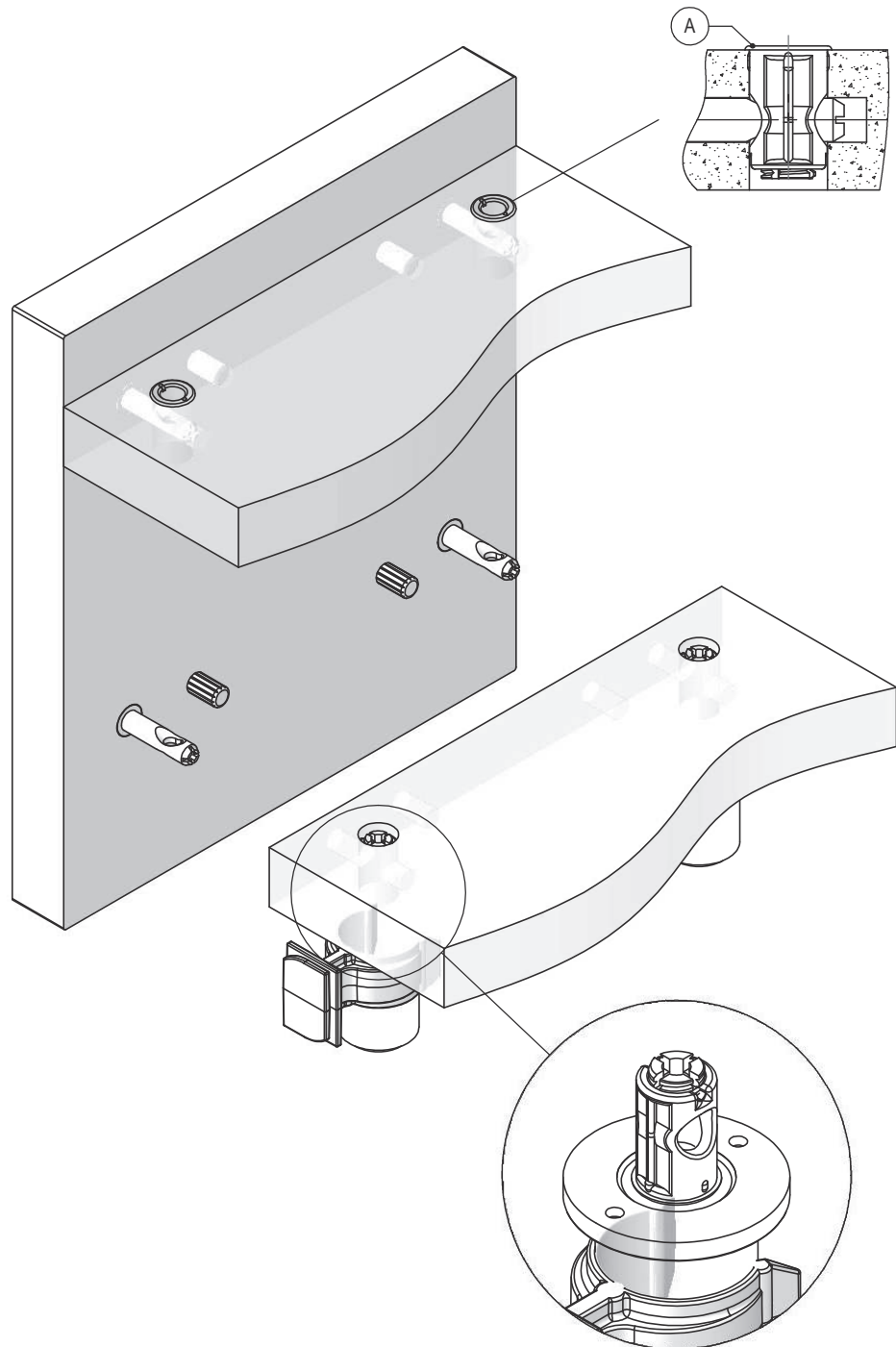
Schema assemblaggio livellatore tipo LV511 Assembly scheme LV511 type

LIVELLATORE CARATTERIZZATO DALL'ESSERE ASSEMBLATO DIRETTAMENTE ALLA GIUNZIONE SENZA RICHIEDERE ULTERIORI LAVORAZIONI SUI FIANCHI.

PER AVERE LA STESSA LAVORAZIONE ED ESTETICA INTERNA SIA SUL PIANO INFERIORE SIA SUPERIORE ASSEMBLARE LA BOCCOLA SUL PIANO SUPERIORE CON LA TESTA RIVOLTA VERSO L'ALTO COME INDICATO NEL DETTAGLIO "A".

THE LEVEL ADJUSTER CAN BE ASSEMBLED DIRECTLY TO THE CONNECTING FITTING WITHOUT ADDITIONAL MACHINING ON THE SIDES.

IN ORDER TO HAVE THE SAME MACHINING AND INTERNAL AESTHETICS BOTH ON THE UPPER AND LOWER SURFACE, ASSEMBLE THE BUSHING ON THE UPPER SURFACE WITH THE COLLAR POINTING UPWARDS AS SHOWN IN DETAIL "A".

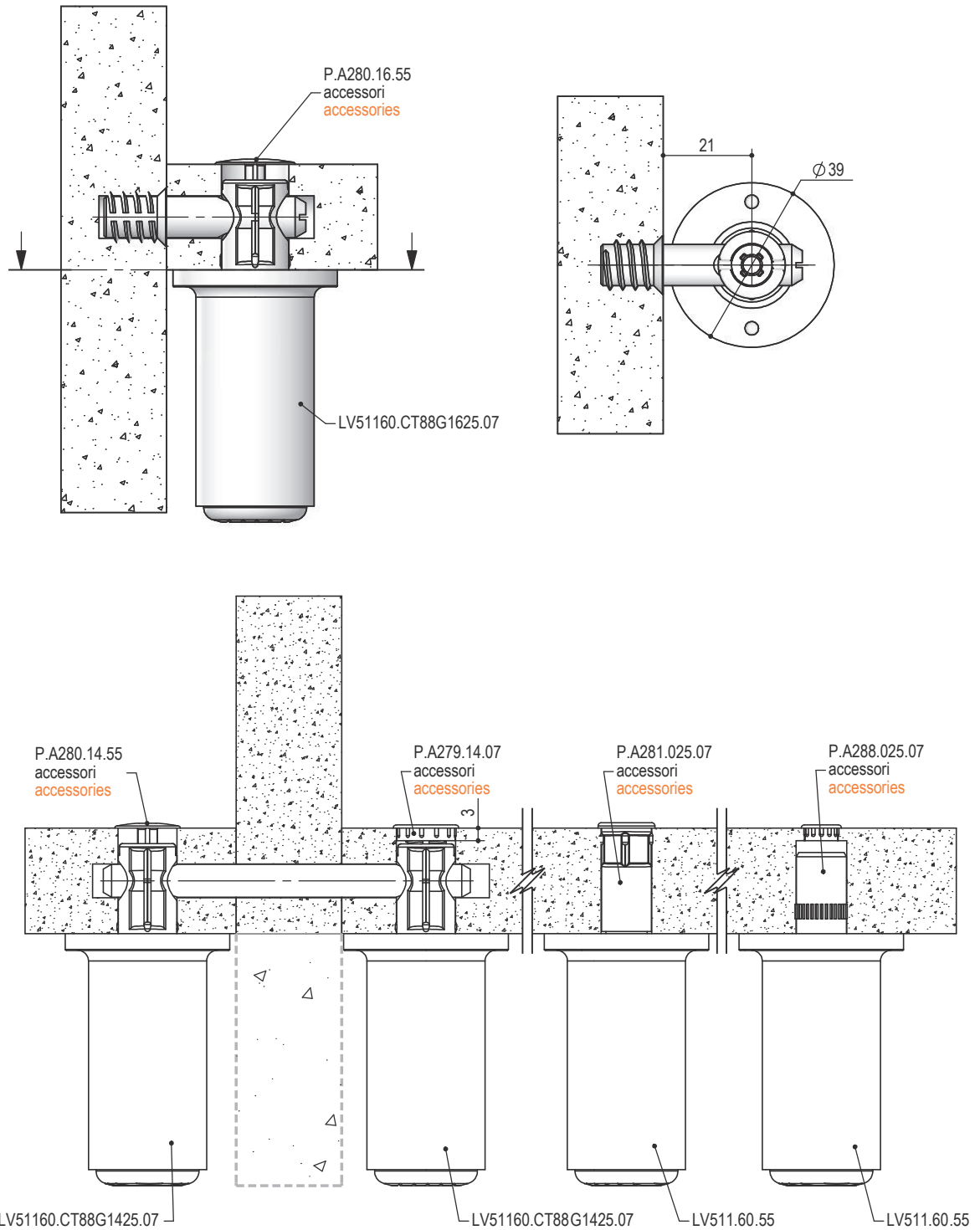




Esempi di applicazioni livellatore tipo LV511 Application example for leveler LV511 type

NON NECESSITANO DI LAVORAZIONI
DEI FIANCHI.
E' UTILIZZATO ANCHE COME
SUPPORTO CENTRALE PER
BASAMENTI DI LARGHEZZA
SUPERIORE AL METRO.

SIDE MACHINING IS NOT REQUIRED.
IT IS ALSO USED AS CENTRAL
SUPPORT FOR BASES WITH WIDTH
EXCEEDING ONE METRE.





Livellatore tipo LV511 Level adjuster LV511 type



Test Report 31404/1 - 37178/1

LIVELLATORE SOTTO BASE.

LEVELER FOR BOTTOM LOCATION

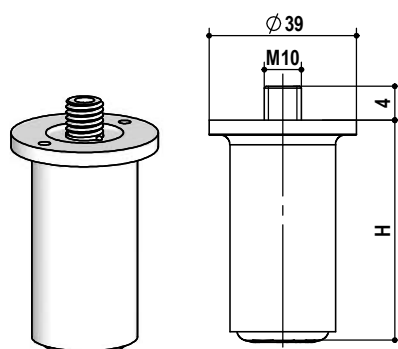


1500 N



15 mm
0 mm

nylon FV - acciaio
nylon FG - steel



tipo type	misura measure	H	finitura finishing	box	kg / box	pack
LV511.	32.	32	55 grigio grey	500	20,5	10
	38.	38			22,0	
	50.	50			23,0	
	60.	60		400	21,5	
	70.	70			17,5	
	80.	80		300	17,0	
	90.	90			18,5	
	95.	95			13,6	
	100.	100		200	12,8	
	105.	105			14,5	
	115.	115			15,0	

es./e.g.: LV511.60.55

Livellatore tipo LV511 con giunzioni Level adjuster LV511 type with connecting fittings

LIVELLATORE SOTTO BASE
PREASSEMBLATO CON LE
GIUNZIONI INDICATE IN TABELLA
SVOLGE SIA LA FUNZIONE DI
LIVELLATORE SIA DI GIUNZIONE.

THE SUB-BASE LEVEL ADJUSTER
PRE-ASSEMBLED WITH THE
CONNECTING FITTINGS INDICATED
IN THE TABLE ACTS BOTH AS LEVEL
ADJUSTER AND AS CONNECTING
FITTING.



PER GRANO PREASSEMBLATO
INSERIRE LETTERA "G" NEL CODICE.

WITH PRE-ASSEMBLED GRAIN,
PLEASE ADD THE LETTER "G"
TO THE ARTICLE CODE.

es./e.g.: LV51160.CT88G1418.07

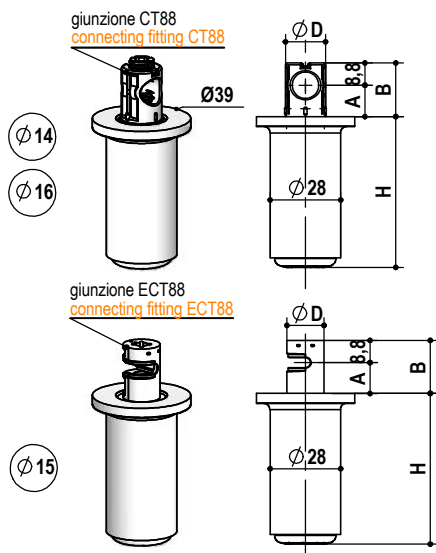


1500 N



15 mm
0 mm

nylon Fv - acciaio - zama
nylon FG - steel - die-cast



LIVELLATORE LEVEL ADJUSTER		GIUNZIONE CONNECTING FITTING					ASSIEME ASSEMBLY		
tipo type	H	tipo type	ØD	A	B	finitura finishing	box	kg / box	pack
LV51132.	32	CT881418.	13,9	9	17,8	00 grezzo raw 05 ottinato brass 06 bronzabronzed 07 nichelata nickel	400	22,4	10
LV51138.	38	CT881420.		10	18,8				
LV51150.	50	CT881422.		11	19,8				
LV51160.	60	CT881425.	12,5	21,3	300		19,8		
LV51170.	70	CT881622.	11	19,8					
LV51180.	80	CT881625.	15,9	12,5				21,3	
LV51190.	90	CT881630.	15	23,3	200		21,9		
LV51195.	95	ECT881518.	14,7	9				17,8	
LV511100.	100	ECT881525.	14,7	12,5				21,3	
LV511105.	105	ECT881532.	14,7	16	24,8		16,8		
LV511115.	115							17,4	

es./e.g.: LV51160.CT881418.07
es./e.g.: LV51160.ECT881518.00



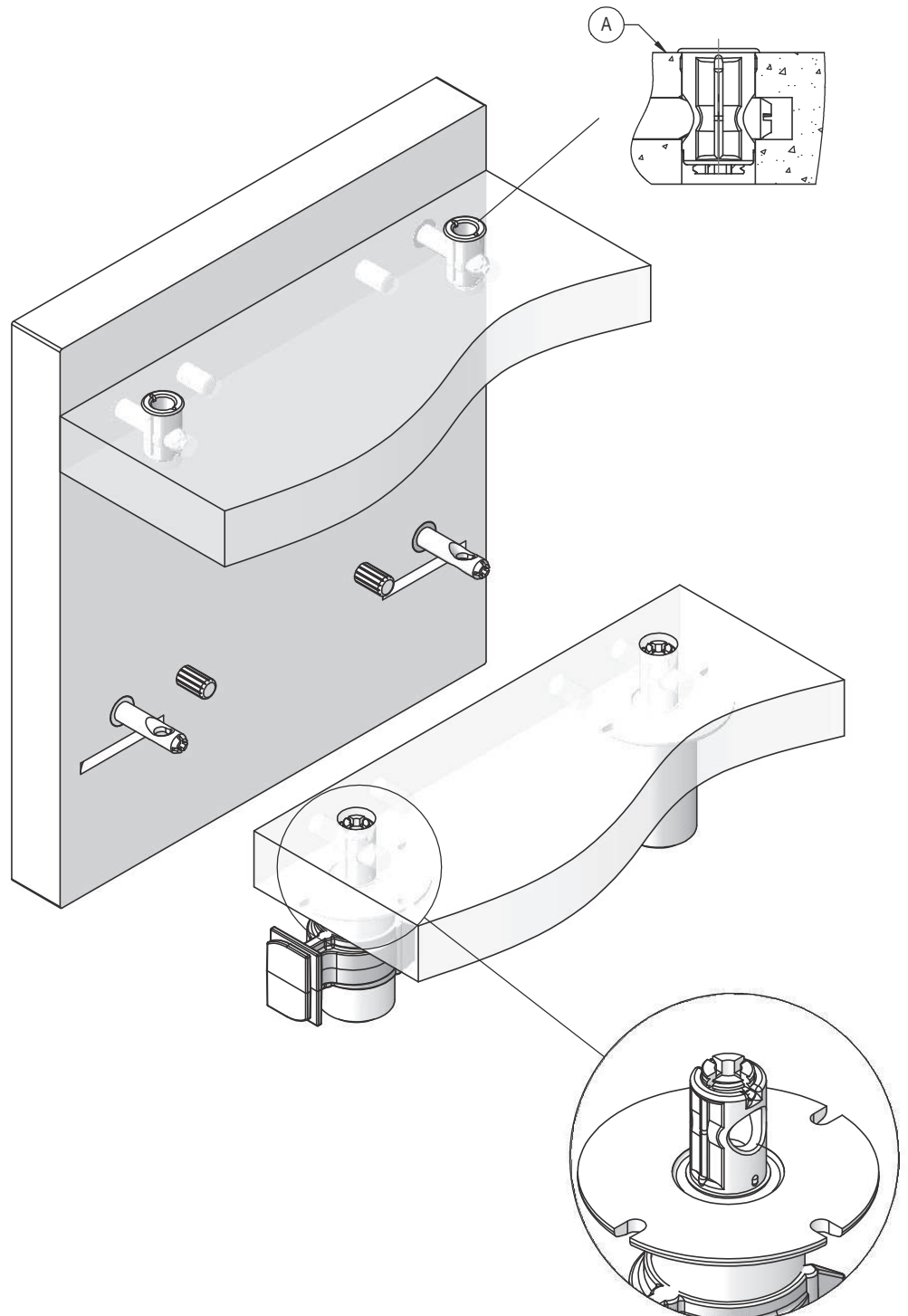
Schema assemblaggio livellatore tipo LV521 Assembly scheme LV521 type

LIVELLATORE CARATTERIZZATO DALL'ESSERE ASSEMBLATO ALLA GIUNZIONE.
SUPPORTA IL FIANCO ESTERNO. PARTICOLARMENTE VANTAGGIOSO NEL CASO IN CUI I FIANCHI INTERNI NON VANNO A TERRA, IN QUANTO NON SONO NECESSARIE LAVORAZIONI.

PER AVERE LA STESSA LAVORAZIONE ED ESTETICA INTERNA SIA SUL PIANO INFERIORE SIA SUPERIORE ASSEMBLARE LA BOCCOLA SUL PIANO SUPERIORE CON LA TESTA RIVOLTA VERSO L'ALTO COME INDICATO NEL DETTAGLIO "A".

LEVEL ADJUSTER CHARACTERISED BY BEING ASSEMBLED TO THE CONNECTING FITTING.
IT SUPPORTS THE OUTER SIDE. IT IS PARTICULARLY USEFUL IN CASES WHERE THE INTERNAL SIDES DO NOT GO ON THE GROUND AS MACHINING IS NOT REQUIRED.

IN ORDER TO HAVE THE SAME MACHINING AND INTERNAL AESTHETICS BOTH ON THE UPPER AND LOWER SURFACE, ASSEMBLE THE BUSHING ON THE UPPER SURFACE WITH THE COLLAR POINTING UPWARDS AS SHOWN IN DETAIL "A".

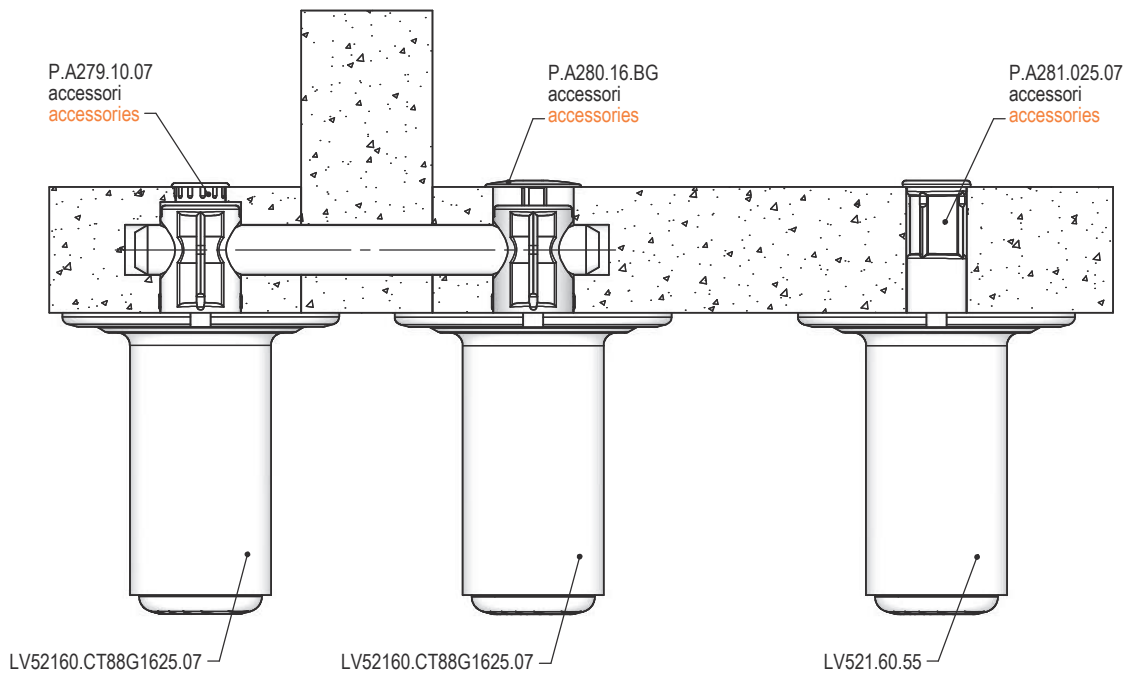
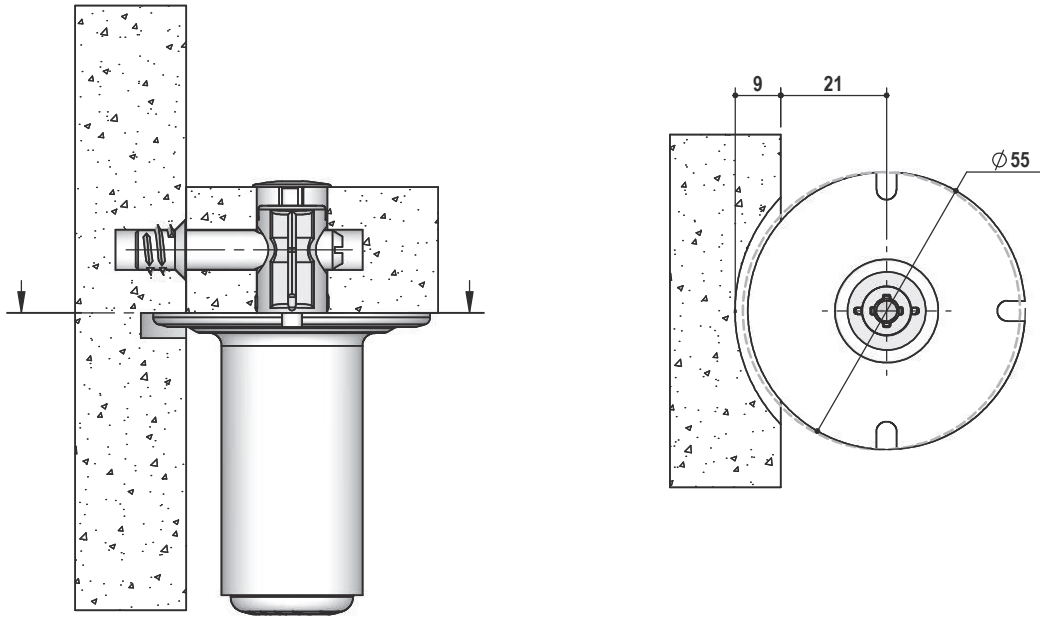




Esempi di applicazioni livellatore tipo LV521 Application example for leveler LV521 type

SUPPORTA IL FIANCO ESTERNO.
PARTICOLARMENTE VANTAGGIOSO
NEL CASO IN CUI I FIANCHI INTERNI
NON VANNO A TERRA, IN QUANTO
NON SONO NECESSARIE
LAVORAZIONI.

IT SUPPORTS THE OUTER SIDE.
IT IS PARTICULARLY USEFUL IN
CASES WHERE THE INTERNAL SIDES
DO NOT GO ON THE GROUND AS
MACHINING IS NOT REQUIRED.





Livellatore tipo LV521 Level adjuster LV521 type

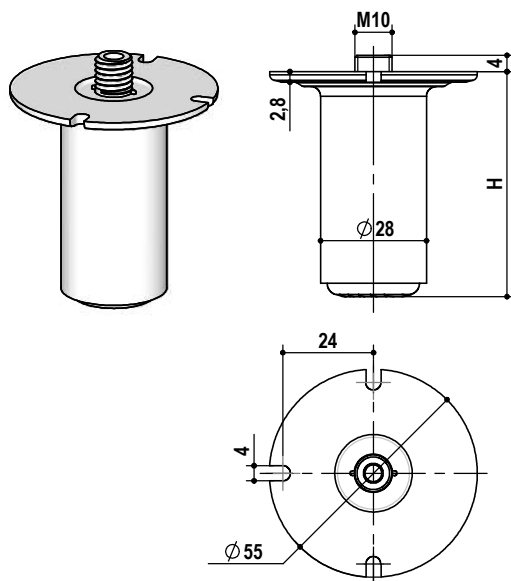
CATAS

Test Report 34775/1S - 34778/1S

LIVELLATORE SOTTO BASE LATO SPALLA .

LEVELER FOR BOTTOM LOCATION OUTER SIDE.

1500 N 15 mm 0 mm nylon FV - acciaio nylon FG - steel



tipo type	misura measure	H	finitura finishing	box	kg / box	pack
LV521.	32.	32	55 grigio grey	500	23,0	10
	38.	38		400	19,2	
	50.	50		21,2		
	60.	60		17,4		
	70.	70		18,6		
	80.	80		19,8		
	90.	90		21,0		
	95.	95		14,2		
	100.	100		14,6		
	105.	105		15,0		
	115.	115		15,6		

es./e.g.: LV521.60.55

Livellatore tipo LV521 con giunzioni Level adjuster LV521 type with connecting fittings

LIVELLATORE SOTTO BASE LATO SPALLA PREASSEMBLATO CON LE GIUNZIONI INDICATE IN TABELLA SVOLGE SIA LA FUNZIONE DI LIVELLATORE SIA DI GIUNZIONE.

THE SUB-BASE LEVEL ADJUSTER OUTER SIDE PRE-ASSEMBLED WITH THE CONNECTING FITTINGS INDICATED IN THE TABLE ACTS BOTH AS LEVEL ADJUSTER AND AS CONNECTING FITTING.

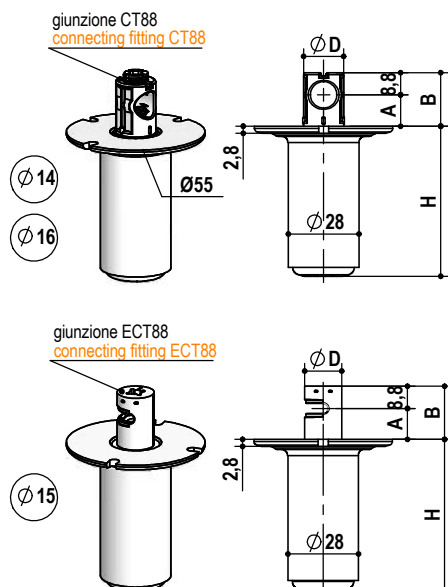


PER GRANO PREASSEMBLATO INSERIRE LETTERA "G" NEL CODICE.

WITH PRE-ASSEMBLED GRAIN, PLEASE ADD THE LETTER "G" TO THE ARTICLE CODE.

es./e.g.: LV52160.CT88G1418.07

1500 N 15 mm 0 mm nylon Fv - acciaio - zama nylon FG - steel - die-cast



LIVELLATORE LEVEL ADJUSTER		GIUNZIONE CONNECTING FITTING					ASSIEME ASSEMBLY		
tipo type	H	tipo type	ØD	A	B	finitura finishing	box	kg / box	pack
LV52132.	32	CT881418.	13,9	9	17,8	00 grezzo raw 05 ottinato brass 06 bronzato bronzed 07 nichelata nickel	400	23,2	10
LV52138.	38	CT881420.		10	18,8		22,8		
LV52150.	50	CT881422.		11	19,8		24,8		
LV52160.	60	CT881425.	12,5	21,3	20,1				
LV52170.	70	CT881622.	11	19,8	22,2				
LV52180.	80	CT881625.	15,9	12,5	21,3		23,4		
LV52190.	90	CT881630.	15	23,8	24,6				
LV52195.	95	ECT881518.	14,7	9	17,8		16,6		
LV521100.	100	ECT881525.	14,7	12,5	21,3		17,0		
LV521105.	105	ECT881532.	14,7	16	24,8		17,4		
LV521115.	115						18,0		

es./e.g.: LV52160.CT881425.00
es./e.g.: LV52160.ECT881518.07



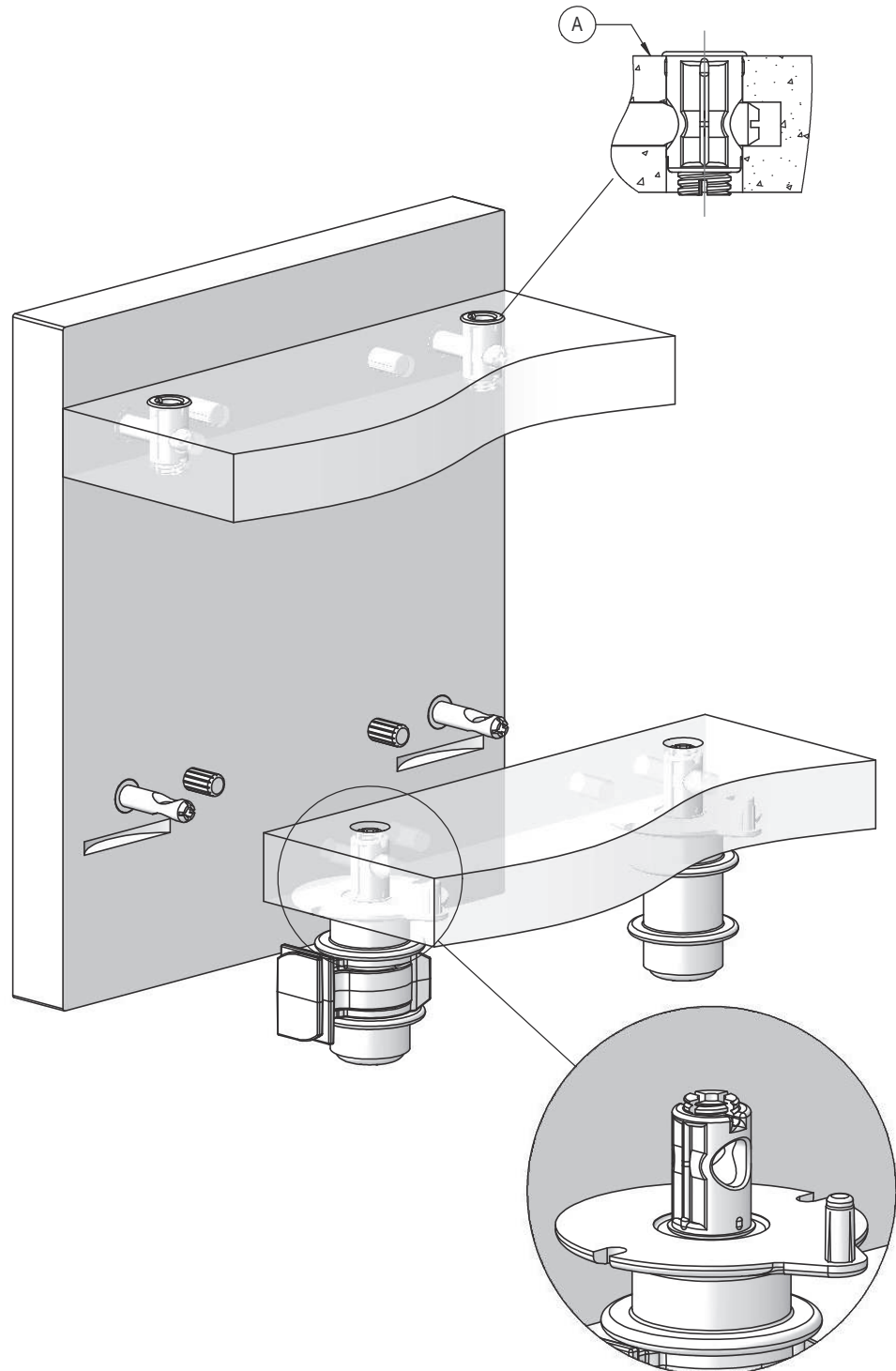
Schema assemblaggio livellatore tipo LV523 Assembly scheme LV523 type

LIVELLATORE CARATTERIZZATO DALL'ESSERE ASSEMBLATO ALLA GIUNZIONE.
SUPPORTA IL FIANCO ESTERNO. PARTICOLARMENTE VANTAGGIOSO NEL CASO IN CUI I FIANCHI INTERNI NON VANNO A TERRA, IN QUANTO NON SONO NECESSARIE LAVORAZIONI.

PER AVERE LA STESSA LAVORAZIONE ED ESTETICA INTERNA SIA SUL PIANO INFERIORE SIA SUPERIORE ASSEMBLARE LA BOCCOLA SUL PIANO SUPERIORE CON LA TESTA RIVOLTA VERSO L'ALTO COME INDICATO NEL DETTAGLIO "A".

LEVEL ADJUSTER CHARACTERISED BY BEING ASSEMBLED TO THE CONNECTING FITTING.
IT SUPPORTS THE OUTER SIDE. IT IS PARTICULARLY USEFUL IN CASES WHERE THE INTERNAL SIDES DO NOT GO ON THE GROUND AS MACHINING IS NOT REQUIRED.

IN ORDER TO HAVE THE SAME MACHINING AND INTERNAL AESTHETICS BOTH ON THE UPPER AND LOWER SURFACE, ASSEMBLE THE BUSHING ON THE UPPER SURFACE WITH THE COLLAR POINTING UPWARDS AS SHOWN IN DETAIL "A".



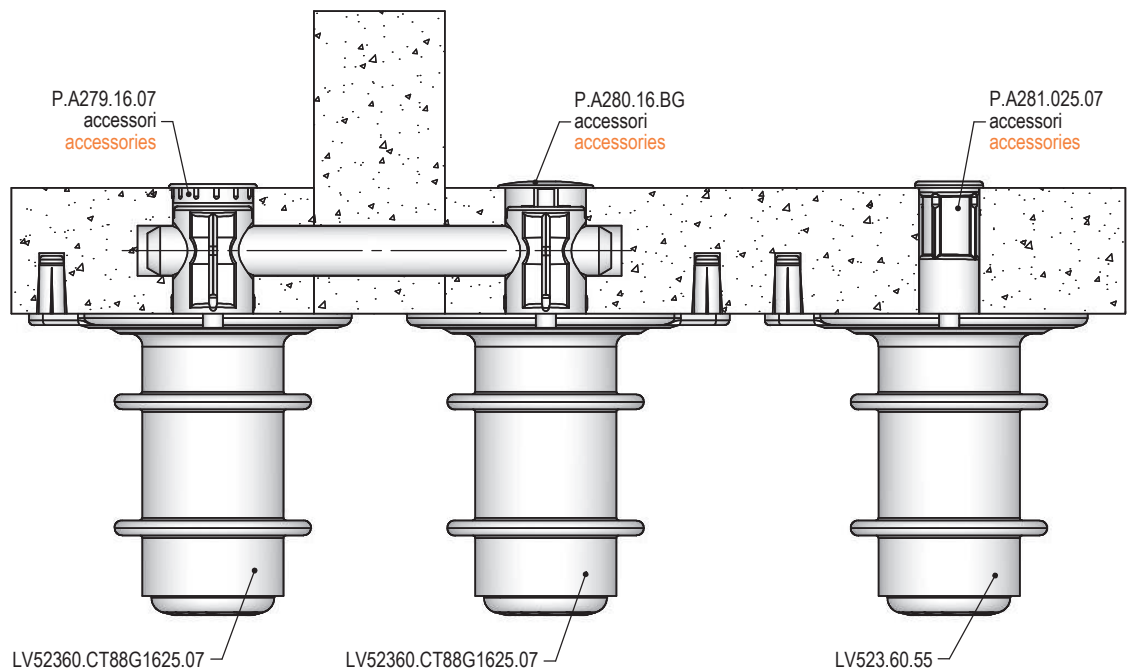
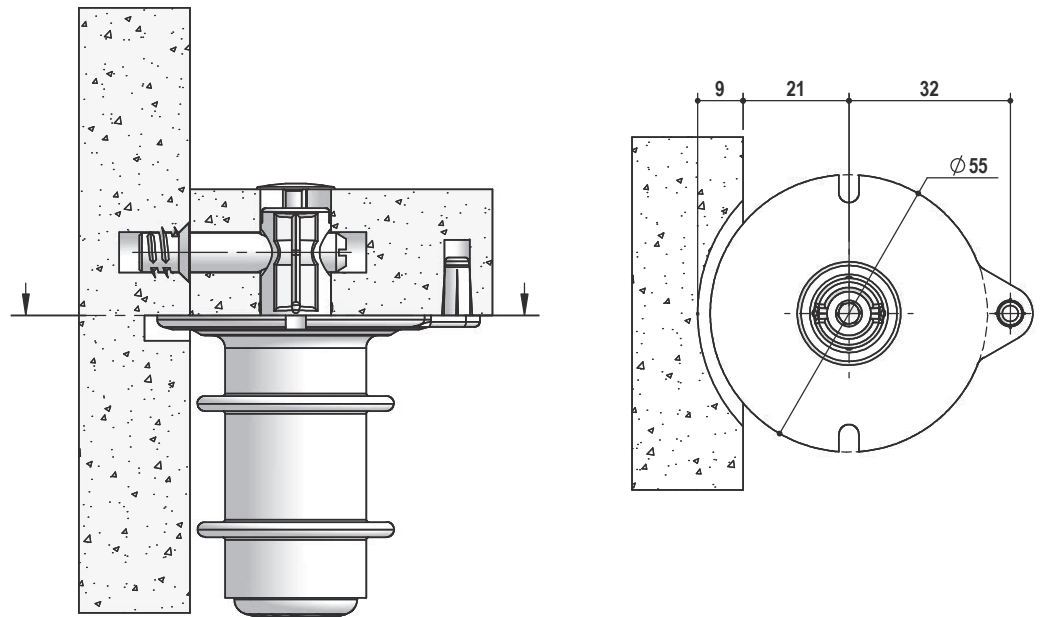


Esempi di applicazioni livellatore tipo LV523

Application example for leveler LV523 type

SUPPORTA IL FIANCO ESTERNO.
PARTICOLARMENTE VANTAGGIOSO
NEL CASO IN CUI I FIANCHI INTERNI
NON VANNO A TERRA, IN QUANTO
NON SONO NECESSARIE
LAVORAZIONI.

IT SUPPORTS THE OUTER SIDE.
IT IS PARTICULARLY USEFUL IN
CASES WHERE THE INTERNAL SIDES
DO NOT GO ON THE GROUND AS
MACHINING IS NOT REQUIRED.





Livellatore tipo LV523 Level adjuster LV523 type

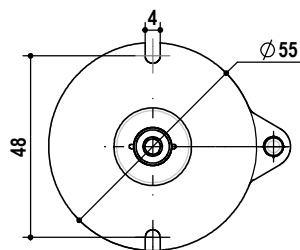
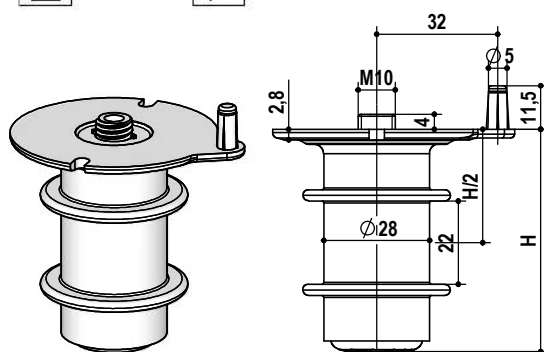


Test Report 34775/1S - 34778/1S

LIVELLATORE SOTTO BASE LATO SPALLA .

LEVELER FOR BOTTOM LOCATION OUTER SIDE.

1500 N 15 mm 0 mm nylon FV - acciaio nylon FG - steel



tipo type	misura measure	H	finitura finishing	box	kg / box	pack
LV523.	60.	60	55 grigio grey	300	18,9	10
	70.	70			20,4	
	80.	80			21,3	

es./e.g.: LV523.60.55

Livellatore tipo LV523 con giunzioni Level adjuster LV523 type with connecting fittings

LIVELLATORE SOTTO BASE LATO SPALLA PREASSEMBLATO CON LE GIUNZIONI INDICATE IN TABELLA SVOLGE SIA LA FUNZIONE DI LIVELLATORE SIA DI GIUNZIONE.

THE SUB-BASE LEVEL ADJUSTER OUTER SIDE PRE-ASSEMBLED WITH THE CONNECTING FITTINGS INDICATED IN THE TABLE ACTS BOTH AS LEVEL ADJUSTER AND AS CONNECTING FITTING.

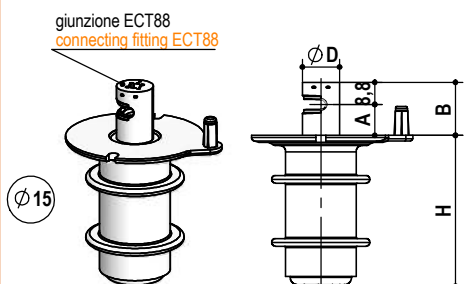
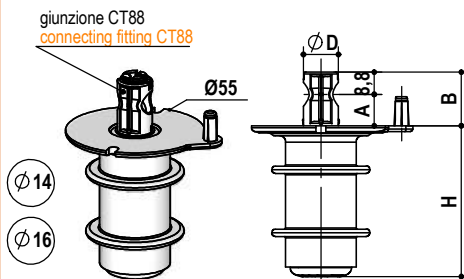


PER GRANO PREASSEMBLATO INSERIRE LETTERA "G" NEL CODICE.

WITH PRE-ASSEMBLED GRAIN, PLEASE ADD THE LETTER "G" TO THE ARTICLE CODE.

es./e.g.: LV52360.CT88G1418.07

1500 N 15 mm 0 mm nylon Fv - acciaio - zama nylon FG - steel - die-cast



LIVELLATORE LEVEL ADJUSTER		GIUNZIONE CONNECTING FITTING				ASSIEME ASSEMBLY			
tipo type	H	tipo type	ØD	A	B	finitura finishing	box	kg / box	pack
LV52360.	60	CT881418.	13,9	9	17,8	00 grezzo raw 05 ottonato brass 06 bronzato bronzed 07 nichelata nickel	250	18,0	10
LV52370.	70	CT881420.		10	18,8			20,0	
LV52380.	80	CT881422.		11	19,8			21,0	
		CT881425.		12,5	21,8				
		CT881622.		11	19,8				
		CT881625.	15,9	12,5	21,8				
		CT881630.		15	23,8				
		ECT881518.	14,7	9	17,8				
		ECT881525.	14,7	12,5	21,3				
		ECT881532.	14,7	16	24,8				

es./e.g.: LV52360.CT881425.00
es./e.g.: LV52360.ECT881518.07



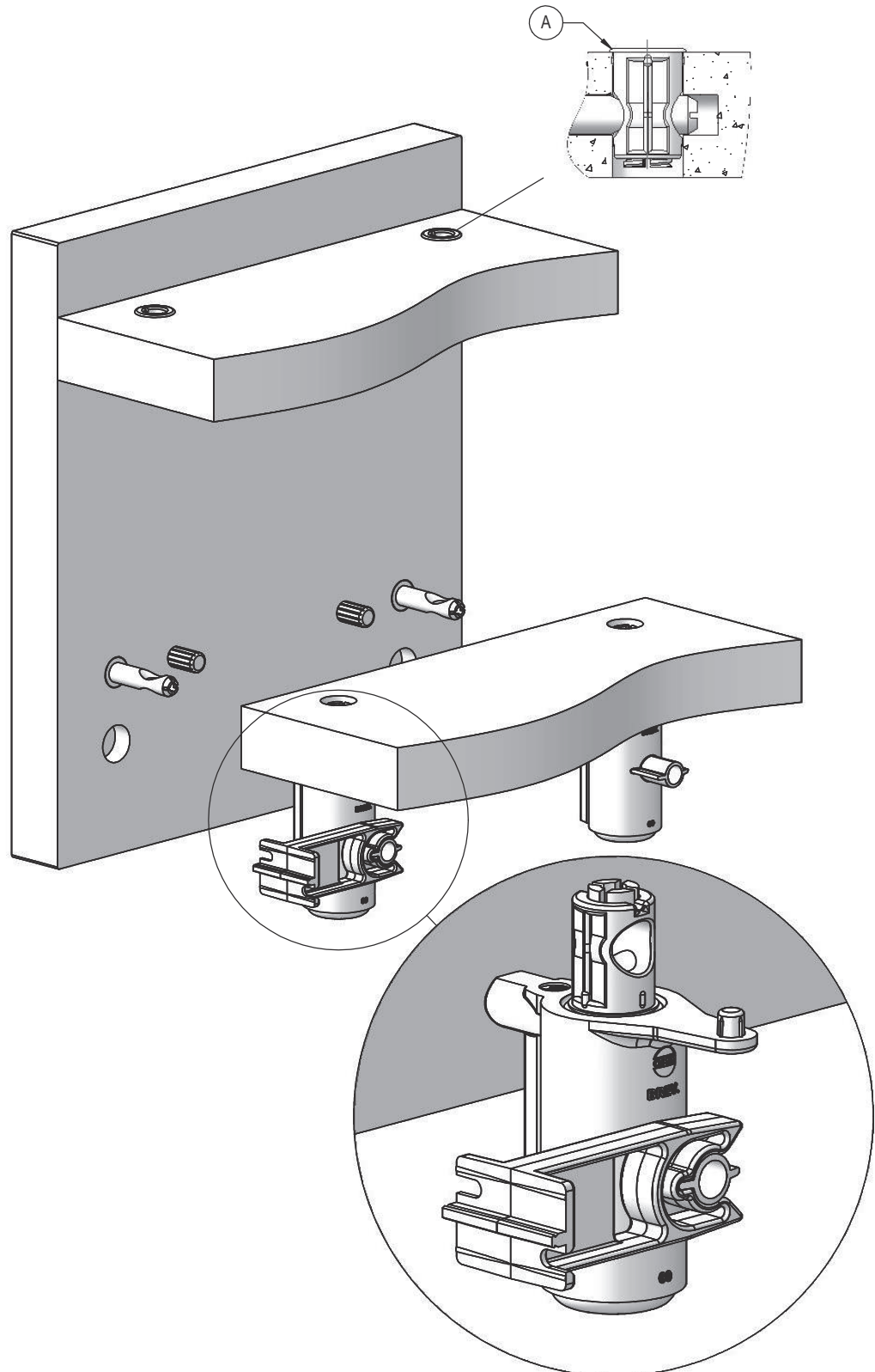
Schema assemblaggio livellatore tipo LV531 LV532 LV534 Assembly scheme LV531 LV532 LV534 type

LIVELLATORE CARATTERIZZATO DALL'ESSERE ASSEMBLATO ALLA GIUNZIONE.
PROGETTATO PER SUPPORTARE IL FIANCO.
TIPICAMENTE USATO PER MOBILI COMPONIBILI.

PER AVERE LA STESSA LAVORAZIONE ED ESTETICA INTERNA SIA SUL PIANO INFERIORE SIA SUPERIORE ASSEMBLARE LA BOCCOLA SUL PIANO SUPERIORE CON LA TESTA RIVOLTA VERSO L'ALTO COME INDICATO NEL DETTAGLIO "A".

LEVEL ADJUSTER CHARACTERISED BY BEING ASSEMBLED TO THE CONNECTING FITTING. DESIGNED TO SUPPORT THE SIDE.
TYPICALLY USED FOR MODULAR FURNITURE.

IN ORDER TO HAVE THE SAME MACHINING AND INTERNAL AESTHETICS BOTH ON THE UPPER AND LOWER SURFACE, ASSEMBLE THE BUSHING ON THE UPPER SURFACE WITH THE COLLAR POINTING UPWARDS AS SHOWN IN DETAIL "A".

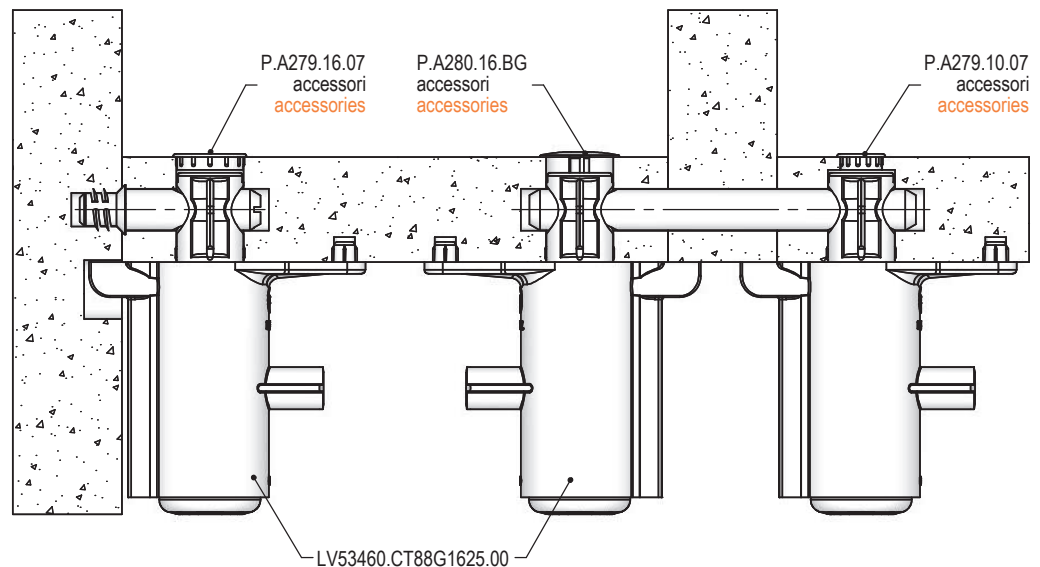
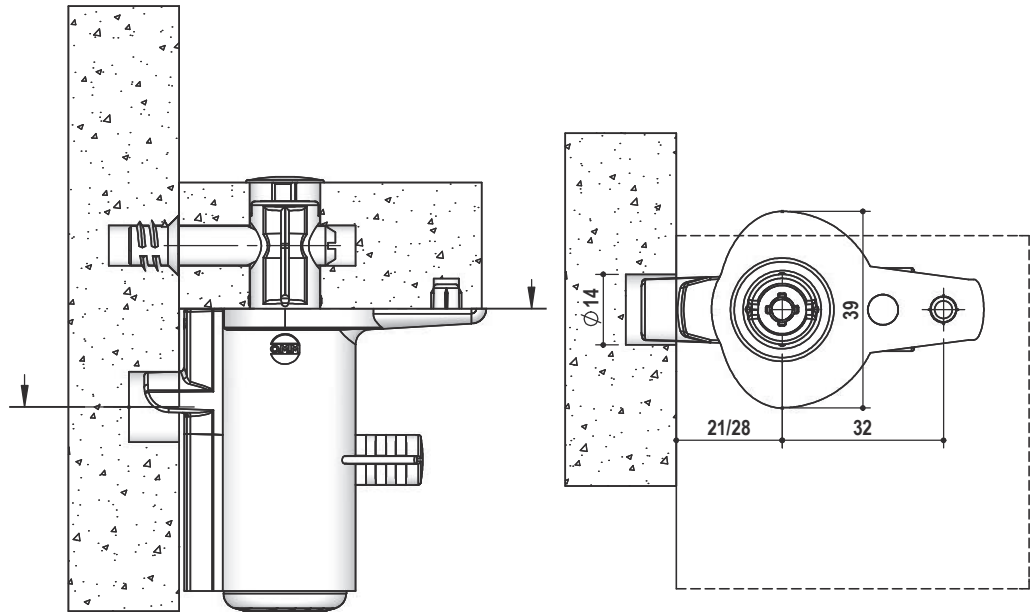




Esempi di applicazioni livellatore tipo LV531 LV532 LV534 Application example for leveler LV531 LV532 LV534 type

LV532 E' TIPICAMENTE USATO PER MOBILI COMPONIBILI CON TUTTI I FIANCHI A TERRA.
LV534 E' L'IDEALE QUANDO SI HANNO COMBINAZIONI DI FIANCHI A TERRA E SOSPESI.

LV532 TYPICALLY USED FOR KIT FURNITURE WITH SIDES TO THE GROUND.
LV534 CAN BE USED IN CASE OF COMBINATION OF SUSPENDED AND TO THE GROUND SIDES.





Livellatore tipo LV531 con giunzioni

Level adjuster LV531 type with connecting fittings

LIVELLATORE SOTTO BASE LATO SPALLA PREASSEMBLATO CON LE GIUNZIONI INDICATE IN TABELLA. SVOLGE SIA LA FUNZIONE DI LIVELLATORE SIA DI GIUNZIONE. FORATURA DELLA BASE DISTANZA 21.

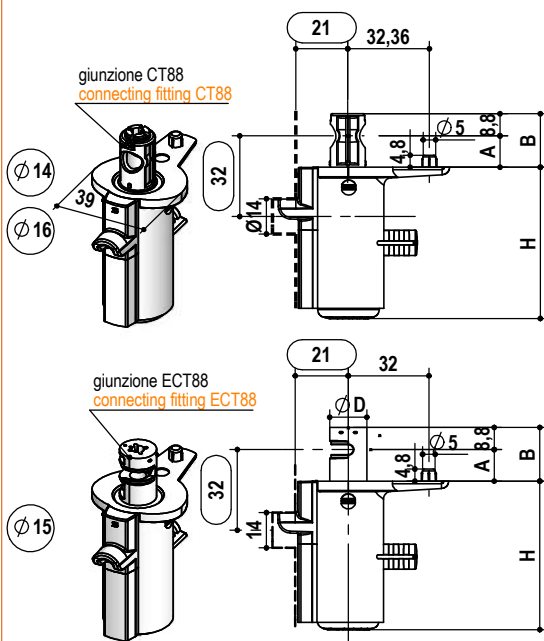
THE SUB-BASE LEVEL ADJUSTER OUTER SIDE PRE-ASSEMBLED WITH THE CONNECTING FITTINGS INDICATED IN THE TABLE ACTS BOTH AS LEVEL ADJUSTER AND AS CONNECTING FITTING. DRILLING BASE DISTANCE 21.



PER GRANO PREASSEMBLATO INSERIRE LETTERA "G" NEL CODICE. WITH PRE-ASSEMBLED GRAIN, PLEASE ADD THE LETTER "G" TO THE ARTICLE CODE.

es./e.g.: LV53160.CT88G1418.07

1500 N 15 mm / 0 mm nylon Fv - acciaio - zama nylon FG - steel - die-cast



tipo type	H	tipo type	ØD	A	B	finitura finishing	box	kg / box
LV53132.	32	CT881418.	13,9	9	17,8	00 grezzo raw 05 ottonato brass 06 bronzato bronzed 07 nichelata nickel	400	26,8
LV53142.	42	CT881420.		10	18,8		300	21,3
LV53152.	52	CT881422.		11	19,8		300	22,2
LV53160.	60	CT881425.		12,5	21,3		300	19,8
LV53170.	70	CT881428.	14	22,8	200		14,0	
LV53180.	80	CT881622.	11	19,8			14,6	
		CT881625.	15,9	12,5			21,3	
		CT881630.	15	23,8				
		ECT881518.	14,7	9	17,8			
		ECT881525.	14,7	12,5	21,3			
		ECT881532.	14,7	16	24,8			

es./e.g.: LV53160.CT88 1425.00
es./e.g.: LV53160.ECT881518.07

Livellatore tipo LV531.10 con giunzioni

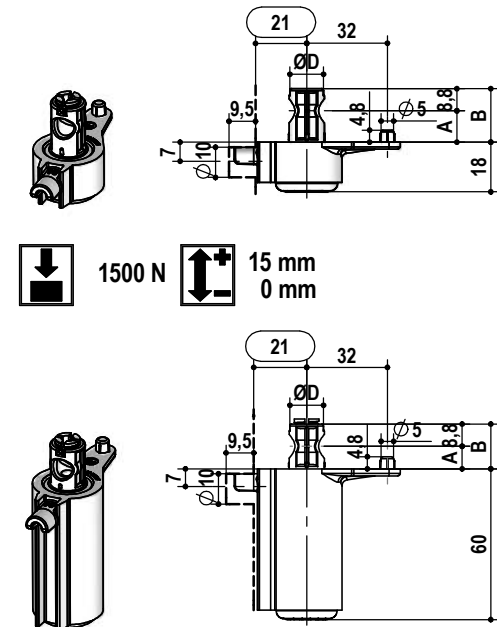
Level adjuster LV531.10 type with connecting fittings



PER GRANO PREASSEMBLATO INSERIRE LETTERA "G" NEL CODICE. WITH PRE-ASSEMBLED GRAIN, PLEASE ADD THE LETTER "G" TO THE ARTICLE CODE.

es./e.g.: LV53160.CT88G1418.07

1500 N 8 mm / 0 mm nylon Fv - acciaio - zama nylon FG - steel - die-cast



LIVELLATORE LEVEL ADJUSTER	GIUNZIONE CONNECTING FITTING					ASSIEME ASSEMBLY			
	tipo type	tipo type	ØD	A	B	finitura finishing	box	kg / box	pack
LV53118.10 LV53160.10	CT881418.	13,9	13,9	9	17,8	00 grezzo raw 05 ottonato brass 06 bronzato bronzed 07 nichelata nickel	400	22,4	10
	CT881420.			10	18,8		300	18,0	
	CT881422.			11	19,8		300	18,9	
	CT881425.			12,5	21,3		300	19,8	
	CT881428.	14	22,8	200		14,0			
	CT881622.	11	19,8			14,6			
	CT881625.	15,9	12,5			21,3			
	CT881630.	15	23,8						
	ECT881518.	14,7	9	17,8					
	ECT881525.	14,7	12,5	21,3					
	ECT881532.	14,7	16	24,8					

es./e.g.: LV53118.10.CTG1425.05
es./e.g.: LV53160.10.ECT1518.07



Livellatore tipo LV532 con giunzioni

Level adjuster LV532 type with connecting fittings

CATAS
Test report 84204/1

LIVELLATORE SOTTO BASE LATO SPALLA PREASSEMBLATO CON LE GIUNZIONI INDICATE IN TABELLA. SVOLGE SIA LA FUNZIONE DI LIVELLATORE SIA DI GIUNZIONE. FORATURA DELLA BASE DISTANZA 28.

THE SUB-BASE LEVEL ADJUSTER OUTER SIDE PRE-ASSEMBLED WITH THE CONNECTING FITTINGS INDICATED IN THE TABLE ACTS BOTH AS LEVEL ADJUSTER AND AS CONNECTING FITTING. DRILLING BASE DISTANCE 28.

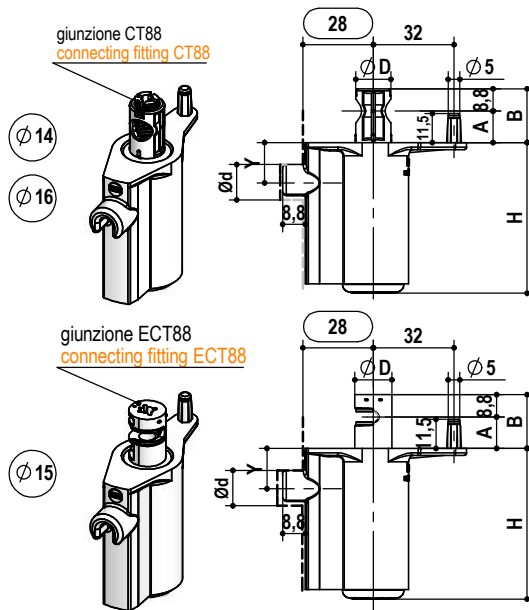


PER GRANO PREASSEMBLATO INSERIRE LETTERA "G" NEL CODICE. WITH PRE-ASSEMBLED GRAIN, PLEASE ADD THE LETTER "G" TO THE ARTICLE CODE.

es./e.g.: LV53160.CT88G1418.07

1500 N 15 mm 8 mm solo per LV53218
0 mm 0 mm only for LV53218

nylon Fv - acciaio - zama
nylon FG - steel - die-cast



LIVELLATORE LEVEL ADJUSTER				GIUNZIONE CONNECTING FITTING				ASSIEME ASSEMBLY			
tipo type	H	Y	Ød	tipo type	ØD	A	B	finitura finishing	box	kg / box	pack
LV53218.	18	7	10	CT881418.	9	17,8			500	23,0	10
LV53232.	32			CT881420.	10	18,8				28,0	
LV53242.	42			CT881422.	13,9	11	19,8			18,0	
LV53252.	52			CT881425.	12,5	21,3			300	18,9	
LV53260.	60			CT881428.	14	22,8		00 grezzo raw		21,6	
LV53270.	70	16	15	CT881622.	11	19,8		05 ottolato brass		15,2	
LV53280.	80			CT881625.	15,9	12,5	21,3	06 bronzato bronzed	200		
				CT881630.	15	23,8		07 nichelata nickel		15,8	
				ECT881518.	14,7	9	17,8				
				ECT881525.	14,7	12,5	21,3				
				ECT881532.	14,7	16	24,8				

es./e.g.: LV53260.CT88 1425.00
es./e.g.: LV53260.ECT881518.07

Livellatore tipo LV534 con giunzioni

Level adjuster LV534 type with connecting fittings

CATAS
Test report 84204/1

LIVELLATORE SOTTO BASE LATO SPALLA PREASSEMBLATO CON LE GIUNZIONI INDICATE IN TABELLA SVOLGE SIA LA FUNZIONE DI LIVELLATORE SIA DI GIUNZIONE. CARATTERIZZATO DALLA FORATURA DELLA BASE DISTANZA 21.

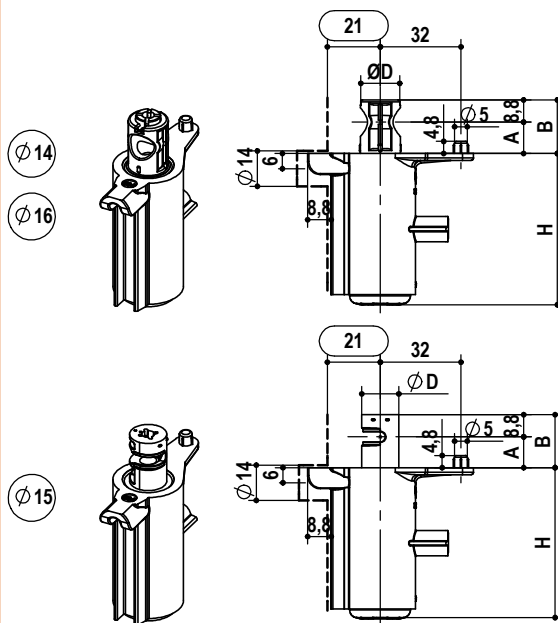
THE SUB-BASE LEVEL ADJUSTER OUTER SIDE PRE-ASSEMBLED WITH THE CONNECTING FITTINGS INDICATED IN THE TABLE ACTS BOTH AS LEVEL ADJUSTER AND AS CONNECTING FITTING. CHARACTERIZED BY DRILLING BASE DISTANCE 21.



PER GRANO PREASSEMBLATO INSERIRE LETTERA "G" NEL CODICE. WITH PRE-ASSEMBLED GRAIN, PLEASE ADD THE LETTER "G" TO THE ARTICLE CODE.

es./e.g.: LV53260.CT88G1418.07

1500 N 15 mm 0 mm nylon Fv - acciaio - zama
nylon FG - steel - die-cast



LIVELLATORE LEVEL ADJUSTER				GIUNZIONE CONNECTING FITTING				ASSIEME ASSEMBLY			
tipo type	H			tipo type	ØD	A	B	finitura finishing	box	kg / box	pack
LV53432.	32			CT881418.	9	17,8			400	22,4	10
LV53442.	42			CT881420.	10	18,8				18,0	
LV53452.	52			CT881422.	13,9	11	19,8		300	18,9	
LV53460.	60			CT881425.	12,5	21,3				19,8	
LV53470.	70			CT881428.	14	22,8		00 grezzo raw		14,0	
LV53480.	80			CT881622.	11	19,8		05 ottolato brass	200		
				CT881625.	15,9	12,5	21,3	06 bronzato bronzed		14,6	
				CT881630.	15	23,8		07 nichelata nickel			
				ECT881518.	14,7	9	17,8				
				ECT881525.	14,7	12,5	21,3				
				ECT881532.	14,7	16	24,8				

es./e.g.: LV53460.CT881425.00
es./e.g.: LV53460.ECT881518.07



Livellatori Level adjusters

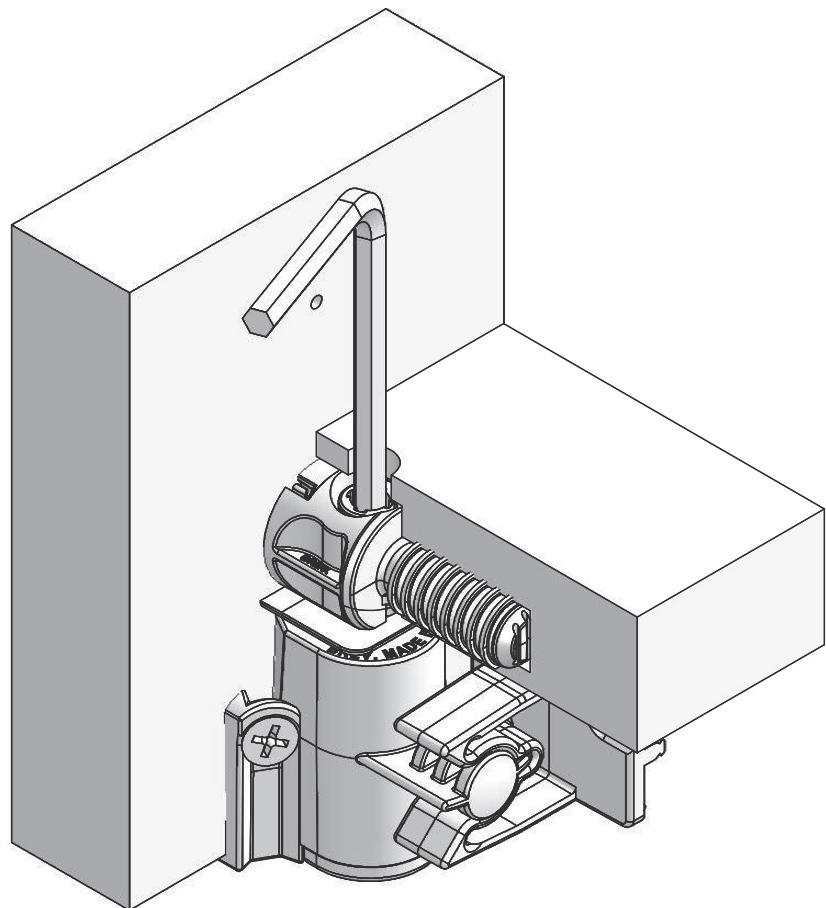
I LIVELLATORI DELLA SERIE LV600 SONO NORMALMENTE ASSEMBLATI SUI FIANCHI.

CARATTERISTICHE FONDAMENTALI:
POSSONO ESSERE POSTI SOTTO LE GIUNZIONI DELLA SERIE GN300.
POSSIBILITA' DI REGOLAZIONE ATTRAVERSO LE GIUNZIONI DELLA SERIE GN300.
POSSIBILITA' DI AGGANCIARE ACCESSORI TIPO PORTA ZOCCOLINI.
BASSA COPPIA DI REGOLAZIONE.

LV600 SERIES LEVEL ADJUSTERS ARE NORMALLY ASSEMBLED ON SIDES.

KEY FEATURES: CAN BE PLACED UNDER THE GN300 SERIES CONNECTING FITTINGS.
CAN BE ADJUSTED THROUGH THE CONNECTING FITTINGS OF THE GN300 SERIES.
ACCESSORIES LIKE SKIRTING BOARD HOLDERS CAN BE ATTACHED.
LOW ADJUSTMENT TORQUE.

Serie LV600 LV 600 series





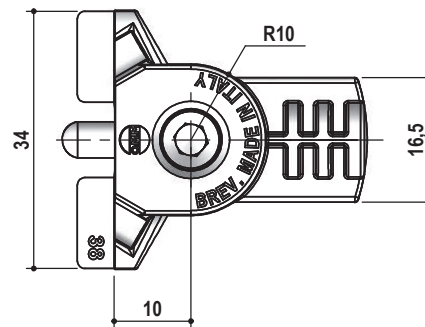
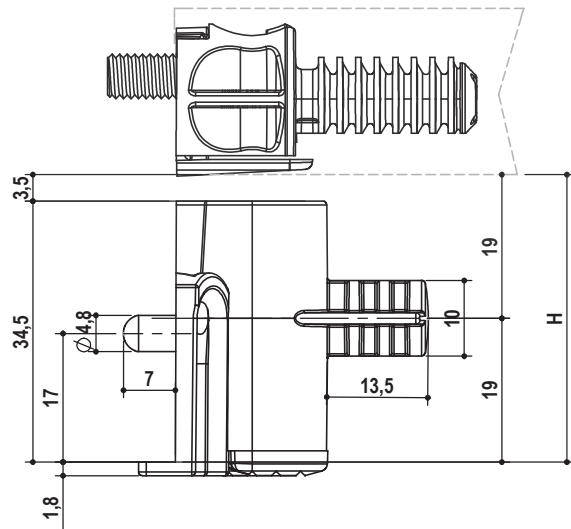
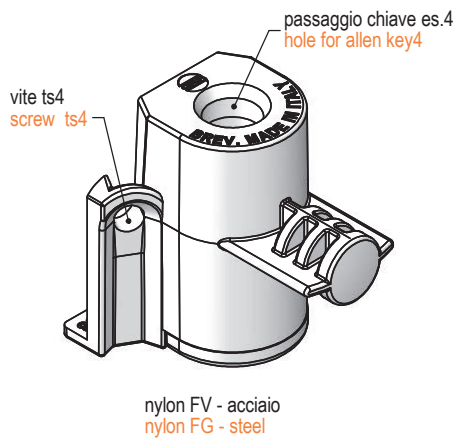
Livellatore tipo LV601 Level adjuster LV601 type

LIVELLATORE SOTTO BASE LATO SPALLA.
SUPPORTA IL FIANCO ESTERNO CON FORATURA VITI TS4.

LEVEL ADJUSTER UNDER BASE ON THE SIDE.
SUPPORTS THE OUTER SIDE WITH TS4 SCREWS DRILLING.

1500 N

15 mm
0 mm



tipo <u>type</u>	misura <u>measure</u>	H	finitura <u>finishing</u>	box	kg / box	pack
LV601.	38.	38	55 grigio grey	500	25	10

es./e.g.: LV601.38.55



Livellatori Level adjusters

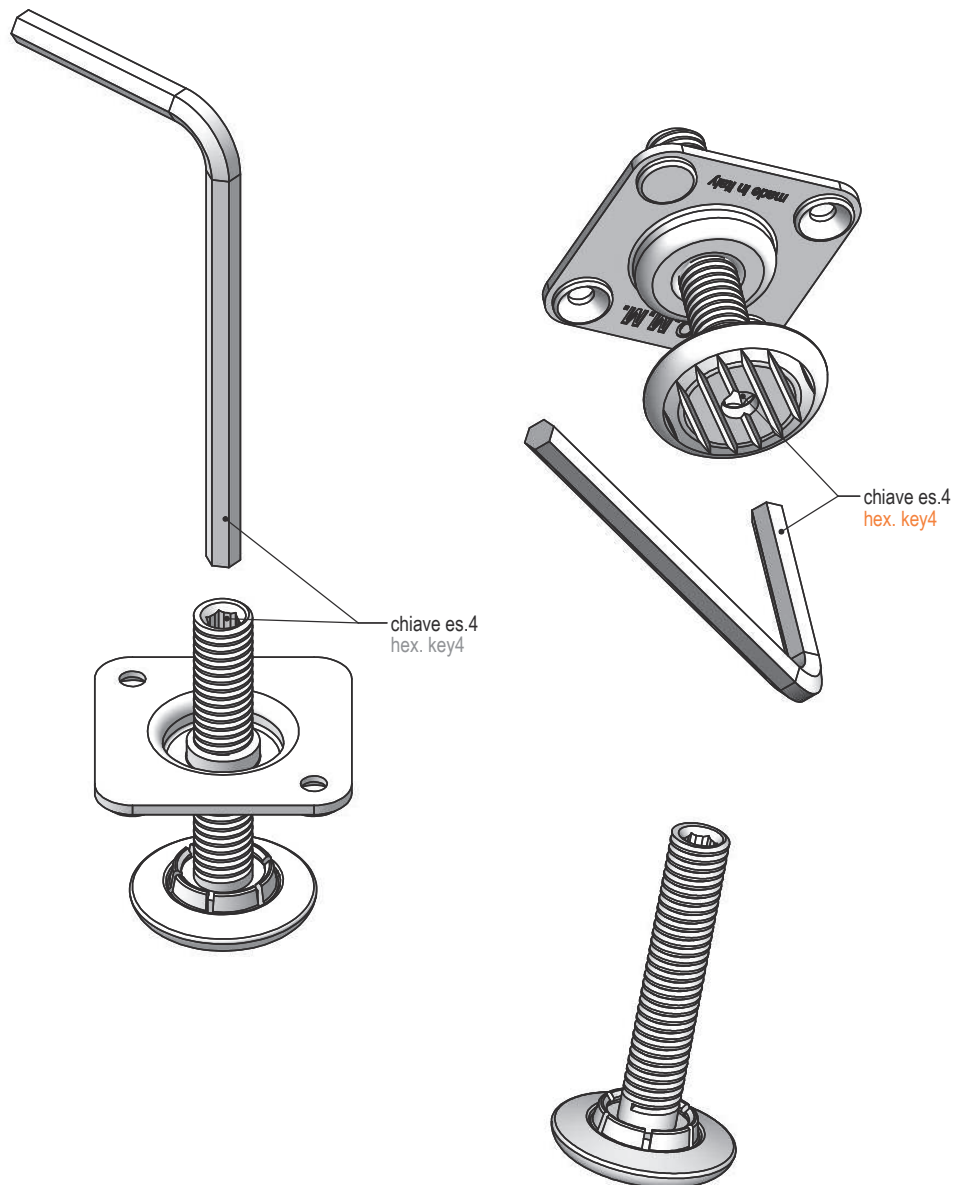
I LIVELLATORI DELLA SERIE LV900 SONO NORMALMENTE ASSEMBLATI SOTTO LA BASE.

CARATTERISTICHE FONDAMENTALI: LA BASE A TERRA RIMANE FERMA DURANTE LA REGOLAZIONE. DUE POSSIBILI REGOLAZIONI, CON CHIAVE ES.4 SOPRA E SOTTO.

THE LV900 SERIES LEVEL ADJUSTERS ARE NORMALLY ASSEMBLED UNDER THE BASE.

KEY FEATURES: THE BASE ON THE GROUND REMAINS STILL DURING ADJUSTMENT. TWO POSSIBLE ADJUSTMENTS, WITH ALLEN KEY 4 UP AND DOWN.

Serie LV900 LV900 series

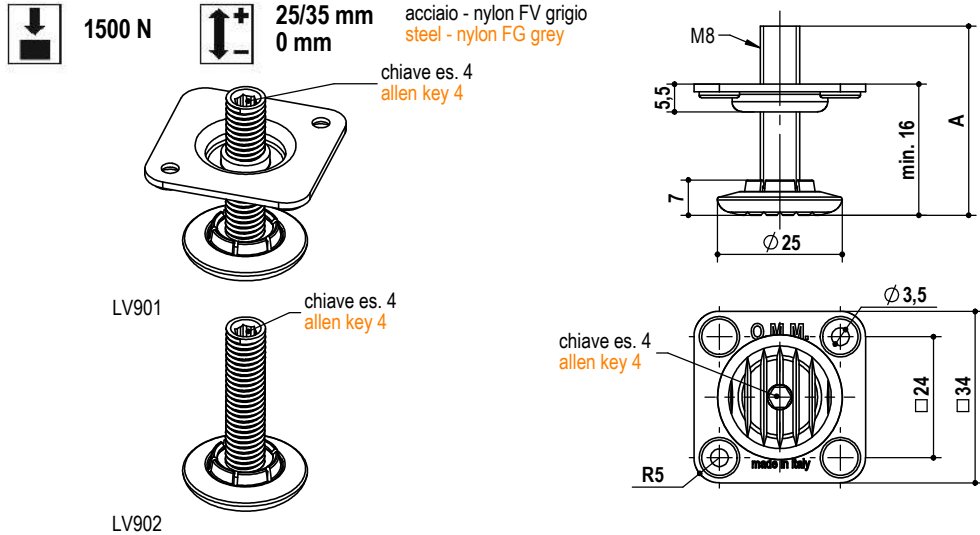




Livellatore tipo LV901 LV902 Level adjuster LV901 LV902 type

CATAS
Test Report 84580/1

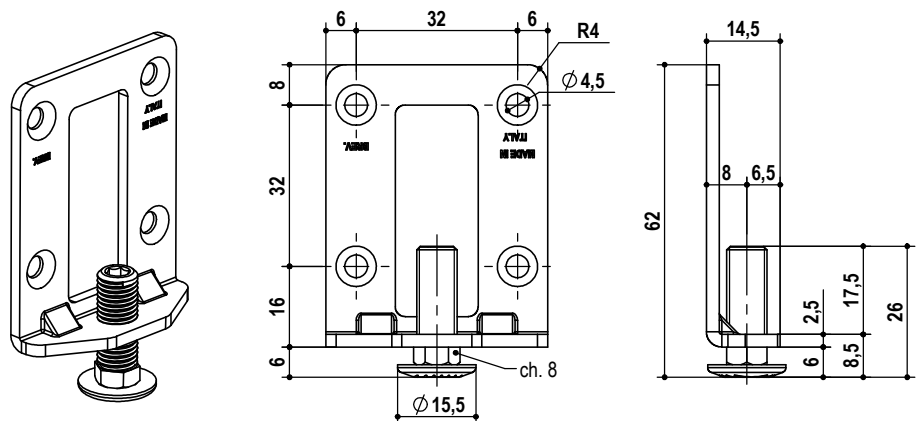
LIVELLATORE SOTTO BASE.
LEVEL ADJUSTER ASSEMBLED
UNDER THE BASE



tipo type	misura measure	A	finitura finishing	box	kg / box	pack
LV901.	37,5	37,5	02 zincato bianco white zinc	500	12,8	10
LV902.	47,5	47,5			14,5	

es./e.g.: LV901.37,5.02

Livellatore tipo LV911 Level adjuster LV911



tipo type	misura measure	finitura finishing	box	kg / box	pack
LV911.	26	02 zincato bianco white zinc	500	12,8	10

es./e.g.: LV911.26.02



Livellatori regolabili frontalmente serie LV1020 Frontal adjustment leveler LV1020 series

I LIVELLATORI DELLA SERIE LV1020 SONO NORMALMENTE ASSEMBLATI SOTTO LA BASE E SOSTENGONO IL FIANCO.

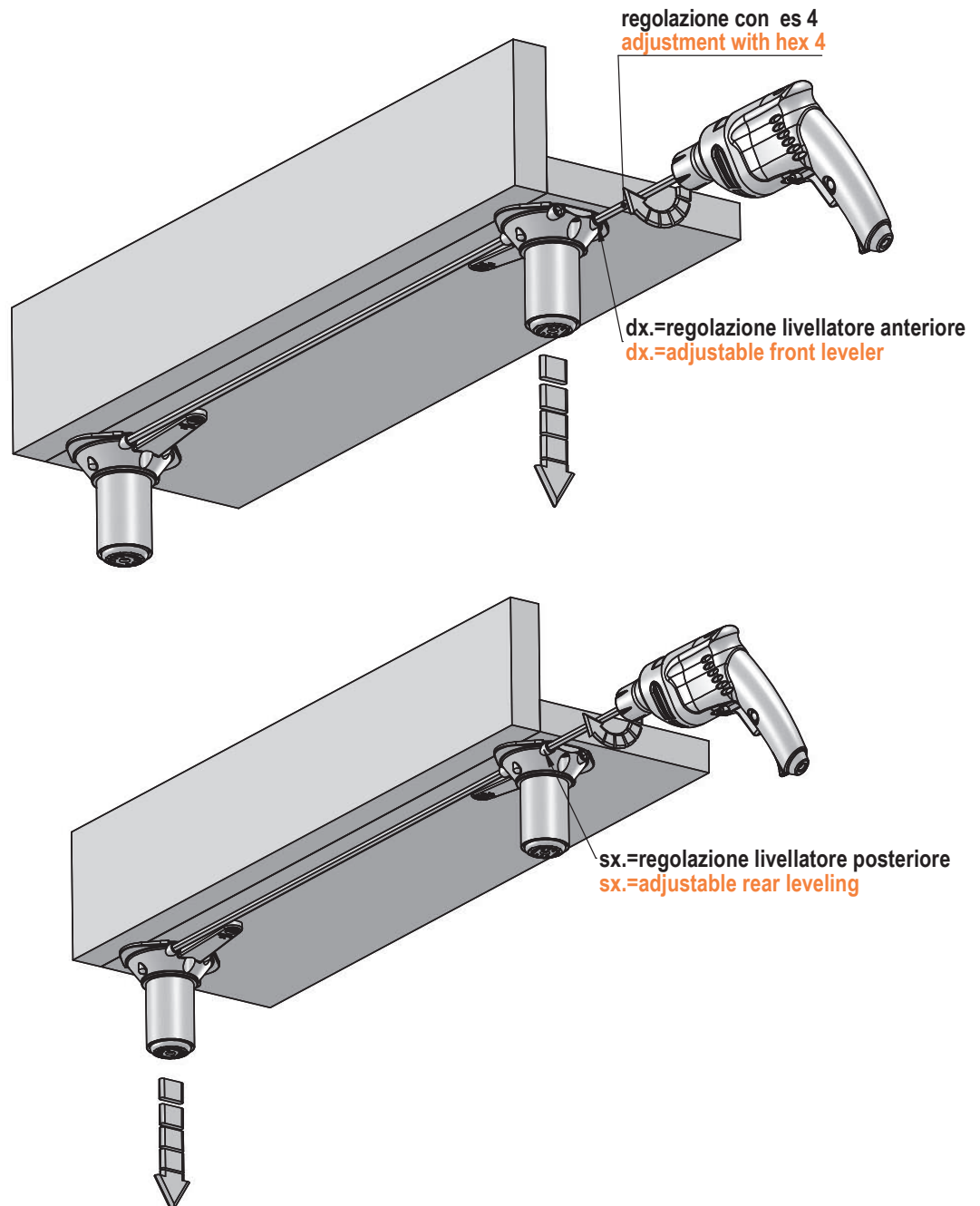
CARATTERISTICHE FONDAMENTALI:
I LIVELLATORI ANTERIORE E POSTERIORE POSSONO ESSERE REGOLATI FRONTALMENTE IN MODO INDIPENDENTE.
IL PIANO RISULTA ESSERE ESENTE DA FORI VERTICALI IN VISTA PER LA REGOLAZIONE OFFRENDO VANTAGGIO ESTETICO.
POSSIBILITA' DI REGOLAZIONE LIVELLATORI DISLOCATI IN AREE DI DIFFICILE ACCESSO.
OTTIMA PORTATA SUL PIANO.
POSSIBILITA' DI AGGANCIARE ACCESSORI AL LIVELLATORE TIPO PORTA ZOCCOLINI.

THE LV1020 SERIES LEVEL ADJUSTERS ARE NORMALLY ASSEMBLED UNDER THE BASE, IT SUPPORTS THE OUTER SIDE.

KEY FEATURES: FRONT AND REAR LEVEL ADJUSTERS CAN BE ADJUSTED INDEPENDENTLY FROM THE FRONT. THE SURFACE APPEARS TO BE FREE OF VERTICAL HOLES FOR ADJUSTMENT WITHIN SIGHT, OFFERING AN AESTHETIC ADVANTAGE.

POSSIBILITY TO ADJUST LEVEL ADJUSTERS LOCATED IN AREAS DIFFICULT TO ACCESS.
EXCELLENT CAPACITY ON THE SHELF.
ACCESSORIES LIKE SKIRTING BOARD HOLDERS CAN BE ATTACHED TO THE LEVEL ADJUSTER.

Serie LV1020 LV1020 Series





Livellatore tipo LV1021 Level adjuster LV1021 type

LIVELLATORE SOTTO BASE
SUPPORTA IL FIANCO REGOLABILE
FRONTALMENTE.
DISPONIBILI NELLE LUNGHEZZA "B"
INDICATA IN TABELLA.
LA LUNGHEZZA "I" PUO' ESSERE
REALIZZATA SU MISURA .

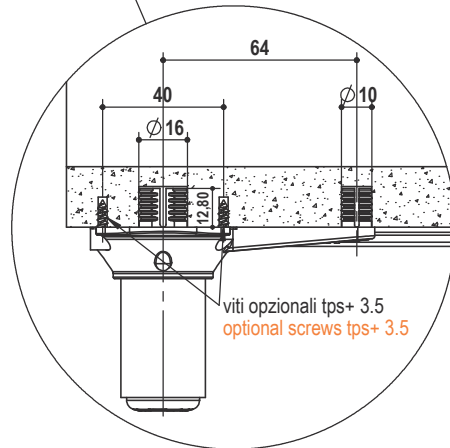
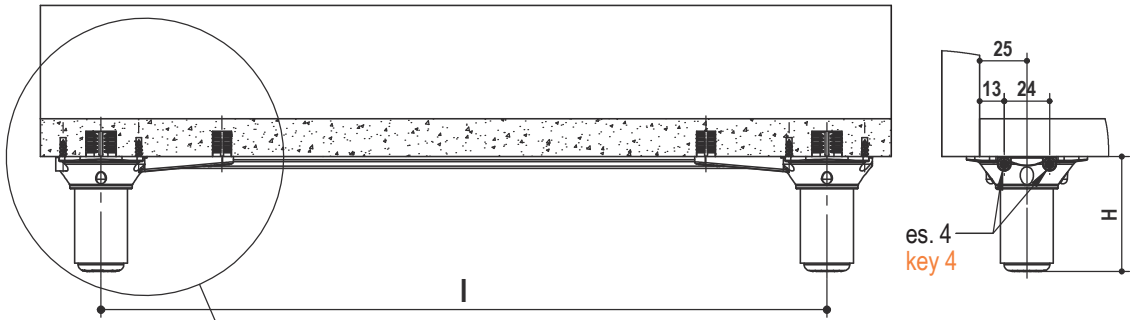
FRONT ADJUSTABLE UNDER BASE
LEVEL ADJUSTER SUPPORT THE
SIDE.
AVAILABLE IN LENGTH " I " INDICATED
IN THE TABLE.
LENGTH " B " CAN BE MADE TO
MEASURE.



1500 N per ogni livellatore for each leveler

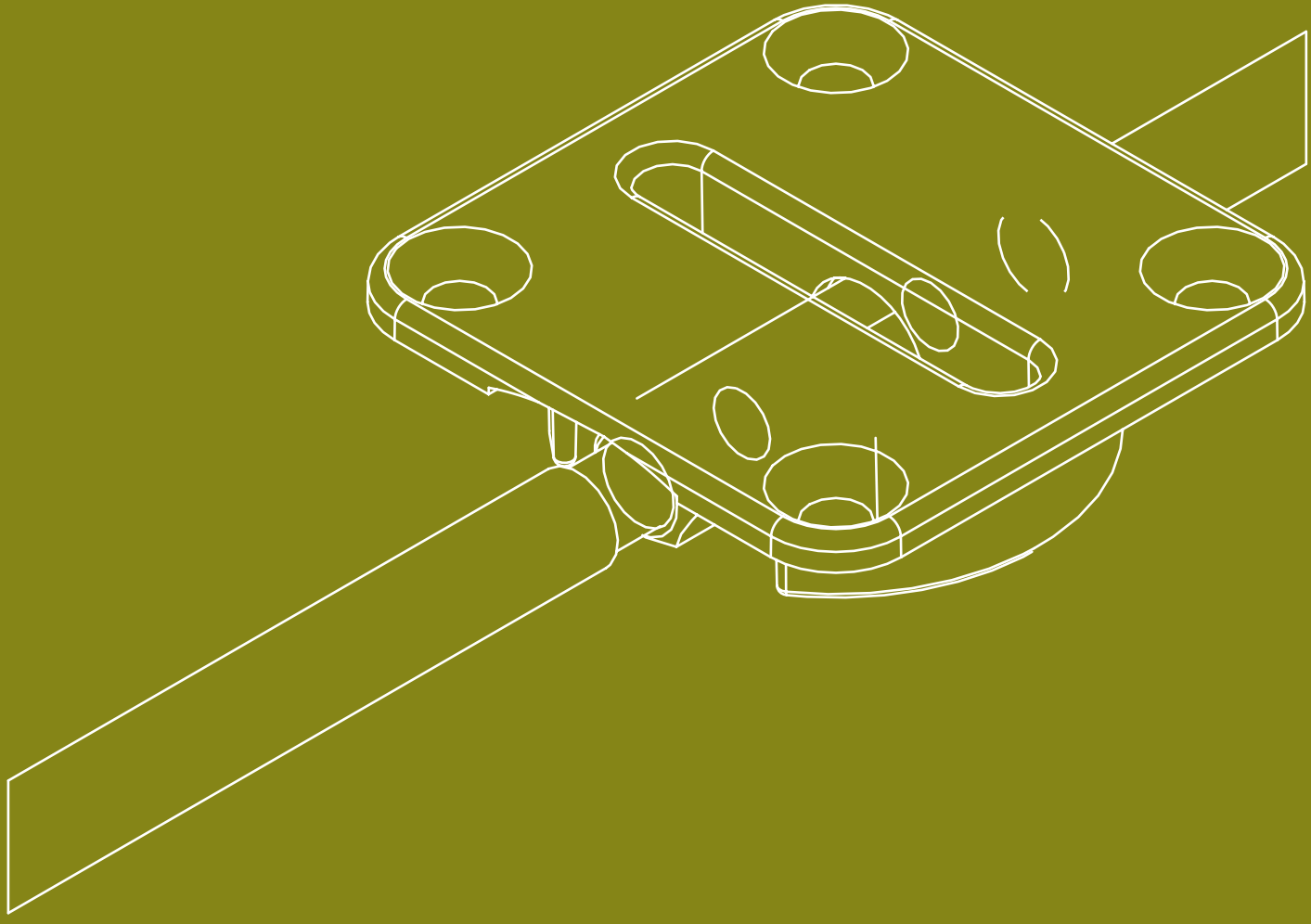


20 mm
0 mm



tipo type	H	I	misura measure	finitura finishing	box	kg / box
LV1021.	32		32.	53 nero back	100	0,2
	42	188	42.			0,21
	52	266	52.			0,22
	60	284	60.			0,24
	70	384	70.			0,25
	80	424	80.			0,26
...

es./e.g.: LV1021.60.I.53



TENDITORI • STEEL WARDROBE ADJUSTERS



Tenditori ad incasso Recessed wardrobe adjusters

I TENDITORI DELLA SERIE TN100 SONO NORMALMENTE ASSEMBLATI SU PANNELLI DI LEGNO O AGGLOMERATI. UTILIZZATI ANCHE SU PANNELLI DI TAMBURATO.

CARATTERISTICHE FONDAMENTALI:
REGOLAZIONE CENTRALE.
LAVORAZIONI SIMMETRICHE.
SISTEMA DI FISSAGGIO CON O SENZA VITI.

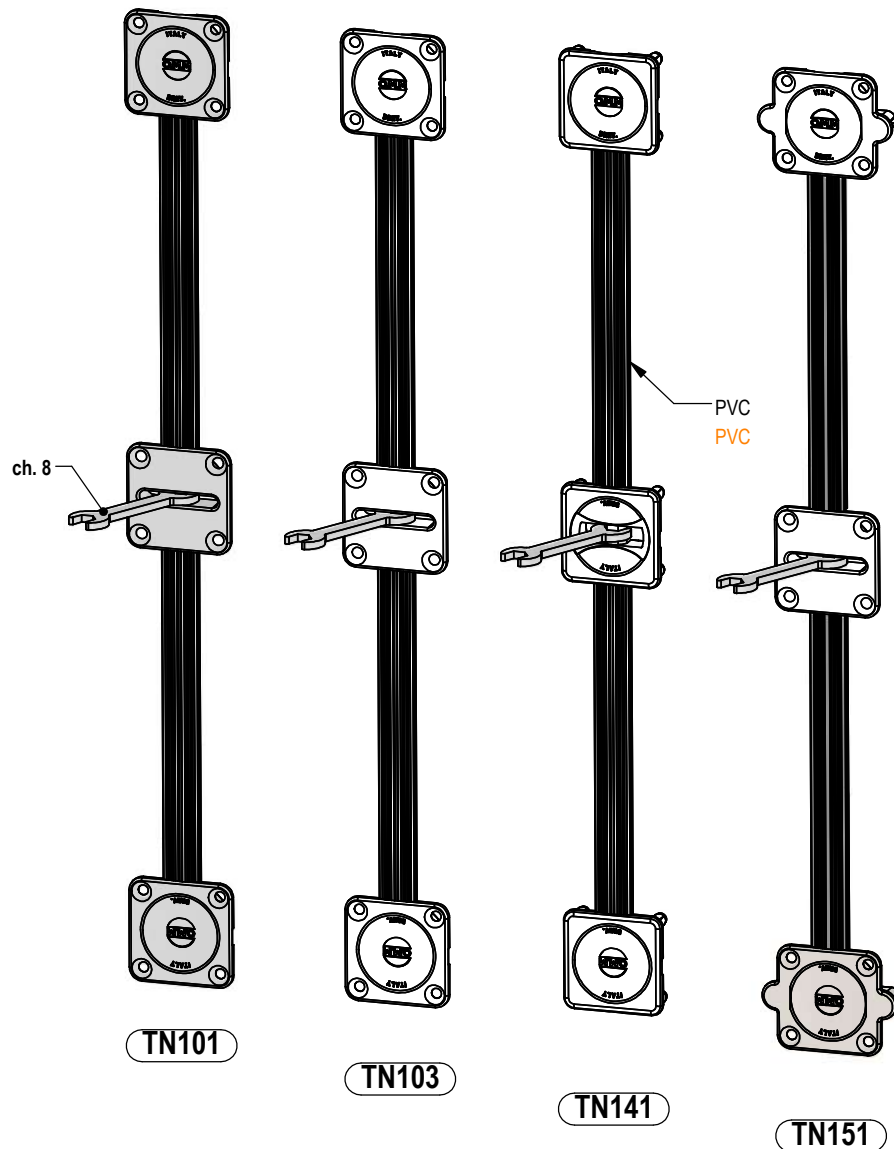
SPESORE MINIMO
PANNELLO 16
REGOLAZIONE ± 10
INTERASSE MIN. 1200
INTERASSE MAX. 2800

TN100 SERIES TENSIONERS ARE NORMALLY ASSEMBLED ON WOODEN PANELS OR AGGLOMERATES. ALSO USED ON HOLLOW WOOD PANELS.

KEY FEATURES:
CENTRAL ADJUSTMENT.
SYMMETRIC MACHINING.
FIXING SYSTEM WITH OR WITHOUT SCREWS.

MINIMUM PANEL THICKNESS 16
ADJUSTMENT ± 10
MINIMUM CENTRE DISTANCE 1200
MAXIMUM CENTRE DISTANCE 2800

Serie TN100 TN100 Series



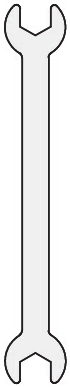
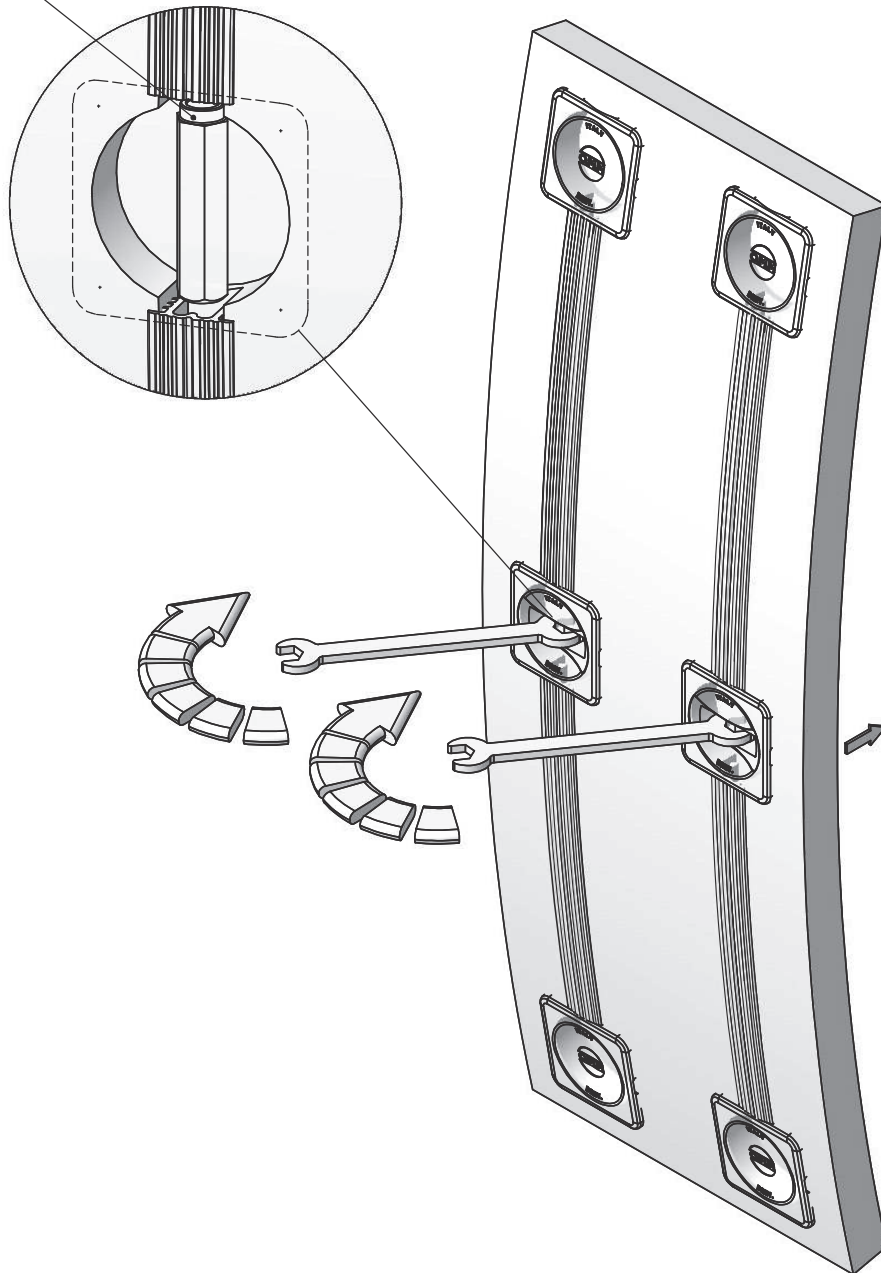


Schema regolazione tenditori serie TN100 Adjusting scheme wardrobe adjusters TN100 series

QUANDO SI ASSEMBLA PIU' DI UN
TENDITORE SULL'ANTA E'
IMPORTANTE TENERE IL
RIFERIMENTO DELLA ROTAZIONE
DELLA CHIAVE DALLO STESSO LATO.

WHEN ASSEMBLING MORE THAN
ONE TENSIONER ON THE DOOR, IT IS
IMPORTANT TO KEEP THE KEY
ROTATION REFERENCE ON THE
SAME SIDE.

riferimento per rotazione chiave
reference for the rotation of the key



ACCESSORI
ACCESSORIES

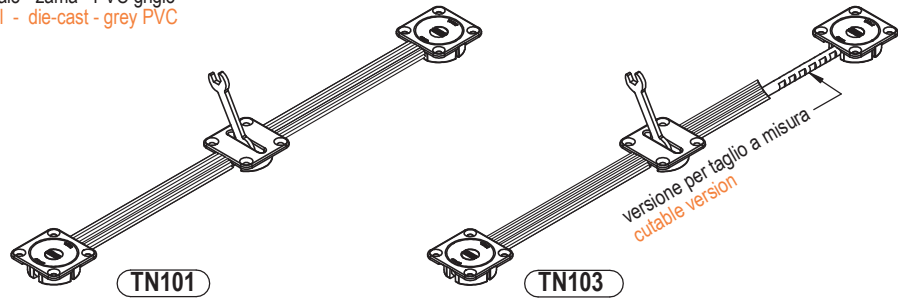


Tenditore da incasso tipo TN101 - TN103 Recessed wardrobe adjuster TN101 - TN103 type

NORMALMENTE ASSEMBLATI SU PANNELLI DI LEGNO O AGGLOMERATI E TAMBURATI. FISSAGGIO CON VITI. SPESSORE MINIMO 16. INTERASSE MIN 1200 MAX 2800

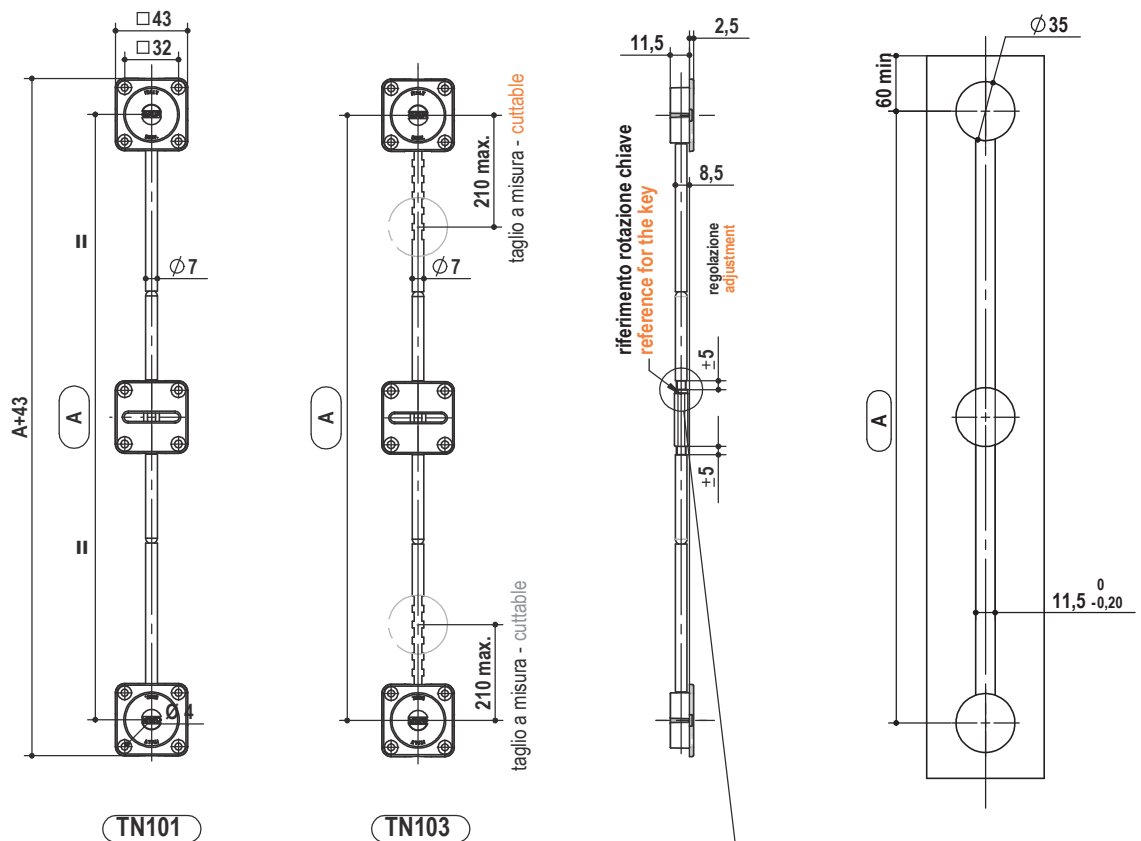
NORMALLY ASSEMBLED ON WOODEN PANELS OR AGGLOMERATES AND HOLLOW WOOD PANELS. FIXING WITH SCREWS. MINIMUM THICKNESS 16. CENTRE DISTANCE: MINIMUM 1200 MAXIMUM 2800

$\varnothing 35$ acciaio - zama - PVC grigio
steel - die-cast - grey PVC



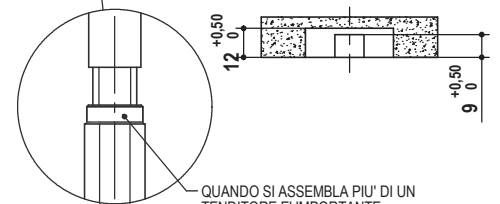
6 Nm
60 N
test agglomerato 2500x400x20
panel test 2500x400x20

6 Nm
75 N
test agglomerato 2500x400x28
panel test 2500x400x28



tipo type	misura measure	A	finitura finishing	box	kg / box
TN101.	1728.	1728	07 nichelato nickel	25	19,2
	1988.	1988			21,6
	2248.	2248			24
	2329.	2329			24,8
	2598.	2598			27,1

tipo type	misura measure	A	finitura finishing	box	kg / box
TN103.	2248.	2248	07 nichelato nickel	25	24
	2598.	2598			27,1



QUANDO SI ASSEMBLA PIU' DI UN TENDITORE E' IMPORTANTE TENERE IL RIFERIMENTO DELLA ROTAZIONE DELLA CHIAVE DALLO STESSO LATO.

WHEN ASSEMBLING MORE THAN ONE TENSIONER, IT IS IMPORTANT TO KEEP THE KEY ROTATION REFERENCE ON THE SAME SIDE.



Tenditore da incasso tipo TN141 - TN143

Recessed wardrobe adjuster TN141 - TN143 type

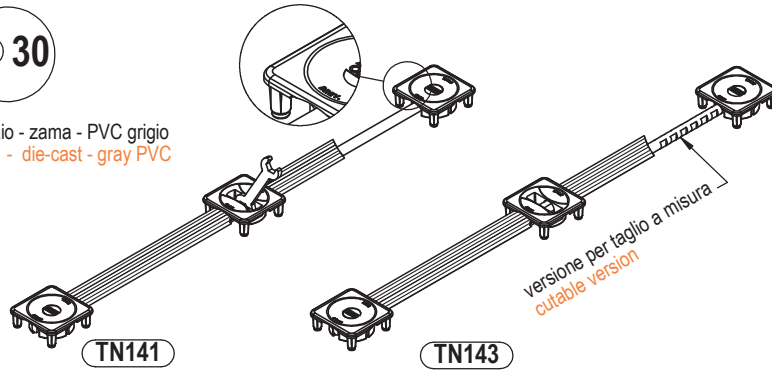
ICQ
Test Report 113710

NORMALMENTE ASSEMBLATI SU PANNELLI DI LEGNO O AGGLOMERATI E TAMBURATI. FISSAGGIO SENZA VITI. SPESSORE MINIMO 16. INTERASSE MIN. 1200 MAX. 2800

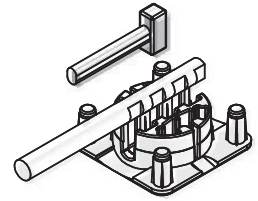
NORMALLY ASSEMBLED ON WOODEN PANELS OR AGGLOMERATES AND HOLLOW WOOD PANELS. FIXING WITHOUT SCREWS. MINIMUM THICKNESS 16. CENTRE DISTANCE: MINIMUM 1200 MAXIMUM 2800



acciaio - zama - PVC grigio
steel - die-cast - gray PVC

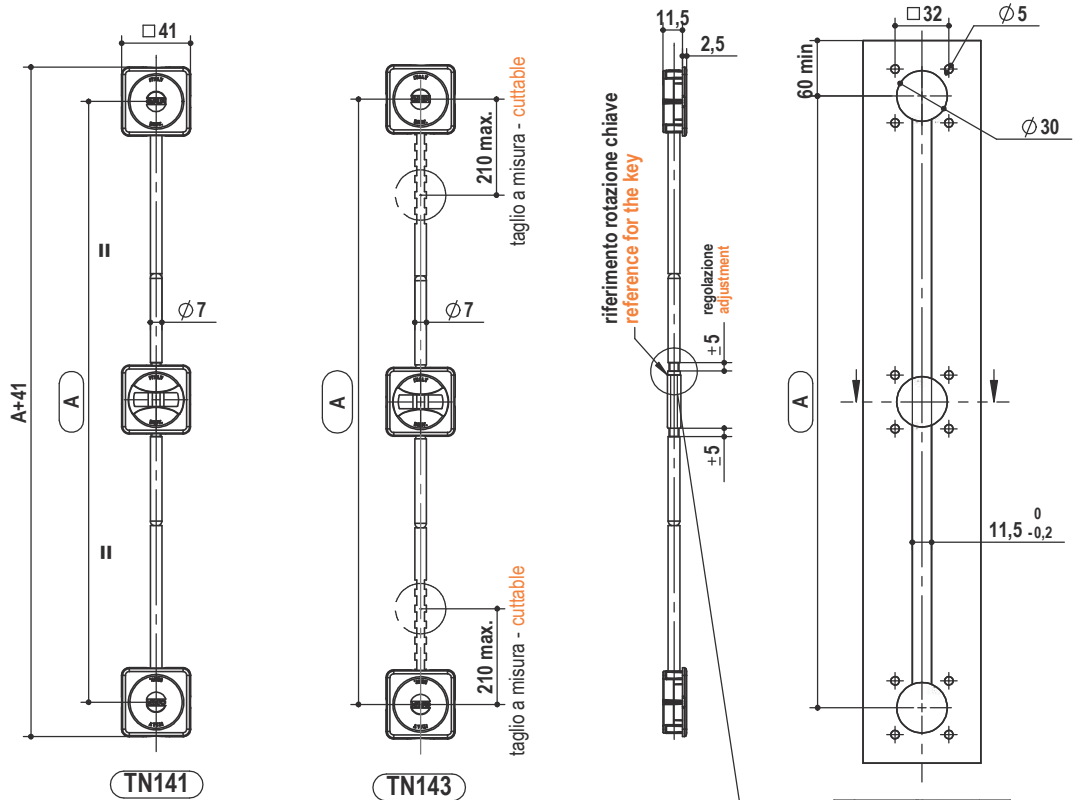


prima inserire l'asta nella bussola poi assemblare il tenditore sull'anta.
introduce the rod into the bush fist, then assemble the tensioner on the door.



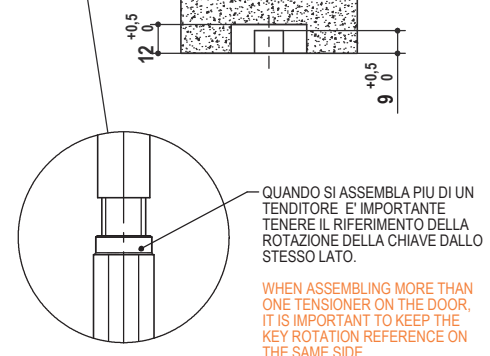
6 Nm
50 N
test agglomerato 2500x400x20
panel test 2500x400x20

6 Nm
65 N
test agglomerato 2500x400x28
panel test 2500x400x28



tipo type	misura measure	A	finitura finishing	box	kg / box
TN141.	1728.	1728	07 nichelato nickel	25	19,2
	1988.	1988			21,6
	2248.	2248			24
	2329.	2329			24,8
	2598.	2598			27,1

tipo type	misura measure	A	finitura finishing	box	kg / box
TN143.	2248.	2248	07 nichelato nickel	25	24
	2598.	2598			27,1



QUANDO SI ASSEMBLA PIU DI UN TENDITORE E' IMPORTANTE TENERE IL RIFERIMENTO DELLA ROTAZIONE DELLA CHIAVE DALLO STESSO LATO.

WHEN ASSEMBLING MORE THAN ONE TENSIONER ON THE DOOR, IT IS IMPORTANT TO KEEP THE KEY ROTATION REFERENCE ON THE SAME SIDE.



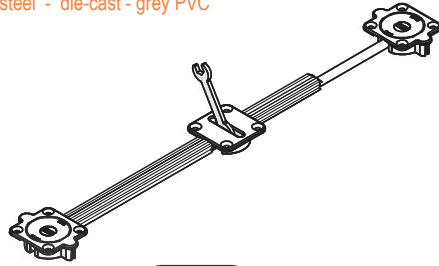
Tenditore da incasso tipo TN151 - TN153 Recessed wardrobe adjusters TN151 - TN153 type

NORMALMENTE ASSEMBLATI SU PANNELLI DI LEGNO O AGGLOMERATI E TAMBURATI. FISSAGGIO CON VITI. SPESSORE MINIMO 16. INTERASSE MIN 1200 MAX 2800

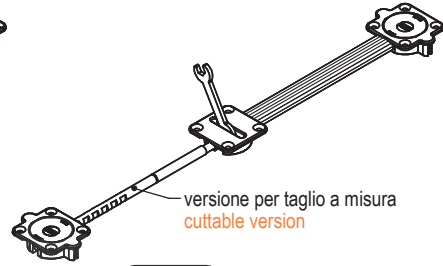
NORMALLY ASSEMBLED ON WOODEN PANELS OR AGGLOMERATES AND HOLLOW WOOD PANELS. FIXING WITH SCREWS. MINIMUM THICKNESS 16. CENTRE DISTANCE: MINIMUM 1200 MAXIMUM 2800



acciaio - zama - PVC grigio
steel - die-cast - grey PVC



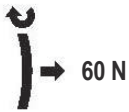
TN151



versione per taglio a misura
cuttable version

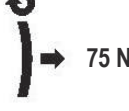
TN153

6 Nm

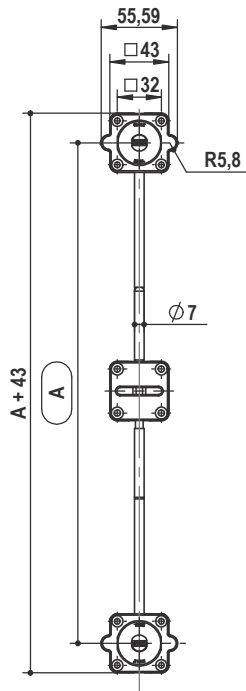


test agglomerato 2500x400x20
panel test 2500x400x20

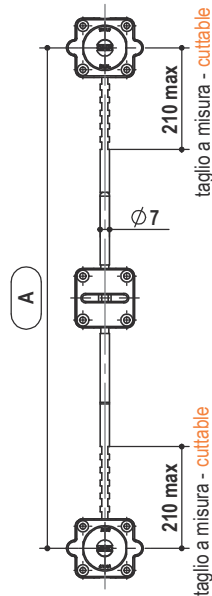
6 Nm



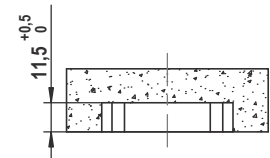
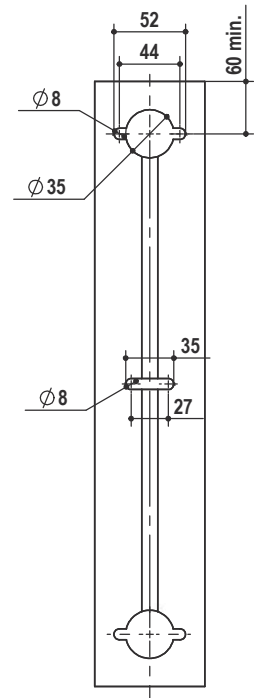
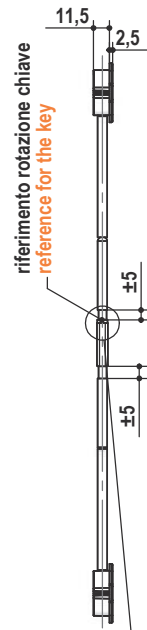
test agglomerato 2500x400x28
panel test 2500x400x28



TN151

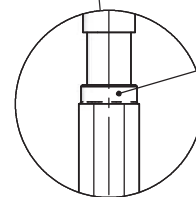


TN153



tipo type	misura measure	A	finitura finishing	box	kg / box
TN151	1728.	1728	07 nichelato nickel	25	19,2
	1988.	1988			21,6
	2248.	2248			24
	2329.	2329			24,8
	2598.	2598			27,1

tipo type	misura measure	A	finitura finishing	box	kg / box
TN153	2248.	2248	07 nichelato nickel	25	24
	2598.	2598			27,1



QUANDO SI ASSEMBLA PIU' DI UN TENDITORE E' IMPORTANTE TENERE IL RIFERIMENTO DELLA ROTAZIONE DELLA CHIAVE DALLLO STESSO LATO.

WHEN ASSEMBLING MORE THAN ONE TENSIONER, IT IS IMPORTANT TO KEEP THE KEY ROTATION REFERENCE ON THE SAME SIDE.

es./e.g.: TN151.2248.07



Tenditori ad incasso Recessed wardrobe adjusters

Serie TN210 TN210 Series

I TENDITORI DELLA SERIE TN210 SONO NORMALMENTE ASSEMBLATI SU PANNELLI DI LEGNO O AGGLOMERATI. UTILIZZATI ANCHE SU PANNELLI DI TAMBURATO. SPESSORE MIN. 16.

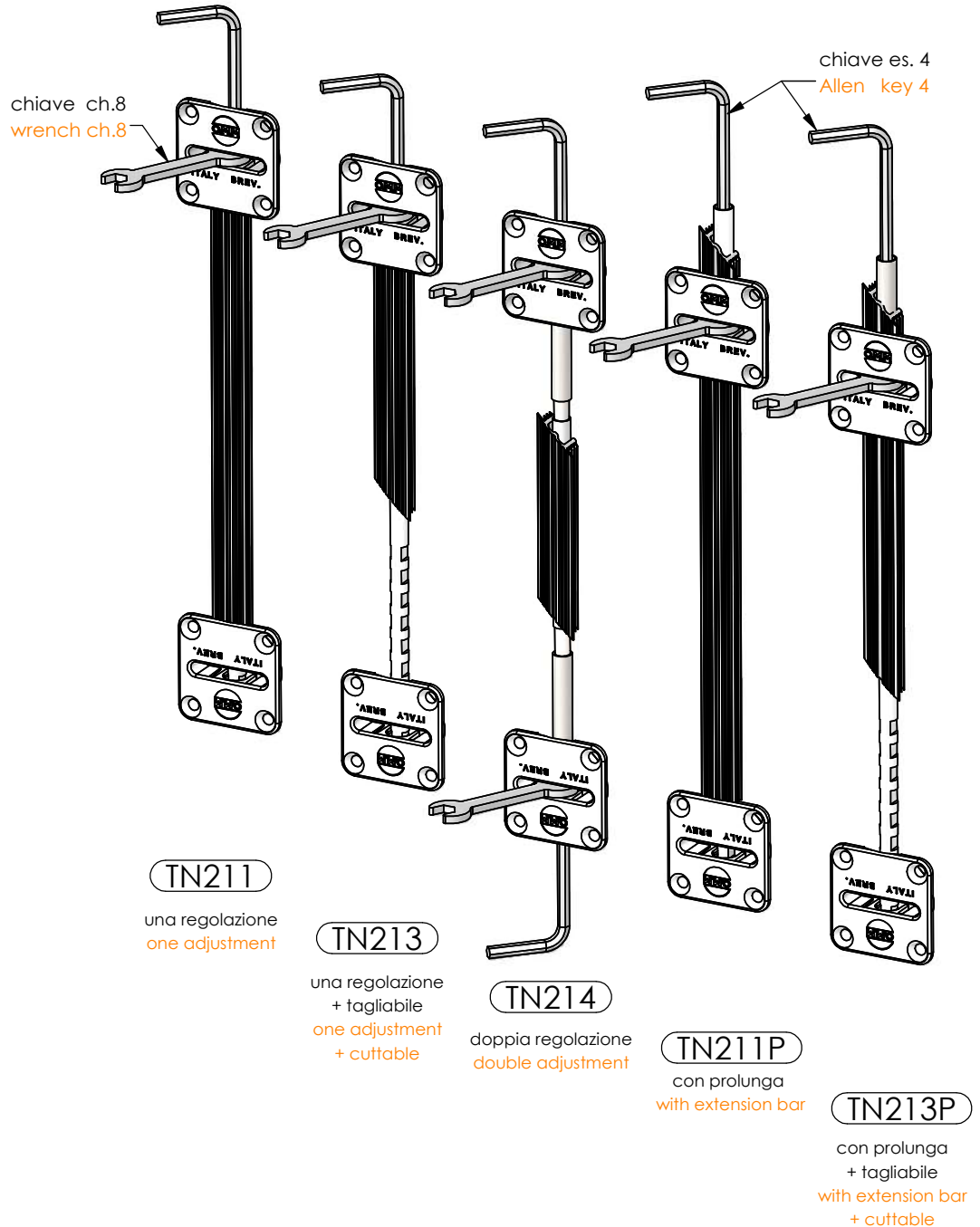
CARATTERISTICHE FONDAMENTALI: POSSIBILITA' DI REGOLAZIONE INTERNA CON CHIAVE FISSA SIA NELLA PARTE SUPERIORE CHE NELLA PARTE INFERIORE. POSSIBILITA' DI REGOLAZIONE SUPERIORE CON CHIAVE ES. 4. L'ASTA UNICA OFFRE IL VANTAGGIO DI RIDURRE I COMPONENTI DA ASSEMBLARE E LE LAVORAZIONI. PER IL SU MISURA E' SUFFICIENTE TAGLIARE DA UN LATO.

SPESSORE MINIMO 16
REGOLAZIONE ± 10
INTERASSE MIN 1200
INTERASSE MAX 2800

TN210 SERIES TENSIONERS ARE NORMALLY ASSEMBLED ON WOODEN PANELS OR AGGLOMERATES. ALSO USED ON HOLLOW WOOD PANELS. MINIMUM THICKNESS 16.

KEY FEATURES:
ADJUSTMENT WITH WRENCH ON TOP OR DOWN.
IT'S POSSIBLE AJUST ON TOP WITH EX. 4 KEY.
THE SINGLE ROD HAS THE ADVANTAGE OF REDUCING THE PARTS TO ASSEMBLE AND MACHINING OPERATIONS.
TO CUSTOMISE JUST CUT ON ONE SIDE.

MINIMUM THICKNESS 16
ADJUSTMENT ± 10
MINIMUM CENTRE DISTANCE 1200
MAXIMUM CENTRE DISTANCE 2800



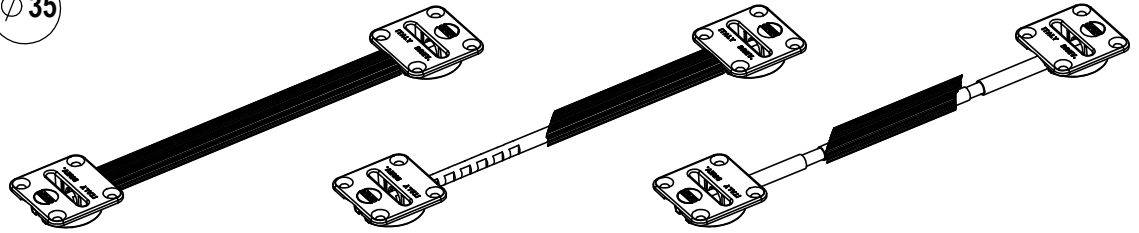


Tenditore da incasso tipo TN211 TN213 TN214 Recessed wardrobe adjusters TN211 TN213 TN214 type

NORMALMENTE ASSEMBLATI SU PANNELLI DI LEGNO O AGGLOMERATI E TAMBURATI. FISSAGGIO CON VITI. SPESSORE MINIMO 16. INTERASSE MIN 1200 MAX 2800

NORMALLY ASSEMBLED ON WOODEN PANELS OR AGGLOMERATES AND HOLLOW WOOD PANELS. FIXING WITH SCREWS. MINIMUM THICKNESS 16. CENTRE DISTANCE: MINIMUM 1200 MAXIMUM 2800

Ø 35

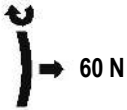


TN211
una regolazione
one adjustment

TN213
una regolazione + tagliabile
one adjustment + cuttable

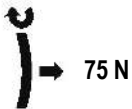
TN214
doppia regolazione
double adjustment

6 Nm



test agglomerato 2500x400x20
panel test 2500x400x20

6 Nm

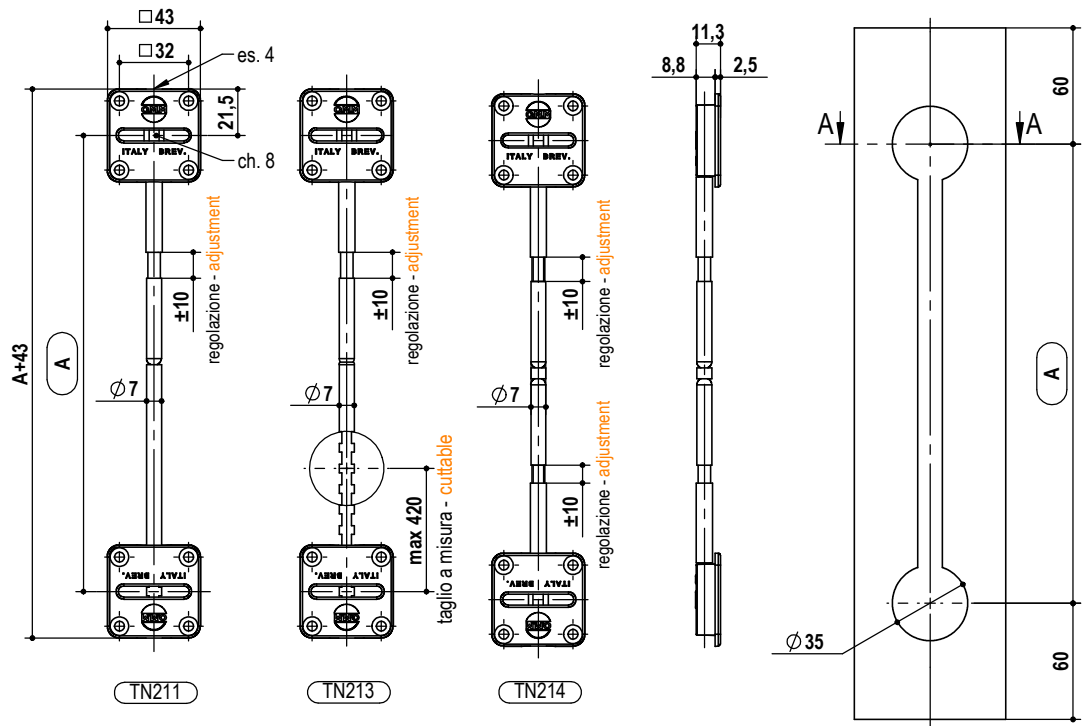


test agglomerato 2500x400x28
panel test 2500x400x28

accessori
accessories



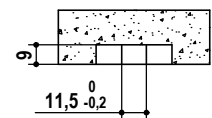
cover bussola in plastica
plastic cover cap
grigio - grey cod.: P.T210.55
nero - black cod.: P.T210.53



tipo type	misura measure	A	finitura finishing	box	kg / box
TN211.	1740.	1740	07 nichelato nickel	25	18,1
	2040.	2040			20,9
	2195.	2195			22,3
	2330.	2330			23,5
	2600.	2600			26,3

tipo type	misura measure	A	finitura finishing	box	kg / box
TN213.	2040.	2040	07 nichelato nickel	25	20,9
TN214.	2330.	2330			23,5
	2600.	2600			26,3

es./e.g.: TN211.2040.07



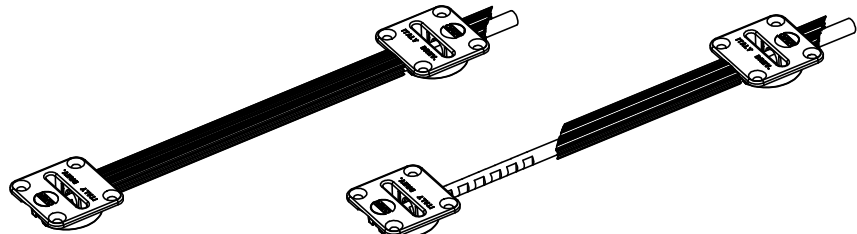


Tenditore da incasso tipo TN211P TN213P Recessed wardrobe adjusters TN211P TN213P type

NORMALMENTE ASSEMBLATI SU PANNELLI DI LEGNO O AGGLOMERATI E TAMBURATI. FISSAGGIO CON VITI. SPESSORE MINIMO 16. INTERASSE MIN 1200 MAX 2800

NORMALLY ASSEMBLED ON WOODEN PANELS OR AGGLOMERATES AND HOLLOW WOOD PANELS. FIXING WITH SCREWS. MINIMUM THICKNESS 16. CENTRE DISTANCE: MINIMUM 1200 MAXIMUM 2800

Ø 35



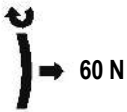
TN211P

con prolunga
with extension bar

TN213P

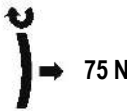
con prolunga + tagliabile
with extension bar + cuttable

6 Nm



test agglomerato 2500x400x20
panel test 2500x400x20

6 Nm

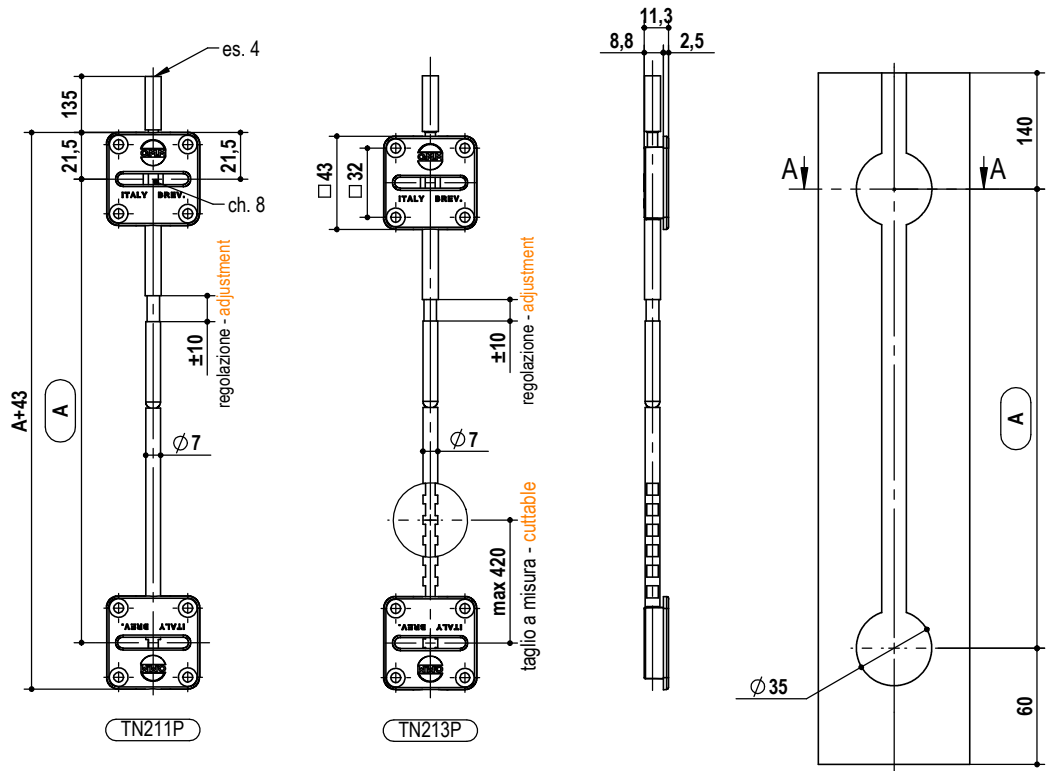


test agglomerato 2500x400x28
panel test 2500x400x28

accessori
accessories



cover bussola in plastica
plastic cover cap
grigio - grey cod.: P.T210.55
nero - black cod.: P.T210.53



tipo type	misura measure	A	finitura finishing	box	kg / box
TN211P.	1740.	1740	07 nichelato nickel	25	18,1
	2040.	2040			20,9
	2195.	2195			22,3
	2330.	2330			23,5
	2600.	2600			26,3

tipo type	misura measure	A	finitura finishing	box	kg / box
TN213P	2040.	2040	07 nichelato nickel	25	20,9
	2330.	2330			23,5
	2600.	2600			26,3

es./e.g.: TN211P.2040.07



Tenditori a scomparsa Hidden wardrobe adjusters

I TENDITORI DELLA SERIE TN400 SONO NORMALMENTE ASSEMBLATI SU PANNELLI DI TAMBURATO.

CARATTERISTICHE FONDAMENTALI:
REGOLAZIONE SINGOLA E DOPPIA.
LA REGOLAZIONE SINGOLA E' NORMALMENTE POSTA SULLA PARTE SUPERIORE.

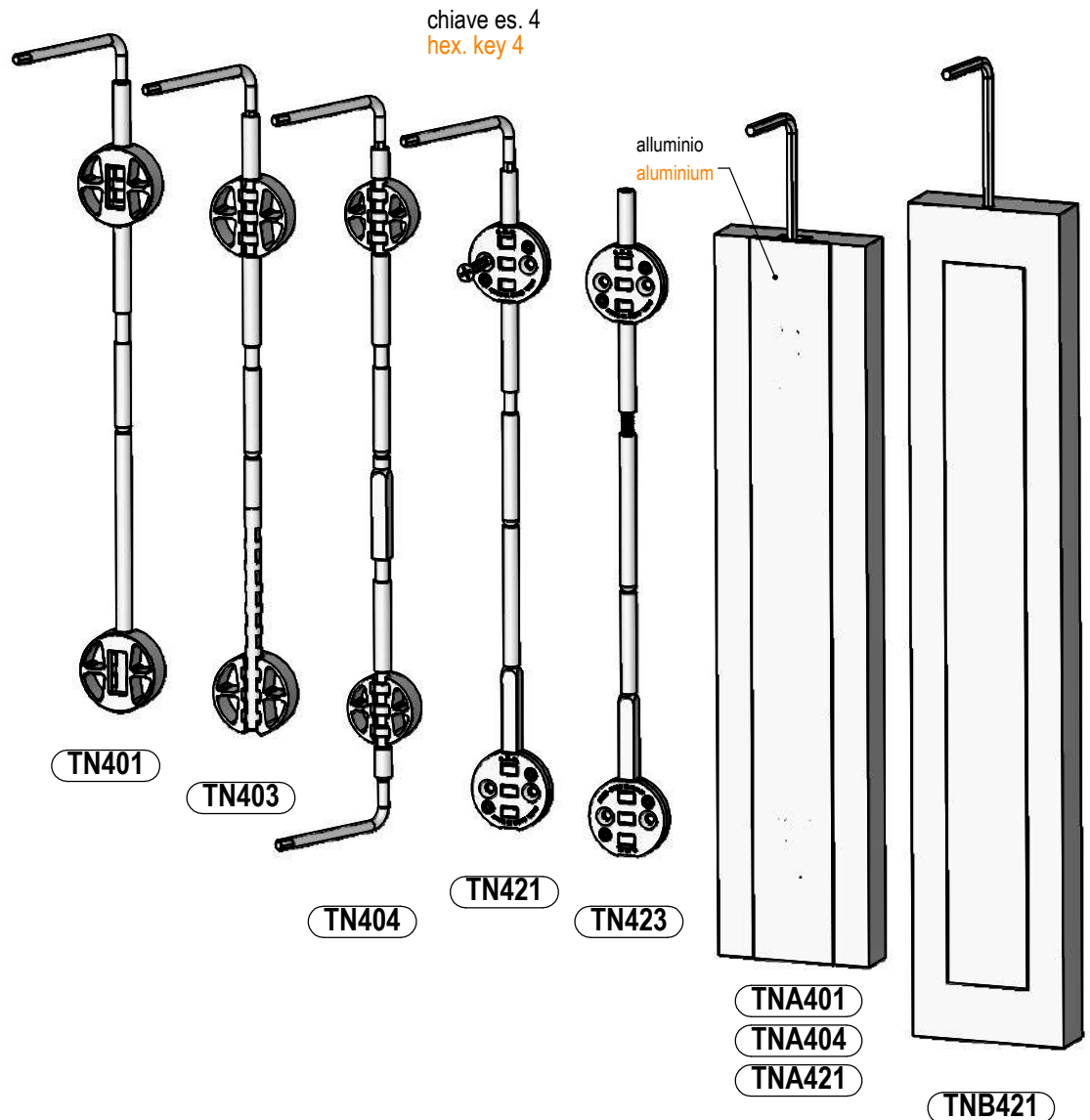
REGOLAZIONE
SINGOLA ± 10 DOPPIA ± 20
INTERASSE MIN 1200 MAX 2800

TN400 SERIES TENSIONERS ARE NORMALLY ASSEMBLED ON HOLLOW WOOD PANELS.

KEY FEATURES:
SINGLE AND DOUBLE ADJUSTMENT.
SINGLE ADJUSTMENT IS NORMALLY PLACED ON THE TOP.


ADJUSTMENT: SINGLE ± 10
DOUBLE ± 20
CENTRE DISTANCE: MINIMUM 1200
MAXIMUM 2800

Serie TN400 TN400 Series

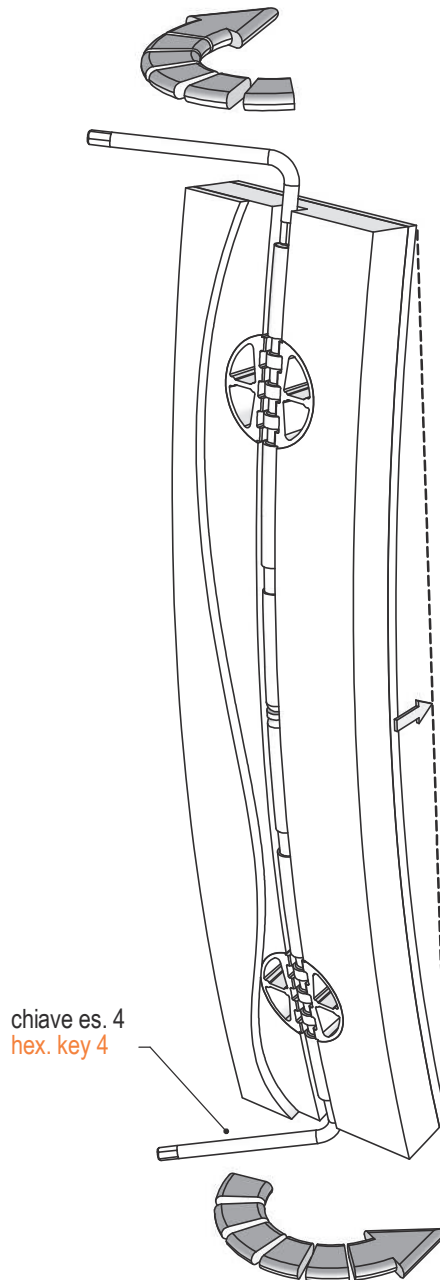




Schema regolazione tenditori serie TN400 Adjusting scheme wardrobe adjusters TN400 series



ACCESSORI
ACCESSORIES



TN404



Tenditore a scomparsa tipo TN401 TN403 TN404

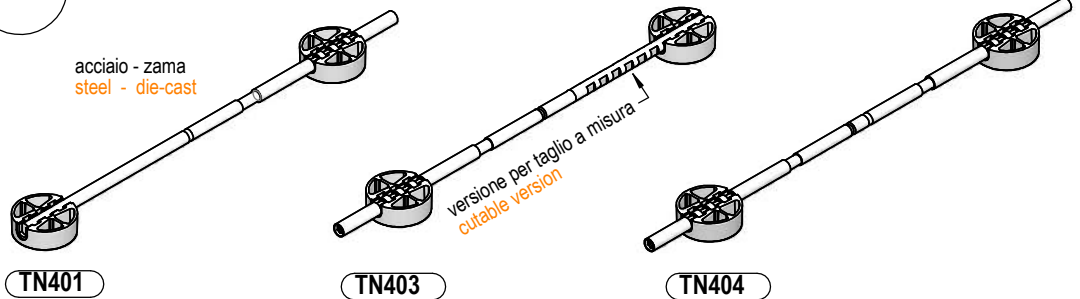
Hidden wardrobe adjuster TN401 TN403 TN404 type

NORMALMENTE UTILIZZATI SU PANNELLI DI TAMBURATO. SPESSORE MINIMO 18-20 A SECONDA DELLO SPESSORE DELLA COPERTURA VEDI FIG. 1. REGOLAZIONE SINGOLA E DOPPIA. INTERASSE MIN. 1200 MAX. 2800.

NORMALLY USED ON HOLLOW WOOD PANELS. MINIMUM THICKNESS 18-20, DEPENDING ON THE THICKNESS OF THE COVER, SEE FIG. 1. SINGLE AND DOUBLE ADJUSTMENT. CENTRE DISTANCE: MINIMUM 1200 MAXIMUM 2800



acciaio - zama
steel - die-cast



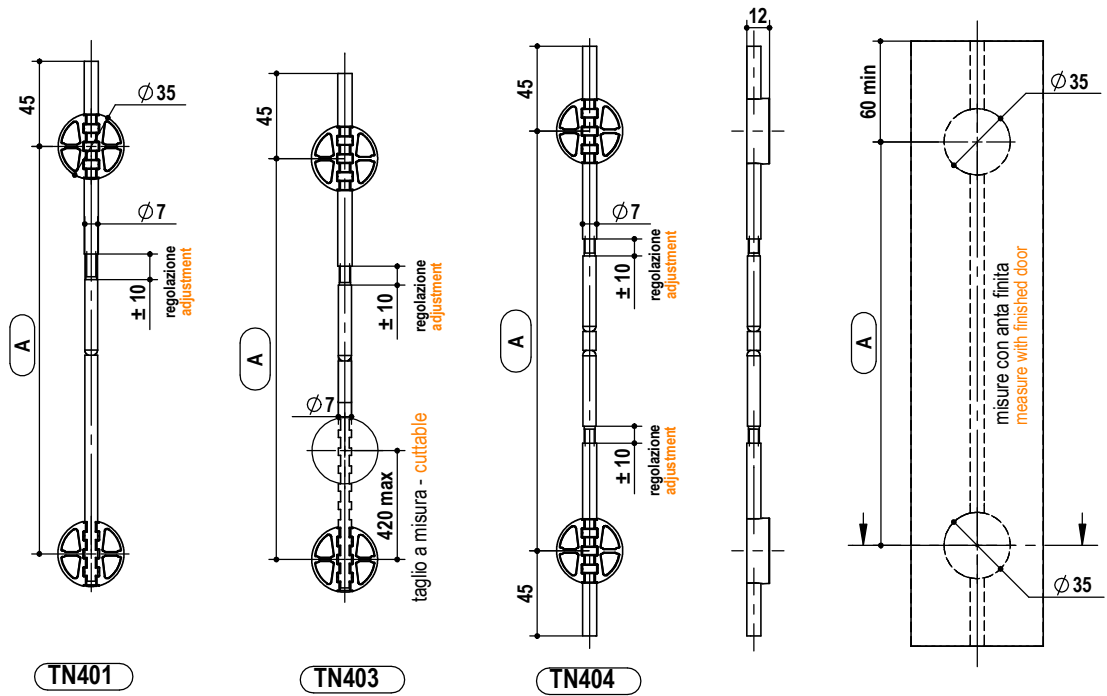
TN401

TN403

TN404

6 Nm
35 N
test agglomerato 2500x460x20
panel test 2500x460x20

6 Nm
95 N
test agglomerato 2500x460x28
panel test 2500x460x28



TN401

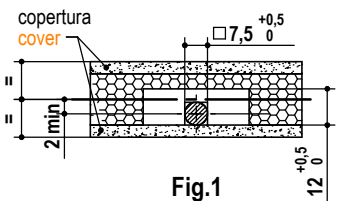
TN403

TN404

singola regolazione
single adjustment

taglio a misura
cuttable version

doppia regolazione
double adjustment



tipo type	misura measure	A	finitura finishing	box	kg / box
TN401. TN404.	1700.	1700	00 grezzo raw	25	14,6
	2010.	2010			16,6
	2300.	2300			18,6
	2450.	2450			19,7
	2610.	2610			20,9
	2760.	2760			22
tipo type	misura measure	A	finitura finishing	box	kg / box
TN403.	1900.	1900	00 grezzo raw	25	16,8
	2610.	2610			18,6
	2300.	2300			20,9
	2800.	2800			21,8



Tenditore a scomparsa tipo TN411 TN413 TN414

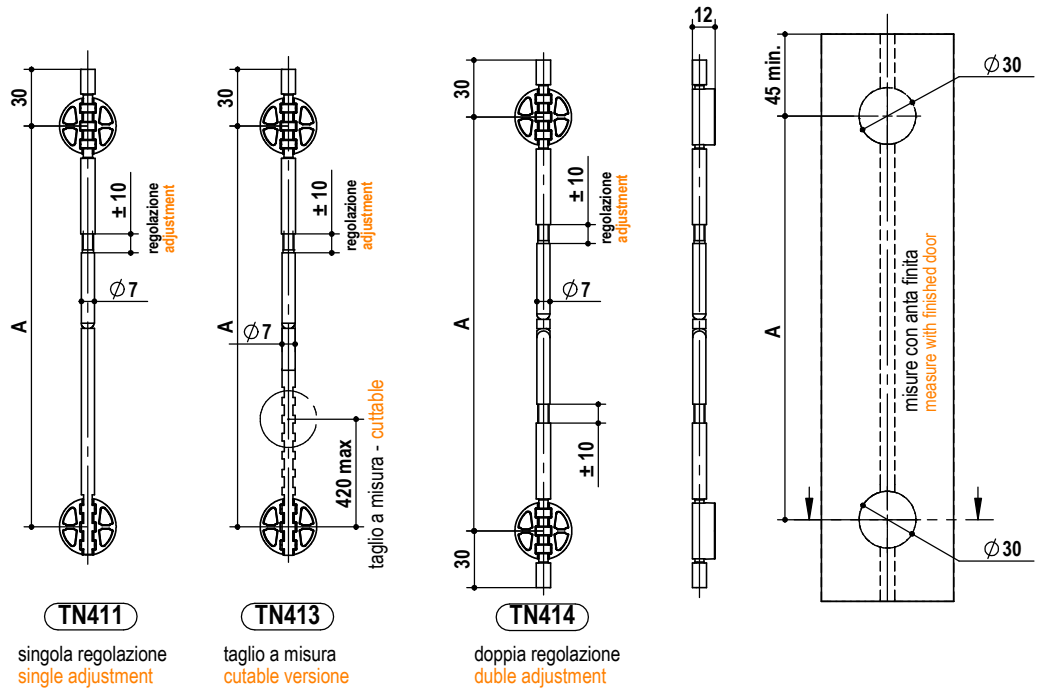
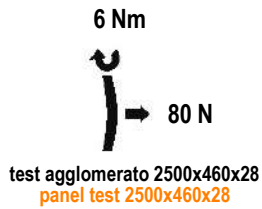
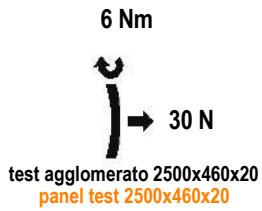
Hidden wardrobe adjuster TN411 TN413 TN414 type

NORMALMENTE UTILIZZATI SU PANNELLI DI TAMBURATO. SPESSORE MINIMO 18-20 A SECONDA DELLO SPESSORE DELLA COPERTURA VEDI FIG. 1. REGOLAZIONE SINGOLA E DOPPIA. INTERASSE MIN. 1200 MAX. 2800.

NORMALLY USED ON HOLLOW WOOD PANELS. MINIMUM THICKNESS 18-20, DEPENDING ON THE THICKNESS OF THE COVER, SEE FIG. 1. SINGLE AND DOUBLE ADJUSTMENT. CENTRE DISTANCE: MINIMUM 1200 MAXIMUM 2800

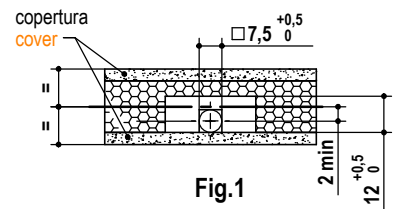


acciaio - zama
steel - die-cast



tipo type	misura measure	A	finitura finishing	box	kg / box
TN411. TN414.	1700.	1700	00 grezzo raw	25	14,2
	2010.	2010			16,2
	2300.	2300			18,2
	2450.	2450			19,3
	2610.	2610			20,5
	2760.	2760			21,6

tipo type	misura measure	A	finitura finishing	box	kg / box
TN413.	2300.	2300	00 grezzo raw	25	18,2
	2610.	2610			20,5

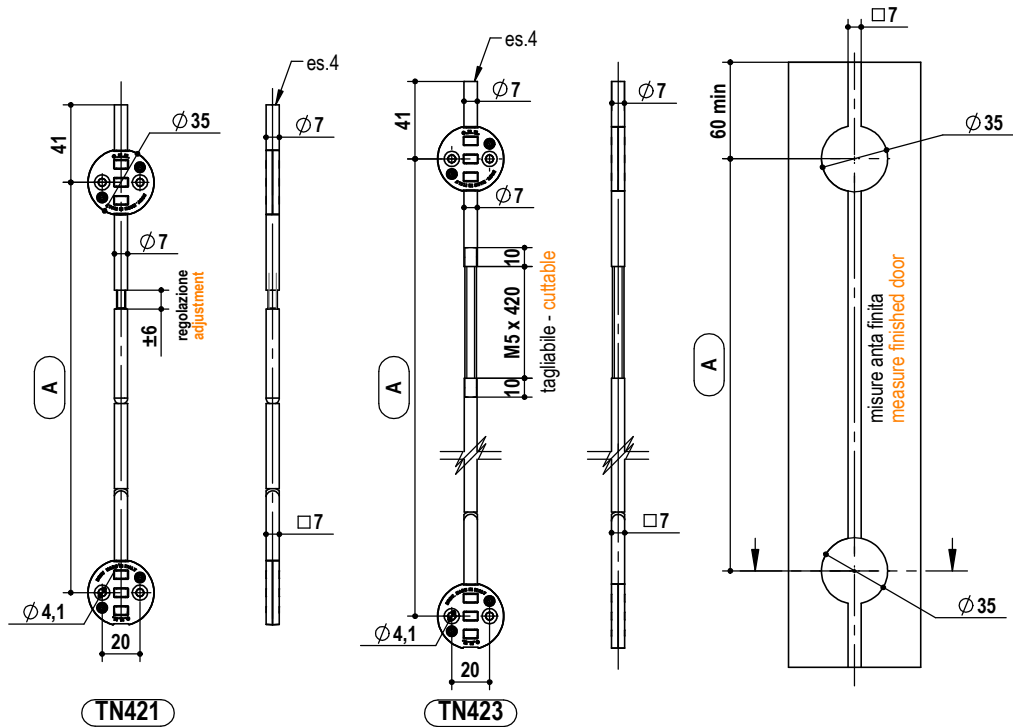
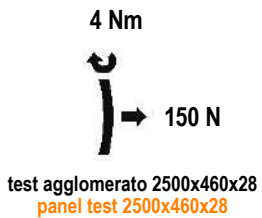
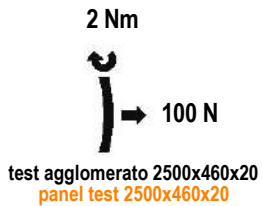
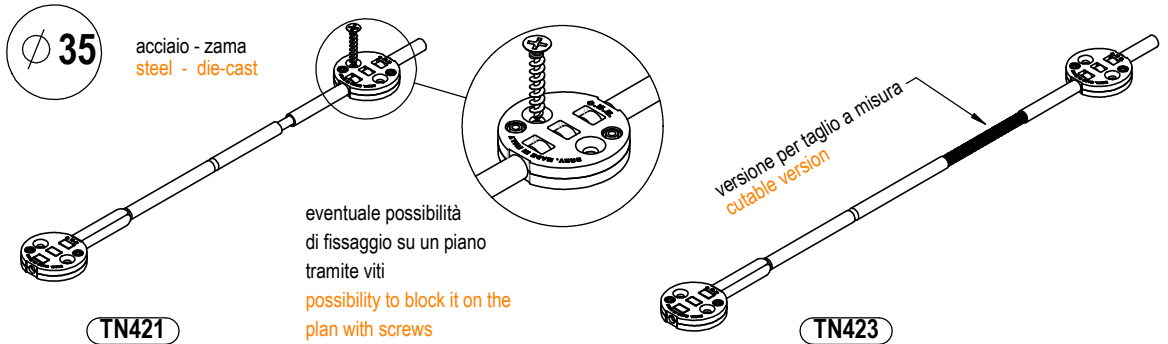




Tenditore a scomparsa tipo TN421 - TN423 Hidden wardrobe adjuster TN421 - TN423 type

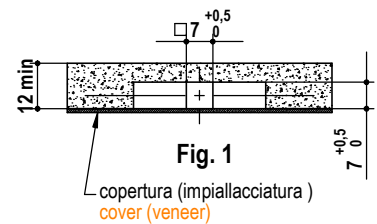
NORMALMENTE UTILIZZATI SU PANNELLI DI LEGNO AGGLOMERATI ASSEMBLATI ESTERNAMENTE O IN TAMBURATI DI PICCOLO SPESSORE. INTERASSE MIN. 1200 MAX. 2800.

NORMALLY USED ON WOODEN PANELS AGGLOMERATED OR HOLLOW WOOD PANELS. RECOMMENDED FOR ASSEMBLY UNDER THE COVERS IN WOOD VENEER. SINGLE ADJUSTMENT. CENTRE DISTANCE: MINIMUM 1200 MAXIMUM 2800



tipo	misura	A	finitura	box	kg / box
type	measure		finishing		
TN421.	1700.	1700	00 grezzo raw	25	14,2
	2010.	2010			16,2
	2300.	2300			18,2
	2450.	2450			19,3
	2610.	2610			20,5
	2760.	2760			21,6

tipo	misura	A	finitura	box	kg / box
type	measure		finishing		
TN423.	2300.	2300	00 grezzo raw	25	18,2
	2610.	2610			20,5



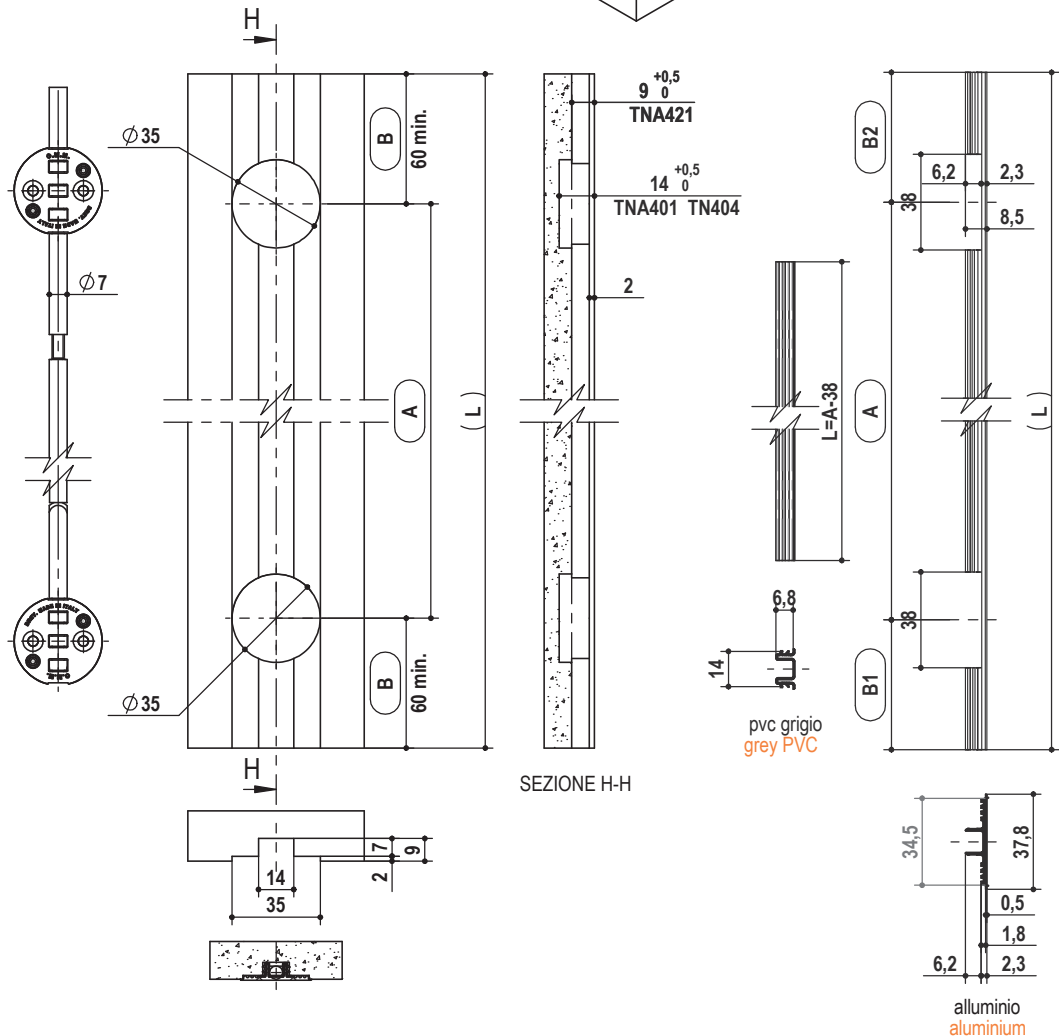
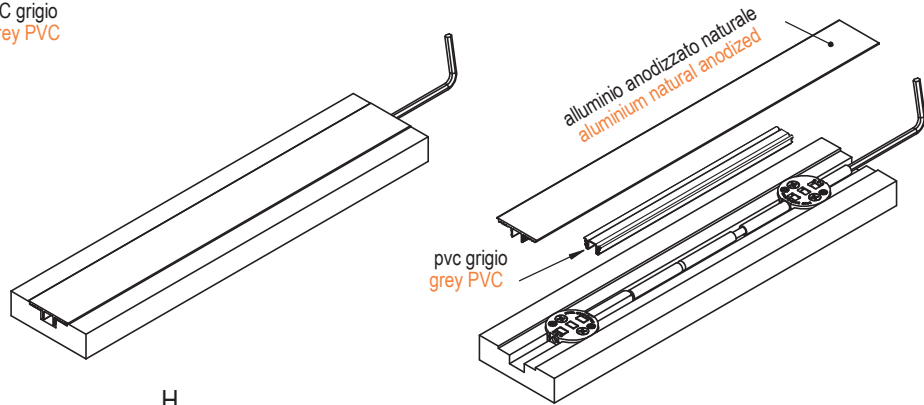


Tenditore con copertura alluminio tipo TNA401 TNA404 TNA421 Wardrobe adjuster with aluminium cover TNA401 TNA404 TNA421 type

COPERTURA IN ALLUMINIO
NORMALMENTE UTILIZZATA IN
ABBINAMENTO AI TENDITORI
SERIE TN400.

ALUMINIUM COVER NORMALLY
COMBINED WITH DOOR ADJUSTERS
TN400 SERIES.

alluminio - PVC grigio
aluminium - grey PVC



tipo type	misura measure	misura measure	misura measure	finitura finishing	box	kg / m
TNA401.	A	B1	B2	00 grezzo raw	25	...
TNA404.				12 anodiz. n. n. anodized		
TNA421.						

es./e.g.: TNA401.A.B1.B2.00

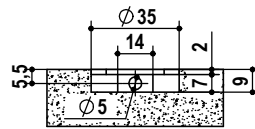
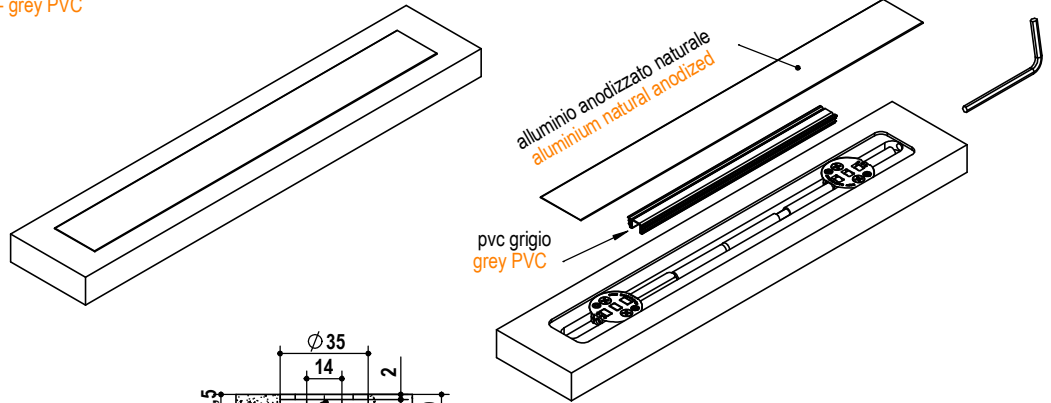


Tenditore con copertura alluminio tipo TNB421 Wardrobe adjuster with aluminium cover TNB421 type

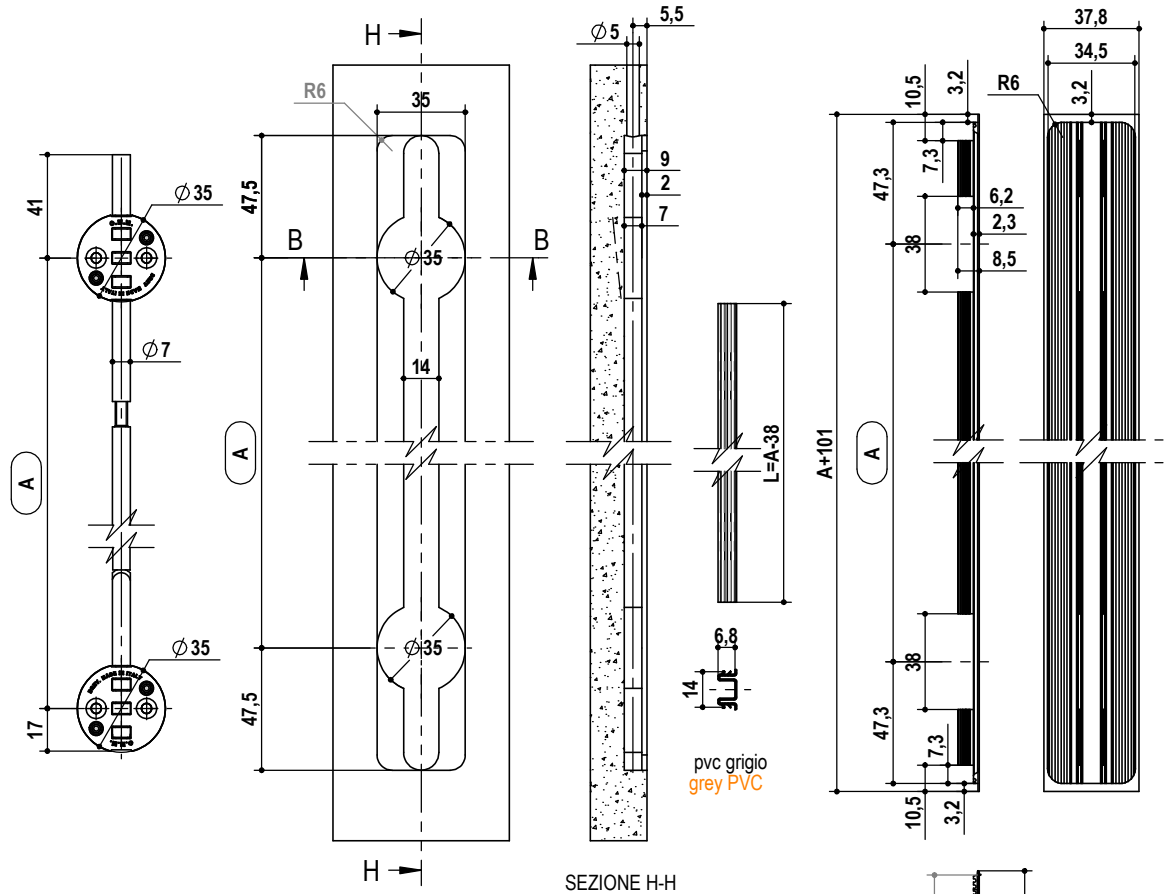
COPERTURA IN ALLUMINIO
NORMALMENTE UTILIZZATA IN
ABBINAMENTO AI TENDITORI
SERIE TN400.

ALUMINIUM COVER NORMALLY
COMBINED WITH DOOR ADJUSTERS
TN400 SERIES.

alluminio - PVC grigio
aluminium - grey PVC

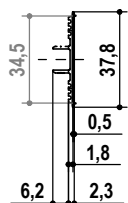


SEZIONE B-B



tipo type	misura measure	finitura finishing	box	kg / m
TNB421.	A	00 grezzo - raw 12 anodizzato - anodized	25	...

es./e.g.: TNB421.A.00



alluminio
aluminium

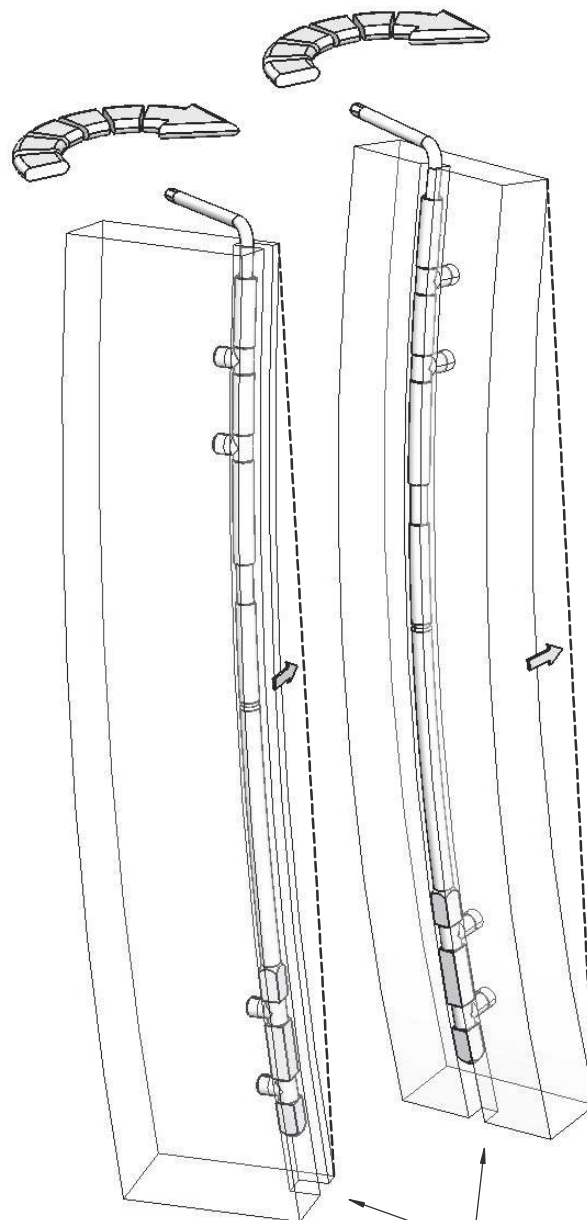


Tenditori a scomparsa
Hidden wardrobe adjusters

Serie TN500

TN500 Series

ACCESSORI



possibilità di assemblaggio
assembly types

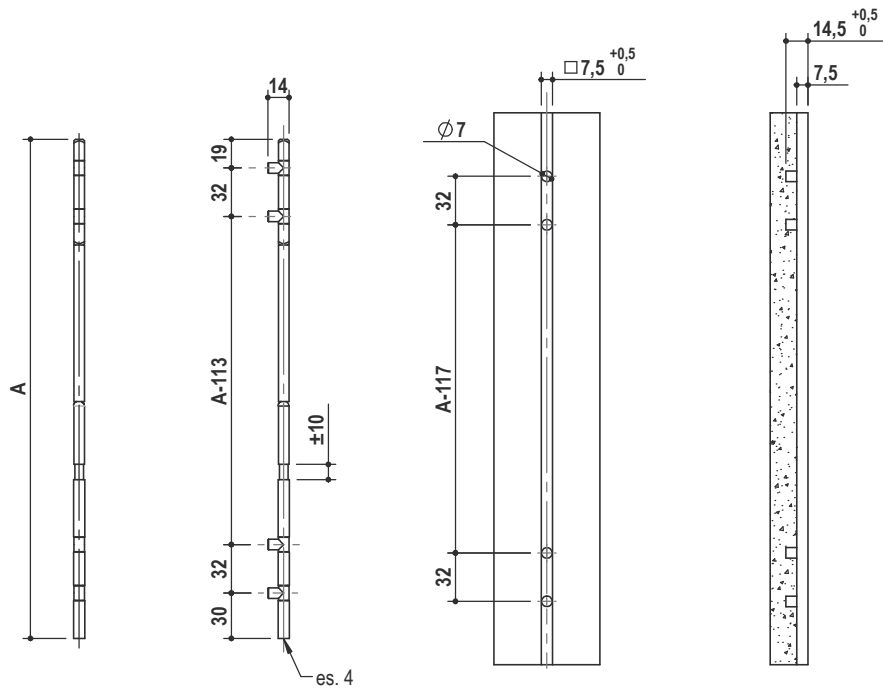
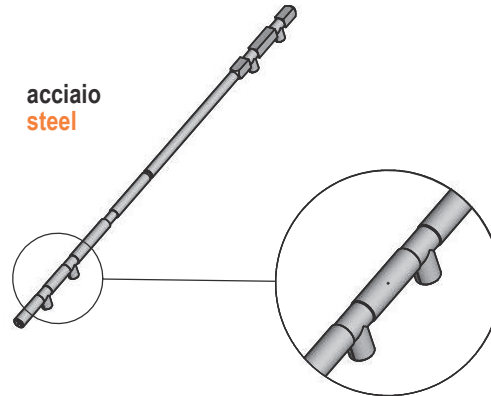


Tenditore a scomparsa serie TN501

Hidden wardrobe adjouster TN501 Series

NORMALMENTE ASSEMBLATI
SU ANTE A TELAIO IN LEGNO .
REGOLAZIONE ± 10
INTERASSE MIN 1200 MAX 2800

IN GENERALLY ASSEMBLING
ON WOOD DOORS.
ADJUSTMENT ± 10
WEELBASE MIN 1200 MAX 2800



<u>tipo</u> type	<u>misura</u> measure	A	<u>finitura</u> finishing	box	kg / box
TN501.	1845.	1845	00 grezzo raw	25	6,3
	2145.	2145		25	15,3
	2300.	2300		25	16,5
	2435.	2435		25	17,5
	2585.	2585		25	18,5
	2745.	2745		25	19,7
	2895.	2897		25	20,6

es./e.g.: TN501.2435.00



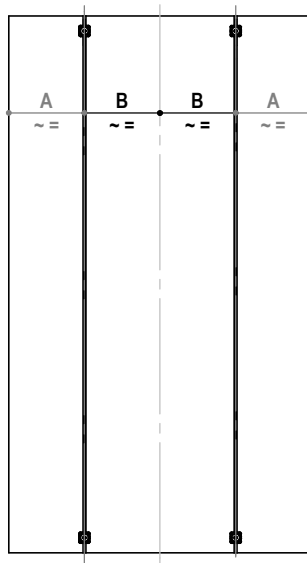
Indicazioni per il posizionamento dei tenditori Wardrobe adjusters location

ANTE IN AGGLOMERATO DI LEGNO

I TENDITORI DEVONO ESSERE POSSIBILMENTE POSIZIONATI CON LE QUOTE "A" E "B" UGUALI.
NEL CASO DI ANTE CON LARGHEZZA SUPERIORE A 1200 E' CONSIGLIATO METTERE UN TERZO TENDITORE AL CENTRO DELL'ANTA.

WOOD DOORS

WARDROBE ADJUSTERS MUST BE LOCATED WITH SAME "A" AND "B" VALUES.
IN CASE OF DOORS MORE THAN 1200-1300 WIDE, A THIRD WARDROBE ADJUSTER IN THE CENTER OF THE DOOR IS RECCOMENDED.

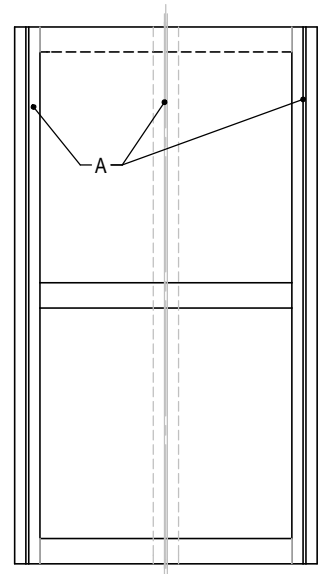


ANTE A TELAIO

NELLE ANTE A TELAIO I TENDITORI VENGONO POSIZIONATI NELLE PARTI STRUTTURALI "A" DEL TELAIO.
PER LE ANTE CON LARGHEZZA MAGGIORE DI 1200 - 1300 E' CONSIGLIATO PREVEDERE UN MONTANTE CENTRALE.

FRAME DOORS

WARDROBE ADJUSTERS ARE LOCATED IN THE FRAME STRUCTURAL POSITION "A".
FOR DOORS MORE THAN 1200-1300 WIDE, A CENTRAL SUPPORT IS RACCOMENDED.



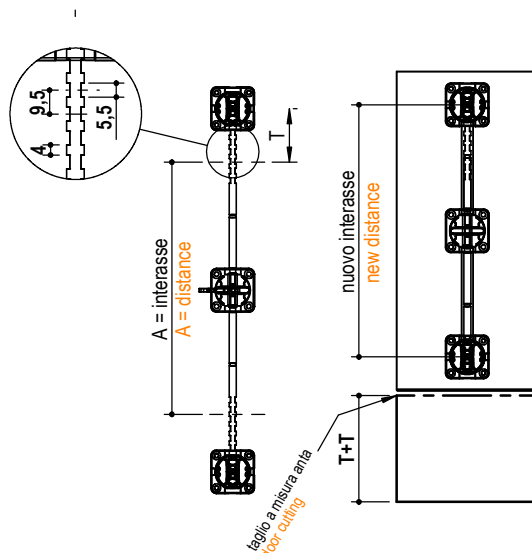
Taglio a misura tenditori acciaio Cutting procedures for the cuttable versions

1° MODO

A) TAGLIO A MISURA TENDITORE ACCIAIO
B) TAGLIO A MISURA DELL'ANTA.

1° PROCEDURE POSSIBILITY

A) WARDROBE ADJUSTER CUTTING
B) DOOR CUTTING



2° MODO

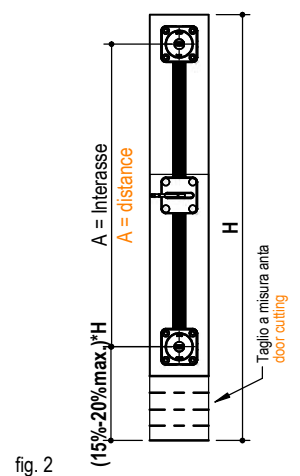
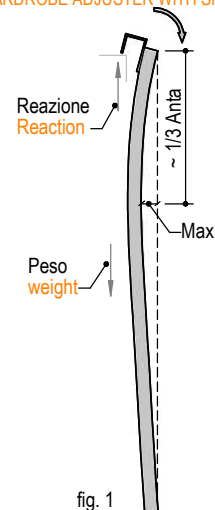
NEL CASO L'ANTA SIA PER ARMADIO SCORREVOLE SI OSSERVA CHE LA DEFORMAZIONE DELL'ANTA E' PREVALENTEMENTE NELLA PARTE SUPERIORE (fig. 1).

SE SI SCEGLIE UN TENDITORE DI INTERASSE INFERIORE E SI POSIZIONA NORMALMENTE NELLA PARTE SUPERIORE COME INDICATO IN FIG. 2, QUESTO DA' LA POSSIBILITA' DI TAGLIARE SOLO L'ANTA NELLA PARTE INFERIORE QUANTO SERVE.

2° PROCEDURE POSSIBILITY

IN CASE OF SLIDING DOOR MECHANISM, THE DOOR HAS MORE BENDING IN THE UPPER PART (fig. 1).

ONLY THE LOWER PART OF THE DOOR CAN BE CUT, IN CASE OF USAGE OF WARDROBE ADJUSTER WITH SMALLER PATTERN (pic.2), OF NECESSARY.





Tenditore alluminio Aluminium wardrobe adjusters

Serie ST700 ST700 Series

I TENDITORI DELLA SERIE ST700 SONO NORMALMENTE ASSEMBLATI SU ANTE LEGGERE.


CARATTERISTICHE FONDAMENTALI: COME RAPPRESENTATO SONO PREVISTI due MODI DI APPLICAZIONE, INTERNO "A", ESTERNO "B".

ST700 WARDROBE ADJUSTERS ARE NORMALLY USED FOR LIGHT WEIGHT DOORS

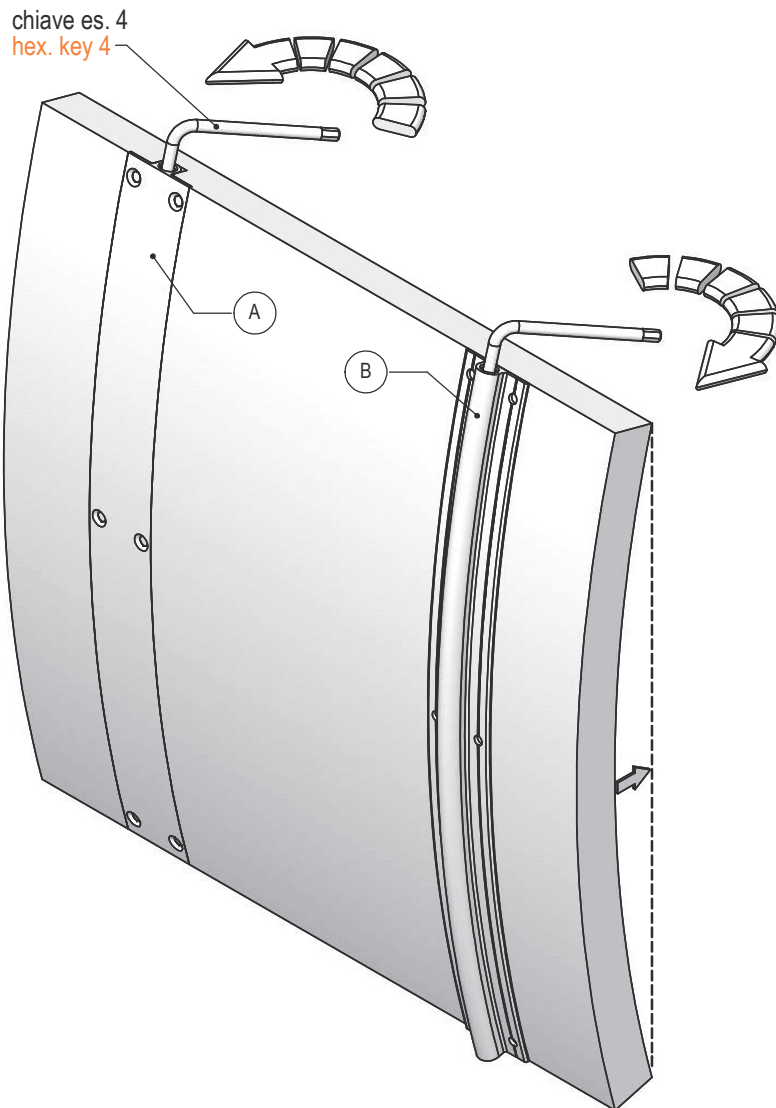
TWO ASSEMBLY POSSIBILITIES: INTERNAL "A", EXTERNAL "B".

DISPONIBILI NELLE FINITURE: GREZZO ANODIZZATO NATURALE ALTRE FINITURE A RICHIESTA

AVAILABLE FINISHING: RAW ANODIZED OTHER FINISHING ON REQUEST



ACCESSORI
ACCESSORIES





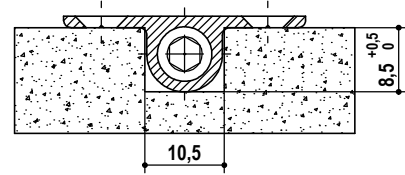
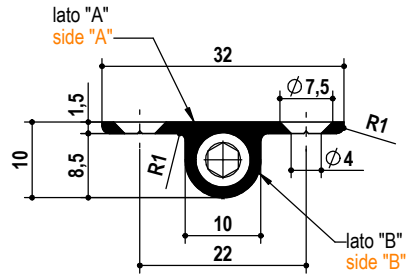
Tenditore alluminio tipo ST701 Aluminium wardrobe adjuster ST701 type

DENSITA' LINEARE 780 g/m
LUNGHEZZA: MIN 1200 MAX 2800

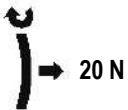
SPECIFICARE SE LA SVASATURA SI
VUOLE SUL LATO "A" O LATO "B".

LINEAR DENSITY 780 g/m
LENGTH : MIN. 1200 MAX. 2800

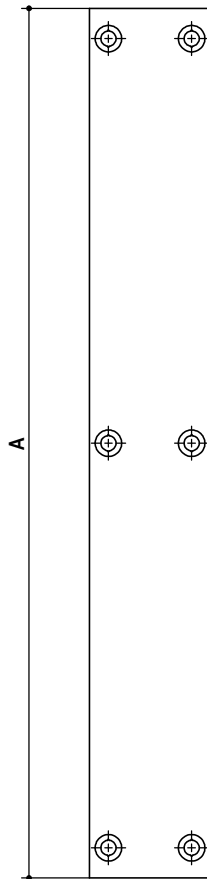
PLEASE SPECIFY IF THE
GROOVING SHOULD BE ON SIDE "A"
OR "B".



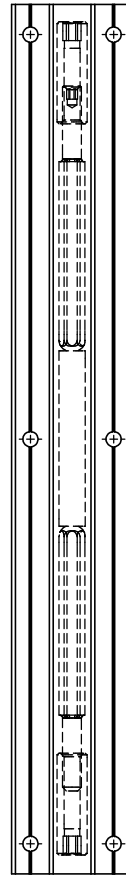
8 Nm



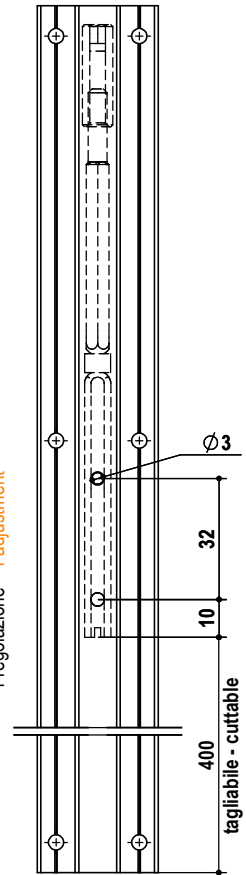
test lunghezza 2300
length test 2300



2 regolazioni - 2 adjustment



1 regolazione - 1 adjustment



tipo type	misura measure	finitura finishing	n° coppie fori n° couple hole	tagliabile cuttable
ST701	A	00 grezzo - crude	A = 6	TG
	a richiesta on request	12 anodizzato ARC - anodised	B = 7	
		altre finiture a richiesta - other finishings on request	C = 8	
			D = 9	
			

es./e.g.: ST701.A.00.B

es. codice tagliabile/e.g. cuttable code: ST701.A.00.B.TG



Tenditore alluminio Aluminium wardrobe adjuster

Serie ST710 ST710 Series

I TENDITORI DELLA SERIE ST710 SONO NORMALMENTE ASSEMBLATI SU ANTE COMPOSTE DA ELEMENTI ORIZZONTALI SOVRAPPOSTI.

CARATTERISTICHE FONDAMENTALI:
POSSIBILITA' DI ASSEMBLAGGIO ESTERNO O INCASSATO.
CON O SENZA SPAZZOLINO.

ST710 WARDROBE ADJUSTERS ARE NORMALLY ASSEMBLED ON KIT DOORS COMPOSED BY HORIZONTAL ELEMENTS.

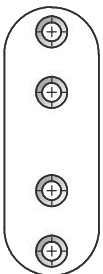
RECESSED OR EXTERNAL MONTAGE, WITH GROVE FOR INSERT BRUSHES.

DISPONIBILI NELLE FINITURE:
GREZZO
ANODIZZATO NATURALE
ALTRE FINITURE A RICHIESTA

AVAILABLE FINISHING:
RAW
ANODIZED
OTHER FINISHING ON REQUEST



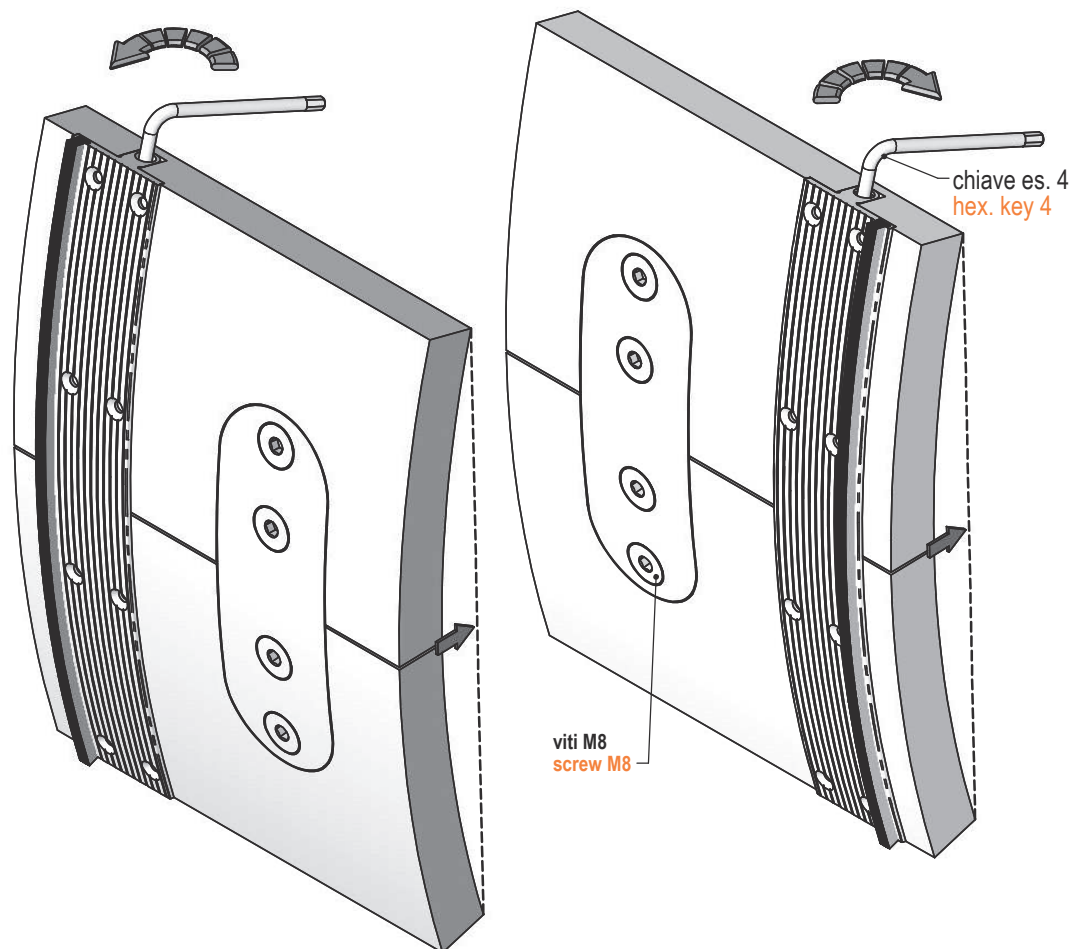
ACCESSORI
ACCESSORIES



COD. S.P.A.563.55



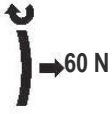
ACCESSORI PER ESTRUSI
ACCESSORIES FOR ALUMINUM





Tenditore alluminio tipo ST712 Aluminium wardrobe adjuster ST712 type

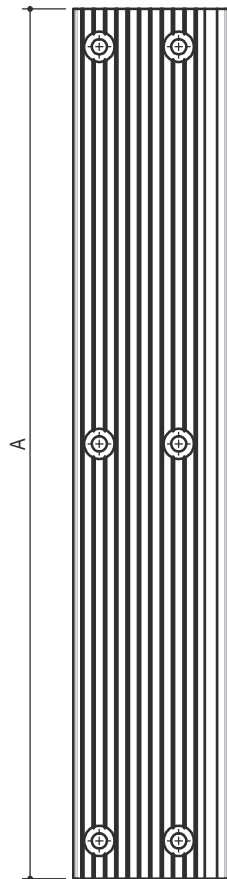
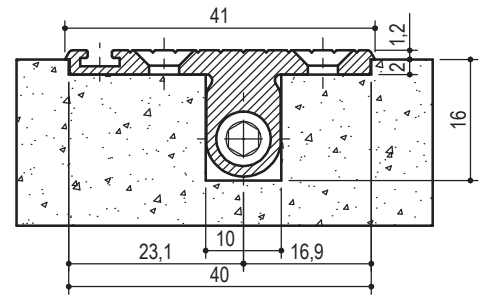
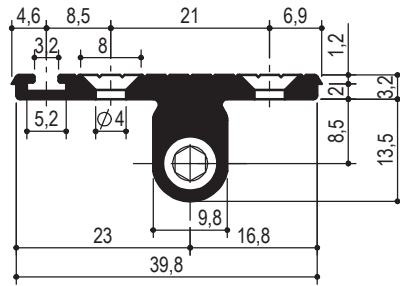
8 Nm



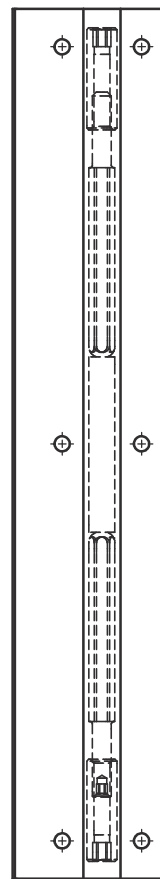
test lunghezza 2500
length test 2500



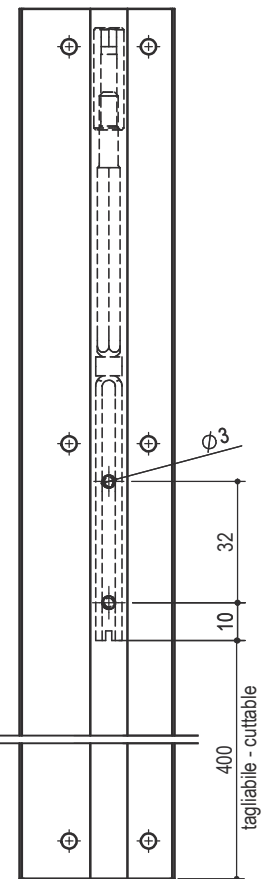
ACCESSORI PER ESTRUSI
ACCESSORIES FOR ALUMINUM



2 regolazioni - 2 adjustment



1 regolazione - 1 adjustment



tipo type	misura measure	finitura finishing	n° coppie fori n° couple hole	tagliabile cuttable
ST712	A a richiesta on request	00 grezzo - crude 12 anodizzato ARC - anodised altre finiture a richiesta - other finishings on request	A = 6 B = 7 C = 8 D = 9	TG

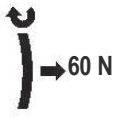
es./e.g.: ST712.A.00.B
es. codice tagliabile/e.g. cuttable code: ST712.A.00.B.TG



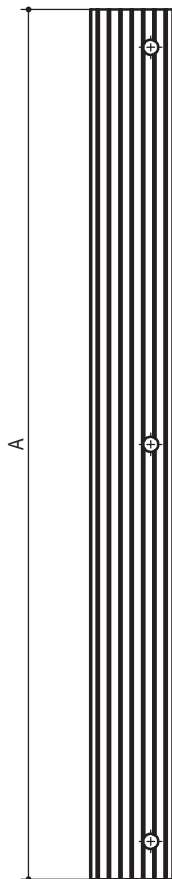
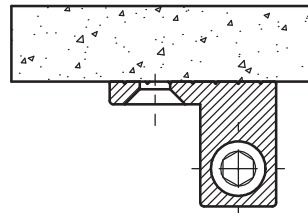
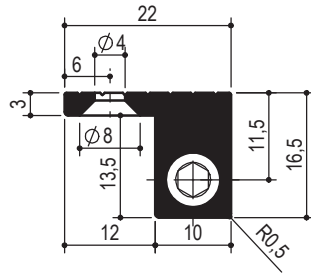
Tenditore alluminio tipo ST713

Aluminium wardrobe adjuster ST713 type

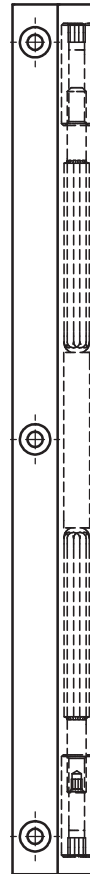
8 Nm



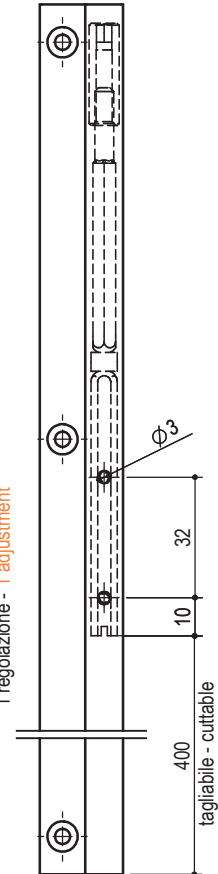
test lunghezza 2500
length test 2500



2 regolazioni - 2 adjustment



1 regolazione - 1 adjustment



ACCESSORI PER ESTRUSI
ACCESSORIES FOR ALUMINUM

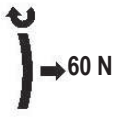
tipo type	misura measure	finitura finishing	n° coppie fori n° couple hole	tagliabile cuttable
ST713	A a richiesta on request	00 grezzo - crude 12 anodizzato ARC - anodised altre finiture a richiesta - other finishings on request	A = 6 B = 7 C = 8 D = 9	TG

es./e.g.: ST713.A.00.B
es. codice tagliabile/e.g. cuttable code: ST713.A.00.B.TG



Tenditore alluminio tipo ST714 Aluminium wardrobe adjuster ST714 type

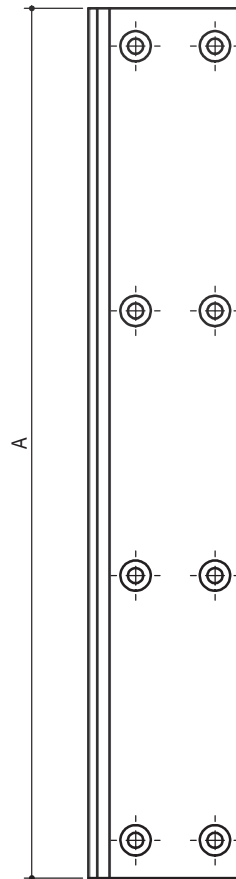
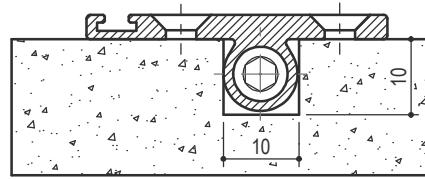
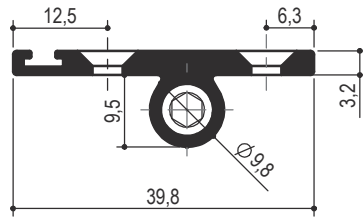
8 Nm



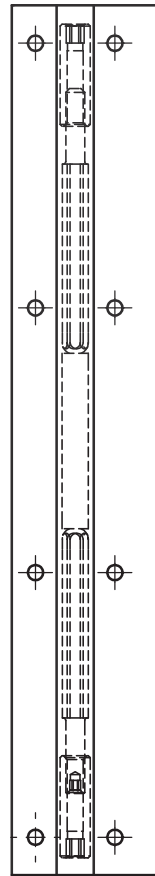
test lunghezza 2500
length test 2500



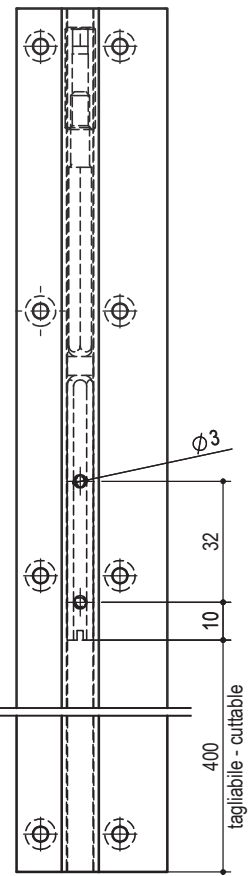
ACCESSORI PER ESTRUSI
ACCESSORIES FOR ALUMINUM



2 regolazioni - 2 adjustment



1 regolazione - 1 adjustment



tipo type	misura measure	finitura finishing	n° coppie fori n° couple hole	tagliabile cuttable
ST714	A a richiesta on request	00 grezzo - crude 12 anodizzato ARC - anodised altre finiture a richiesta - other finishings on request	A = 6 B = 7 C = 8 D = 9	TG

es./e.g.: ST714.A.00.B

es. codice tagliabile/e.g. cuttable code: ST714.A.00.B.TG



Tenditore alluminio Aluminium wardrobe adjuster

Serie ST720 ST720 Series

I TENDITORI DELLA SERIE ST720 SONO STATI INIZIALMENTE PROGETTATI PER ANTE BATTENTI.

CARATTERISTICHE FONDAMENTALI:
NON GENERA AUTOTENSIONE CON L'ANTA ESSENDO IL MONTAGGIO NON VINCOLATO CON VITI.
OTTIMO RAPPORTO QUALITA' PREZZO.
SENZA FORI E SENZA VITI.
OTTIMO IMPATTO ESTETICO.
VELOCITA' DI MONTAGGIO.
ADATTO PER AMBIENTI CON UMDITA' VARIABILE TIPO CUCINE.

ST720 SERIES TENSIONERS WERE ORIGINALLY DESIGNED FOR SWING DOORS.

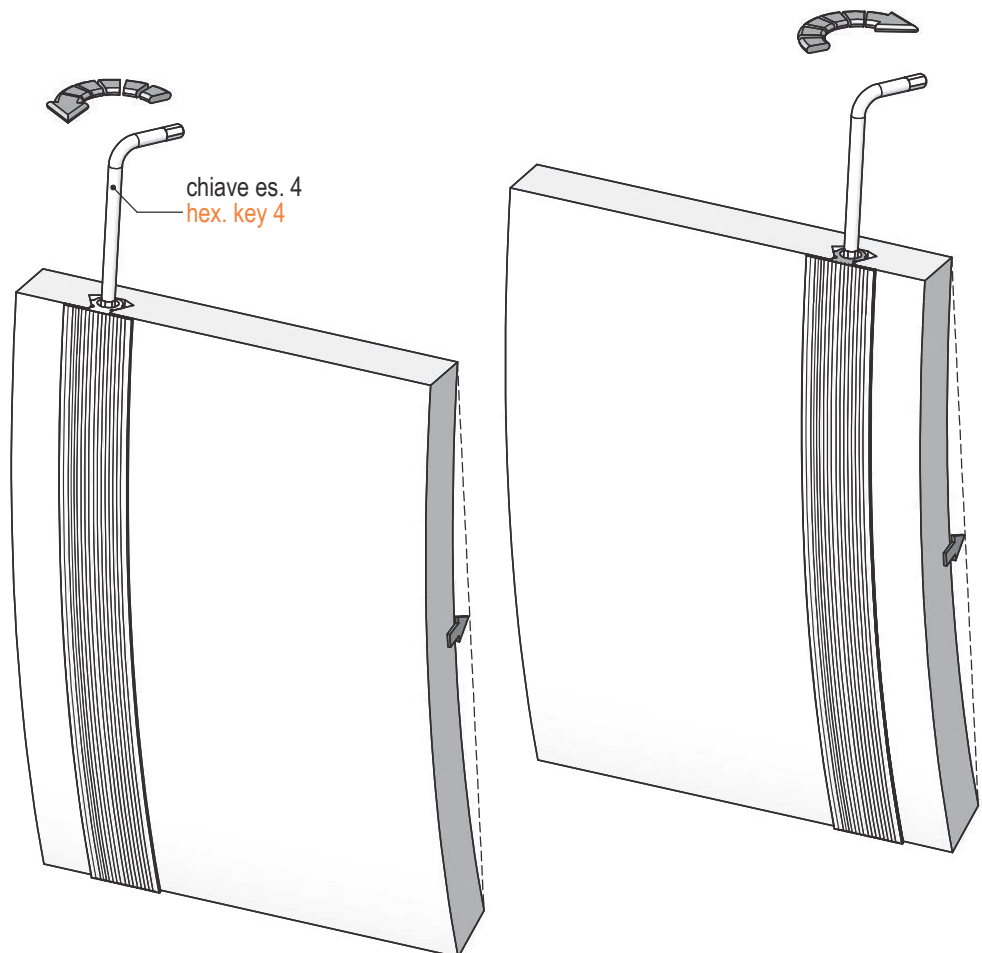
KEY FEATURES:
NO SELF-TENSIONING WITH THE DOOR SINCE THE MOUNTING IS NOT CONSTRAINED WITH SCREWS.
GREAT VALUE FOR MONEY.
UNDRILLED AND WITHOUT SCREWS.
GREAT AESTHETIC IMPACT.
FAST ASSEMBLY.
SUITABLE FOR ENVIRONMENTS LIKE KITCHENS WITH VARIABLE HUMIDITY.

DISPONIBILI NELLE FINITURE:
GREZZO
ANODIZZATO NATURALE
ALTRE FINITURE A RICHIESTA

AVAILABLE FINISHING:
RAW
ANODIZED
OTHER FINISHING ON REQUEST



ACCESSORI
ACCESSORIES



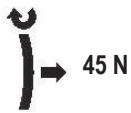


Tenditore alluminio tipo ST721 Aluminium wardrobe adjuster ST721 type

FISSAGGIO SENZA VITI
DENSITA' LINEARE 805 g/m
LUNGHEZZA: MIN 1200 MAX 2800
L'ASSENZA DI VITI EVITA
LA FORMAZIONE DI FORZE DI AUTO
TENSIONAMENTO.

SCREWLESS FIXING
LINEAR DENSITY 805 g/m
LENGTH: MIN 1200 MAX 2800.
THE ABSENCE OF SCREWS
PREVENTS THE FORMATION OF
SELF-TENSIONING FORCES.

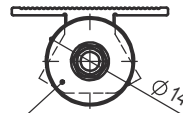
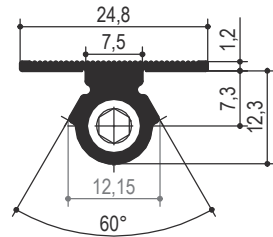
8 Nm



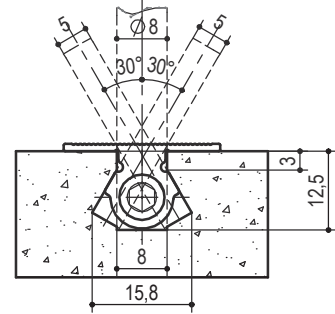
test lunghezza 2580
length test 2580



fermo di posizione
stop device cover
Cod.: P.A372.00

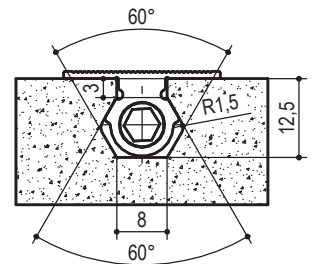


A) fermo di posizione a richiesta
A) stop-device position on demand



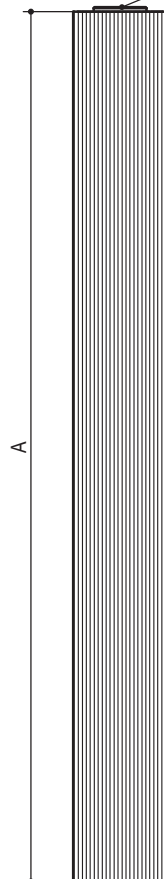
lavorazione con 3 frese a disco in linea
DXF a richiesta.

3 in line milling operations
DXF on request.

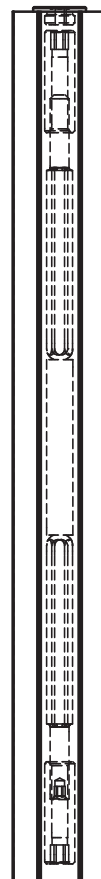


lavorazione con fresa in sagoma
DXF a richiesta.

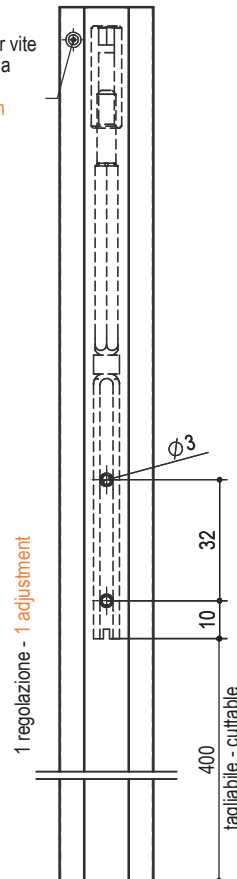
in shape milling operation
DXF on request



2 regolazioni - 2 adjustment



B) foro per vite
posizione a
richiesta
B) position
screw on
demand



1 regolazione - 1 adjustment

tipo type	misura measure	finitura finishing	tagliabile cuttable
ST721	A a richiesta on request	00 grezzo - crude 12 anodizzato ARC - anodised altre finiture a richiesta - other finishings on request	TG

es./e.g.: ST721.A.00

es. codice tagliabile/e.g. cuttable code: ST721.A.00.TG

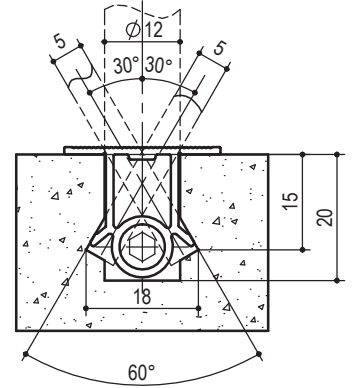
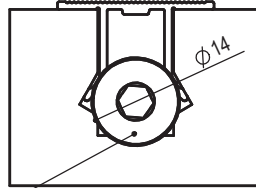
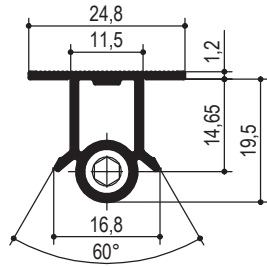


Tenditore alluminio tipo ST724

Aluminium wardrobe adjuster ST724 type

FISSAGGIO SENZA VITI
DENSITA' LINEARE 805 g/m
LUNGHEZZA: MIN 1200 MAX 2800
L'ASSENZA DI VITI EVITA
LA FORMAZIONE DI FORZE DI AUTO
TENSIONAMENTO.

SCREWLESS FIXING
LINEAR DENSITY 805 g/m
LENGTH: MIN 1200 MAX 2800.
THE ABSENCE OF SCREWS
PREVENTS THE FORMATION OF
SELF-TENSIONING FORCES.



A) fermo di posizione a richiesta
A) on demand: stop-device position

lavorazioni con 3 frese a disco
in linea. DXF a richiesta.
3 in line milling operations.
DXF on request

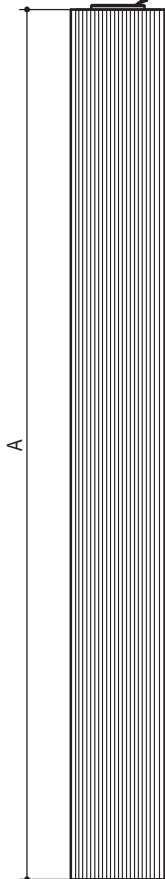
8 Nm

60 N

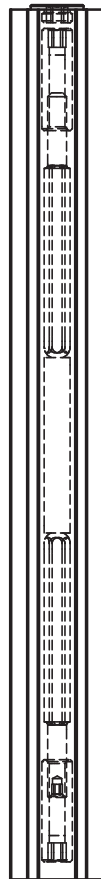
test lunghezza 2580
length test 2580



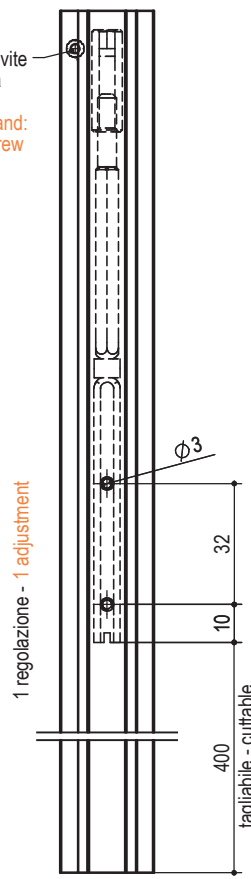
fermo di posizione
stop device cover
Cod.: P.A372.00



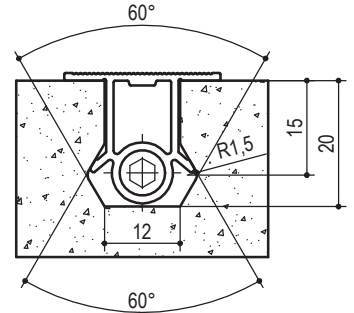
2 regolazioni - 2 adjustment



B) foro per vite
posizione a richiesta
B) on demand:
position screw



1 regolazione - 1 adjustment



lavorazioni con fresa in sagoma.
DXF a richiesta.
In shape milling operations.
DXF on request

tipo type	misura measure	finitura finishing	n° coppie fori n° couple hole	tagliabile cuttable
ST724	A a richiesta on request	00 grezzo - crude 12 anodizzato ARC - anodised altre finiture a richiesta - other finishings on request	A = 6 B = 7 C = 8 D = 9	TG

es./e.g.: ST724.A.00
es. codice tagliabile/e.g. cuttable code: ST724.A.00.TG



Tenditore alluminio Aluminium wardrobe adjuster

I TENDITORI DELLA SERIE ST730 SONO NORMALMENTE ASSEMBLATI ALLE ANTE CON STRUTTURA FOLDING.

ST730 SERIES TENSIONERS ARE USUALLY ASSEMBLED ON DOORS WITH A FOLDING STRUCTURE.

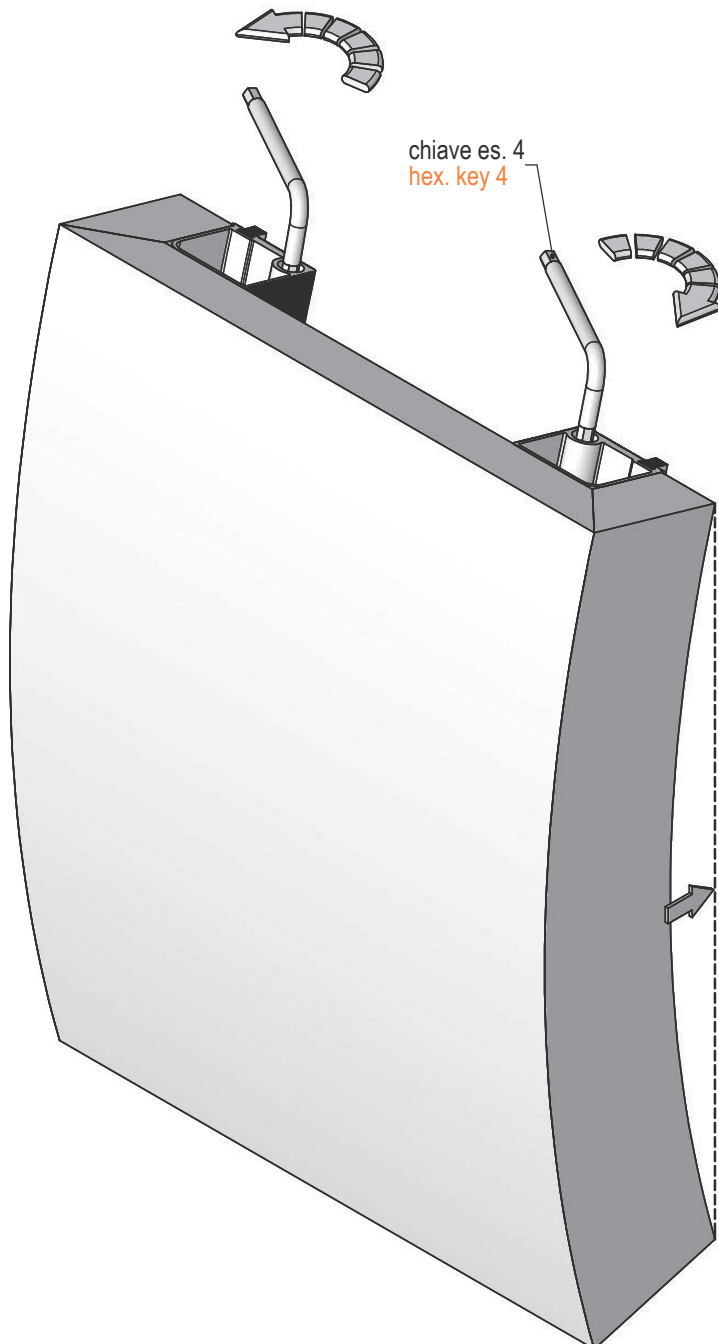
Serie ST730 ST730 Series

DISPONIBILI NELLE FINITURE:
GREZZO
ANODIZZATO NATURALE
ALTRE FINITURE A RICHIESTA

AVAILABLE FINISHING:
RAW
ANODIZED
OTHER FINISHING ON REQUEST



ACCESSORI PER ESTRUSI
ACCESSORIES FOR ALUMINUM



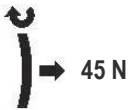


Tenditore alluminio tipo ST731 Aluminium wardrobe adjuster ST731 type

DENSITA' LINEARE 1065 g/m
LUNGHEZZA: MIN 1200 MAX 2800

LINEAR DENSITY 1065 g/m
LENGTH : MIN. 1200 MAX. 2800

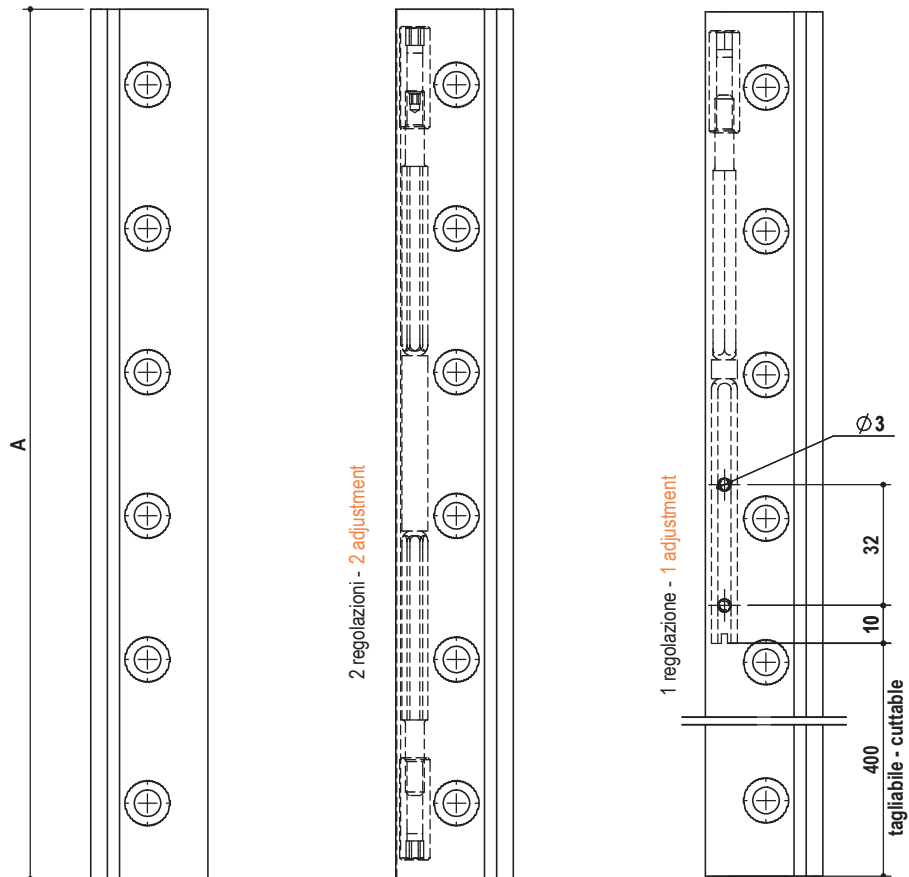
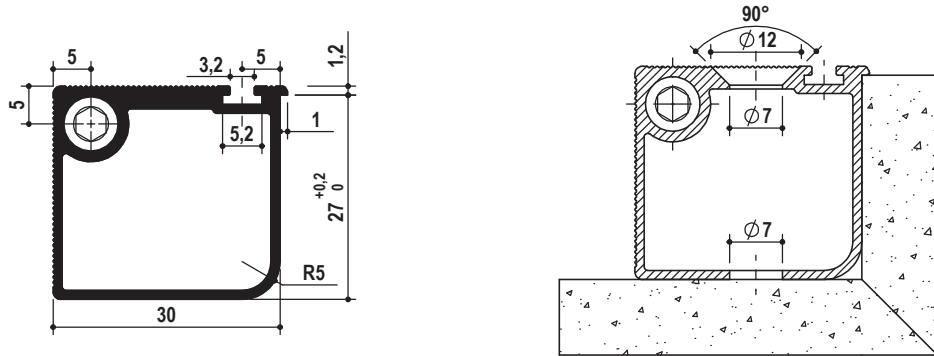
8 Nm



test lunghezza 2560
length test 2560



ACCESSORI PER ESTRUSI
ACCESSORIES FOR ALUMINUM



tipo <u>type</u>	misura <u>measure</u>	finitura <u>finishing</u>	n° fori <u>n° hole</u>	tagliabile <u>cuttable</u>
ST731	A a richiesta on request	00 grezzo - crude 12 anodizzato ARC - anodised altre finiture a richiesta - other finishings on request	A = 6 B = 7 C = 8 D = 9	TG

es./e.g.: ST731.A.00
es. codice tagliabile/e.g. cuttable code: ST731.A.00.TG



Tenditore alluminio Aluminium wardrobe adjusters

Serie ST740 ST740 Series

I TENDITORI DELLA SERIE ST740 SONO NORMALMENTE ASSEMBLATI SU ANTE SCORREVOLI E GIREVOLI.

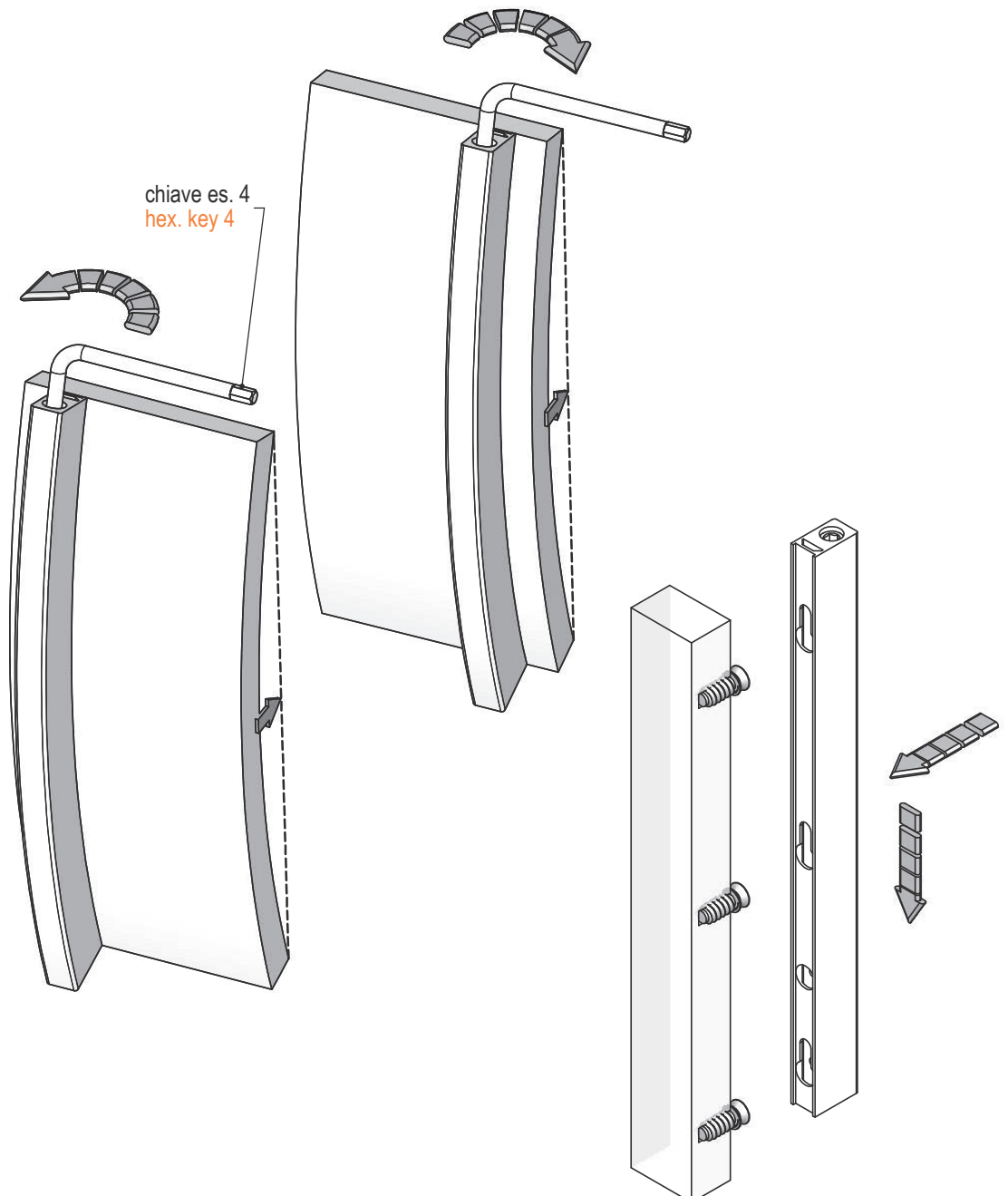
CARATTERISTICHE FONDAMENTALI: ASSEMBLAGGIO TRAMITE VITI CHE RIMANGONO NASCOSTE. IL PROFILO ED ALTRI PROFILI SIMILARI POSSONO ESSERE UTILIZZATI ANCHE COME MANIGLIA A VISTA SU DISEGNO CLIENTE.

ST740 SERIES TENSIONERS ARE NORMALLY ASSEMBLED ON SLIDING OR REVOLVING DOORS.

KEY FEATURES:
ASSEMBLY WITH SCREWS THAT REMAIN HIDDEN.
THE PROFILE AND OTHER SIMILAR PROFILES CAN ALSO BE USED AS A VISUAL HANDLE ON CUSTOMER DESIGN.

DISPONIBILI NELLE FINITURE:
GREZZO
ANODIZZATO NATURALE
ALTRE FINITURE A RICHIESTA

AVAILABLE FINISHING:
RAW
ANODIZED
OTHER FINISHING ON REQUEST



ACCESSORI
ACCESSORIES



Tenditore alluminio tipo ST741

Aluminium wardrobe adjuster ST741 type

DENSITA' LINEARE 880 g/m
LUNGHEZZA: MIN 1200 MAX 2800

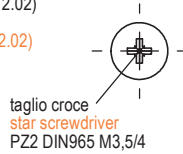
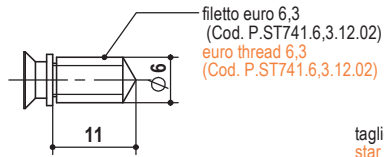
LINEAR DENSITY 880 g/m
LENGTH : MIN. 1200 MAX. 2800

8 Nm

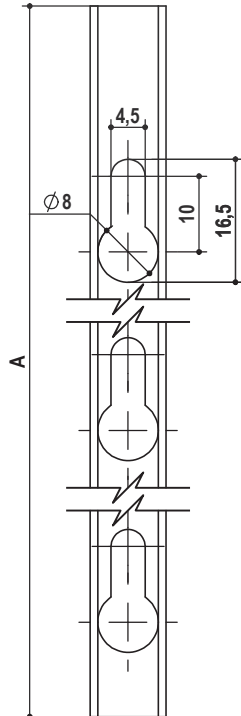
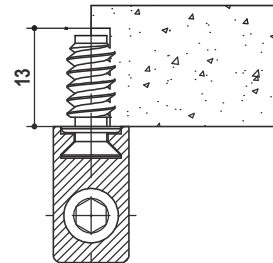
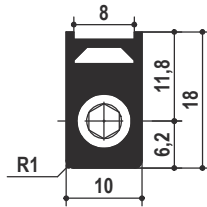


test lunghezza 2550
length test 2550

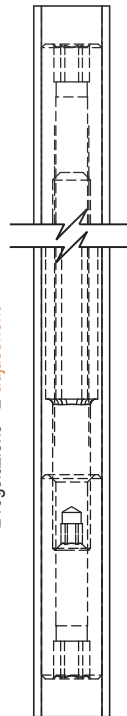
viti speciali comprese nell'articolo (vedi q.tà).
screws specials interlocking including
in article (see quantity) .



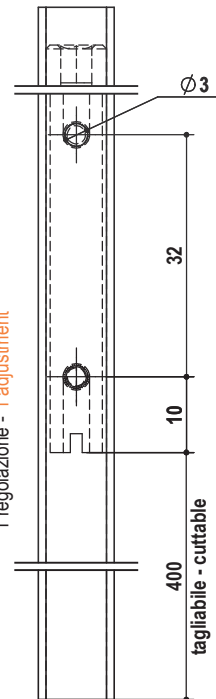
tipo type	misura measure	A	finitura finishing	kg/ 500pz
P.ST741.	6,3.11.	12	02 zincato zinc	1



2 regolazione - 2 adjustment



1 regolazione - 1 adjustment



tipo type	misura measure	finitura finishing	n° fori n° hole	tagliabile cuttable
ST741	A a richiesta on request	00 grezzo - crude 12 anodizzato ARC - anodised altre finiture a richiesta - other finishings on request	A = 6 B = 7 C = 8 D = 9	TG

es./e.g.: ST741.A.00.B

es. codice tagliabile/e.g. cuttable code: ST741.A.00.B.TG



Tenditore alluminio Aluminium wardrobe adjusters

Serie ST745 ST745 Series

I TENDITORI DELLA SERIE ST745 SONO NORMALMENTE ASSEMBLATI SU ANTE GIREVOLI E SCORREVOLI.
CARATTERISTICHE FONDAMENTALI:
ASSEMBLAGGIO TRAMITE COLLA.
IL PROFILO ED ALTRI PROFILI SIMILARI POSSONO ESSERE UTILIZZATI ANCHE COME MANIGLIA A VISTA SU DISEGNO CLIENTE.

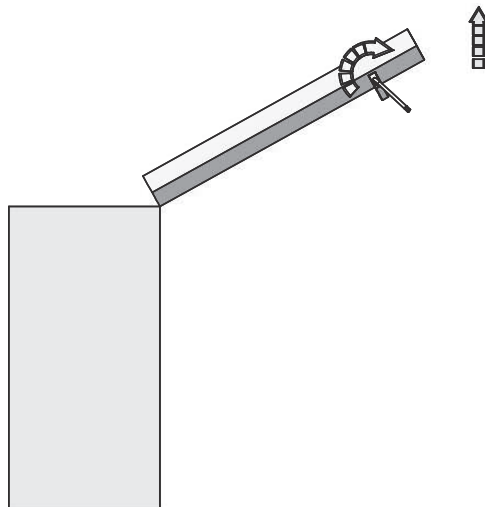
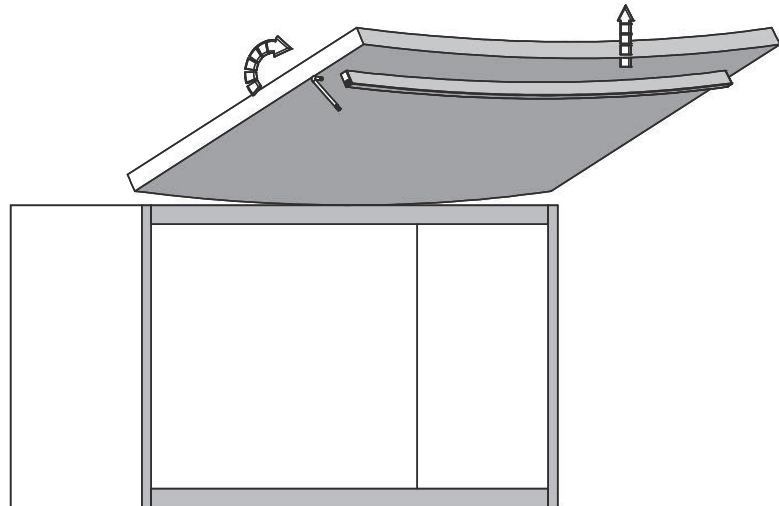
ST740 SERIES TENSIONERS ARE NORMALLY ASSEMBLED ON SLIDING OR REVOLVING DOORS.
KEY FEATURES:
ASSEMBLY WITH GLUE.
THE PROFILE AND OTHER SIMILAR PROFILES CAN ALSO BE USED AS A VISUAL HANDLE ON CUSTOMER DESIGN.

DISPONIBILI NELLE FINITURE:
GREZZO
ANODIZZATO NATURALE
ALTRE FINITURE A RICHIESTA

AVAILABLE FINISHING:
RAW
ANODIZED
OTHER FINISHING ON REQUEST



ACCESSORI
ACCESSORIES





Tenditore alluminio tipo ST746

Aluminium wardrobe adjuster ST746 type

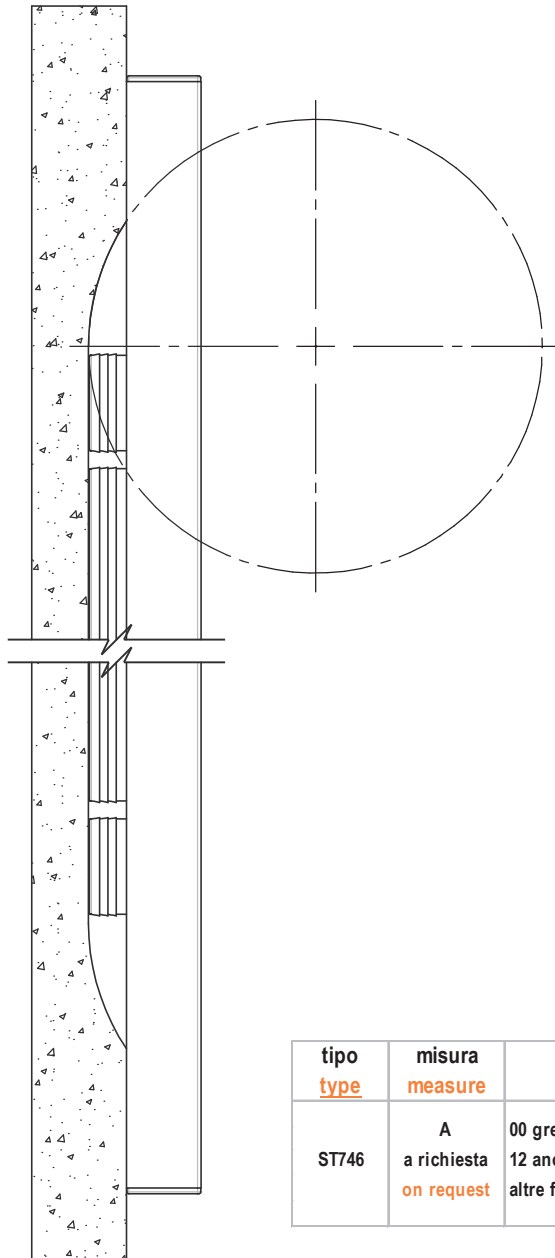
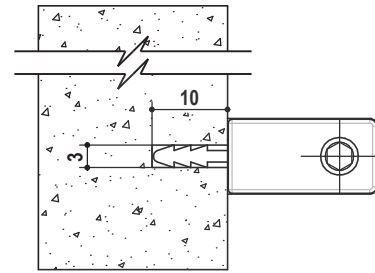
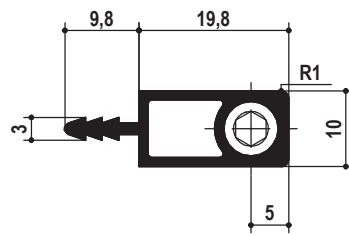
DENSITA' LINEARE 880 g/m
LUNGHEZZA: MIN 950 MAX 2800

LINEAR DENSITY 880 g/m
LENGTH : MIN. 950 MAX. 2800

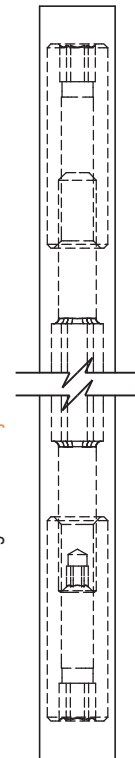
8 Nm



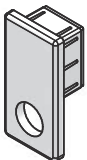
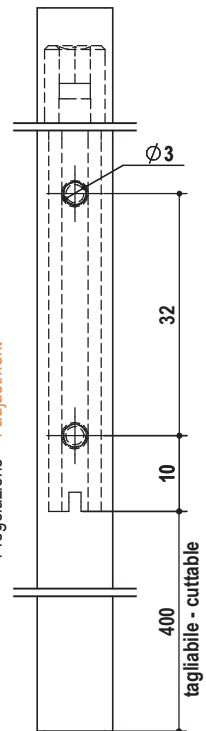
test lunghezza 2550
length test 2550



2 regolazioni - 2 adjustment



1 regolazione - 1 adjustment



Tappo
Cover

COD: P.A502.00

tipo type	misura measure	finitura finishing	tagliabile cuttable
ST746	A a richiesta on request	00 grezzo - crude 12 anodizzato ARC - anodised altre finiture a richiesta - other finishings on request	TG

es./e.g.: ST746.A.00

es. codice tagliabile/e.g. cuttable code: ST746.A.00.TG



Tenditore alluminio Aluminium wardrobe adjusters

Serie ST750 ST750 Series

I TENDITORI DELLA SERIE ST750 SONO NORMALMENTE ASSEMBLATI SU ANTE CON SPESSORE PARTICOLARMENTE BASSO (10-12).

CARATTERISTICHE FONDAMENTALI: IL PRINCIPIO DI FUNZIONAMENTO DEL TENDITORE SFRUTTA LA SOLA TRAZIONE E COMPRESSIONE DEL PROFILO TRASFERENDOLA AL PANNELLO. LE RIDOTTE DIMENSIONI LO RENDONO ADATTO PER SPESSORI PANNELLO 10 - 12mm.

ST750 SERIES TENSIONERS ARE NORMALLY ASSEMBLED ON DOORS WITH PARTICULARLY LOW THICKNESS (10-12).

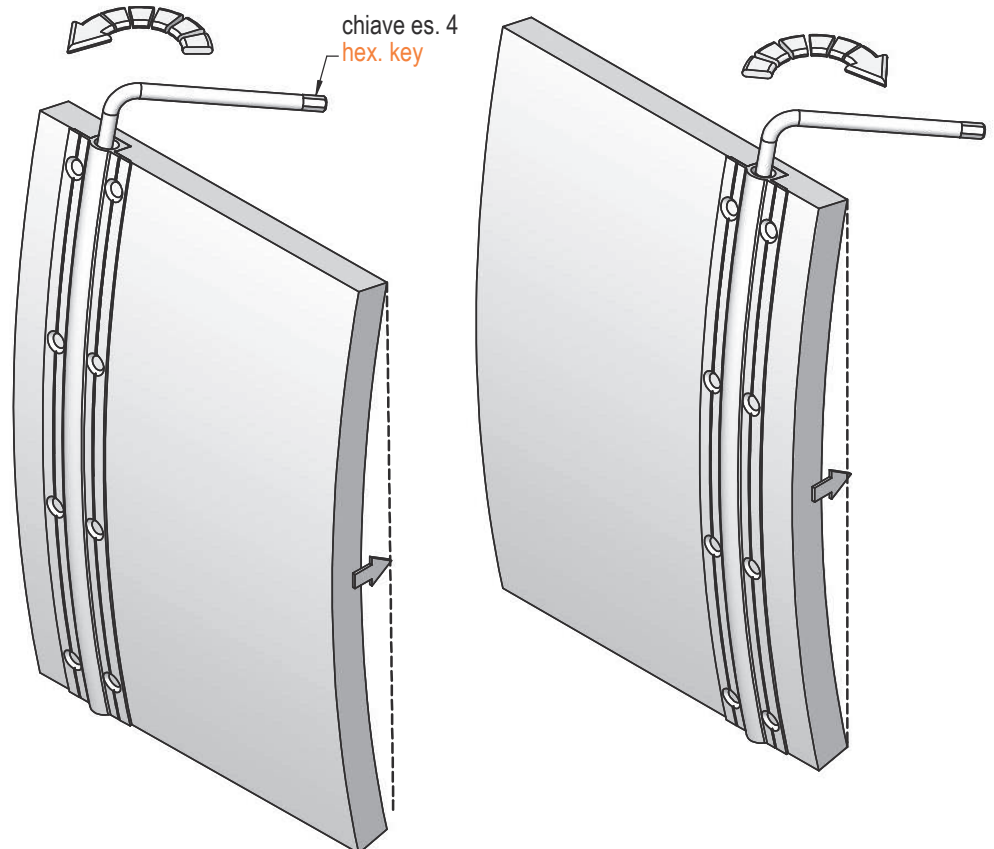
KEY FEATURES: THE TENSIONER'S OPERATING PRINCIPLE EXPLOITS THE PROFILE TRACTION AND COMPRESSION ONLY TRANSFERRING IT TO THE PANEL. ITS SMALL DIMENSIONS MAKE IT SUITABLE FOR 10-12 mm PANEL THICKNESSES.

DISPONIBILI NELLE FINITURE:
GREZZO
ANODIZZATO NATURALE
ALTRE FINITURE A RICHIESTA

AVAILABLE FINISHING:
RAW
ANODIZED
OTHER FINISHING ON REQUEST



ACCESSORI
ACCESSORIES



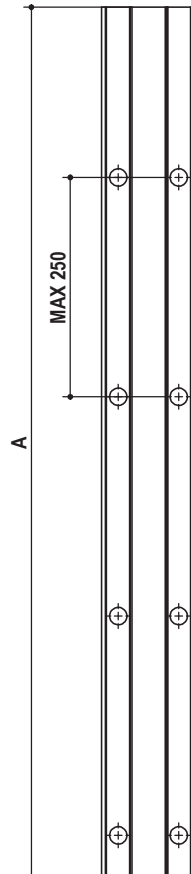
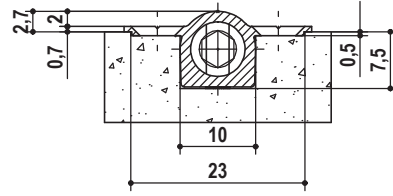
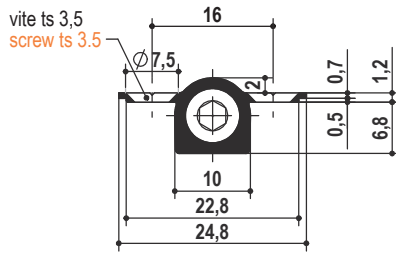


Tenditore alluminio tipo ST751

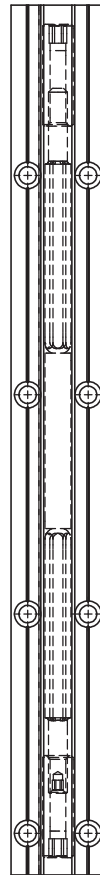
Aluminium wardrobe adjuster ST751 type

ESSENDO BASATO SUL CONCETTO DI TRAZIONE E COMPRESSIONE DEL PROFILO LA REALE DEFORMAZIONE DIPENDE DAL RELATIVO PANNELLO.

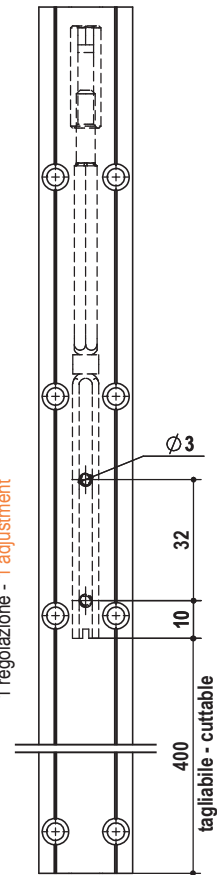
SINCE IT IS BASED ON THE PROFILE TRACTION AND COMPRESSION CONCEPT, THE ACTUAL DEFORMATION DEPENDS ON ITS PANEL.



2 regolazioni - 2 adjustment



1 regolazione - 1 adjustment



tipo type	misura measure	finitura finishing	n° fori n° hole	tagliabile cuttable
ST751	A a richiesta on request	00 grezzo - crude 12 anodizzato ARC - anodised altre finiture a richiesta - other finishings on request	A = 6 B = 7 C = 8 D = 9	TG

es./e.g.: ST751.A.00.B
es. codice tagliabile/e.g. cuttable code: ST751.A.00.B.TG



Tenditore alluminio Aluminium wardrobe adjusters

I TENDITORI DELLA SERIE ST760 SONO NORMALMENTE ASSEMBLATI AI PANNELLI EGGER.

CARATTERISTICHE FONDAMENTALI:
IL TENDITORE FA' CORPO UNICO IL PRIMO E IL SECONDO PANNELLO TRAMITE INCOLLAGGIO GARANTENDO LA PLANARITA'.
ASSENZA DI VITI.
OTTIMO ASPETTO ESTETICO.
COMPLETAMENTE INCASSATO FAVORISCE GLI IMBALLAGGI DEI PANNELLI IN LAVORAZIONE.

ST760 SERIES TENSIONERS ARE NORMALLY ASSEMBLED ON EGGER PANELS.

KEY FEATURES:
THE TENSIONER MAKES THE FIRST AND SECOND RING A SINGLE BODY THROUGH GLUING ENSURING FLATNESS.
NO SCREWS.
EXCELLENT AESTHETIC APPEARANCE.
FULLY RECESSED, IT HELPS PACKAGING OF PANELS IN PROCESS.

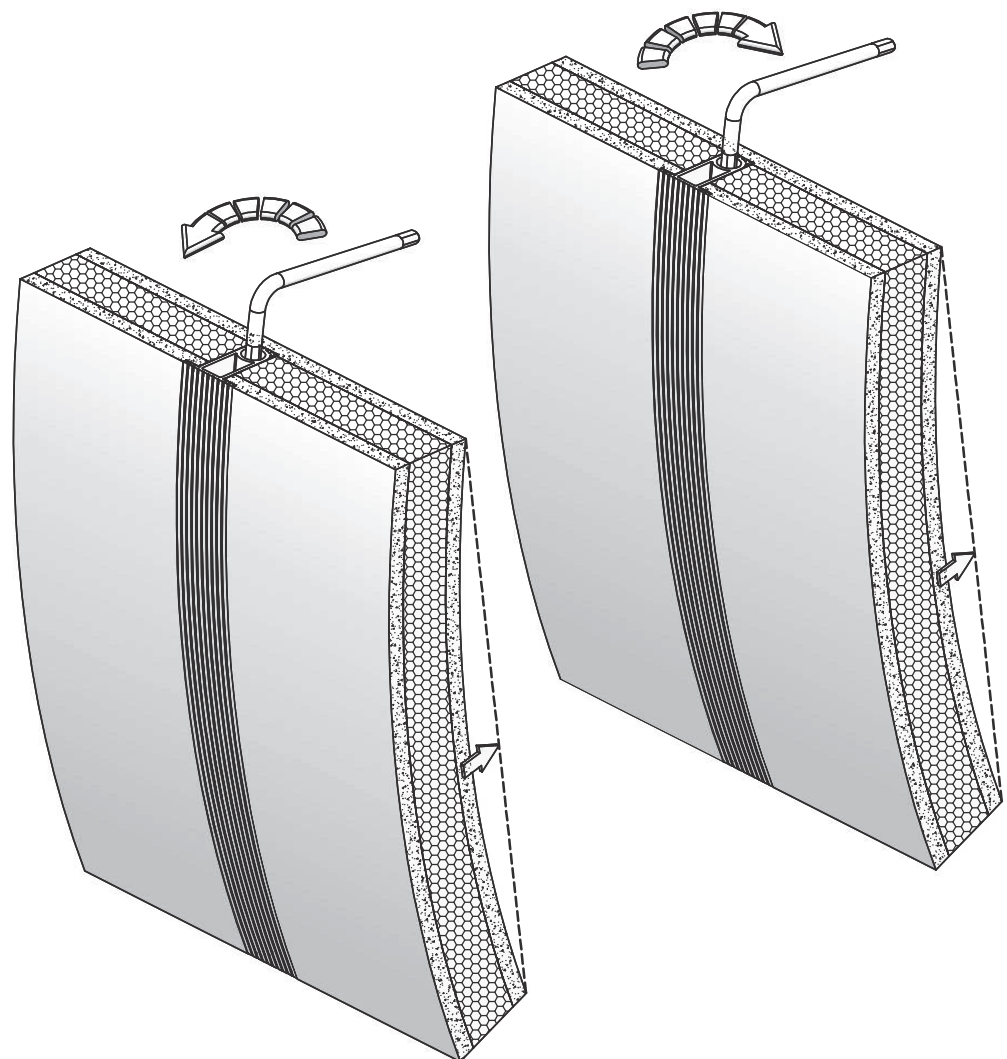
DISPONIBILI NELLE FINITURE:
GREZZO
ANODIZZATO NATURALE
ALTRE FINITURE A RICHIESTA

AVAILABLE FINISHING:
RAW
ANODIZED
OTHER FINISHING ON REQUEST



ACCESSORI
ACCESSORIES

Serie ST760 ST760 Series



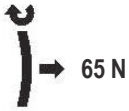


Tenditore alluminio tipo ST761 Aluminium wardrobe adjuster ST761 type

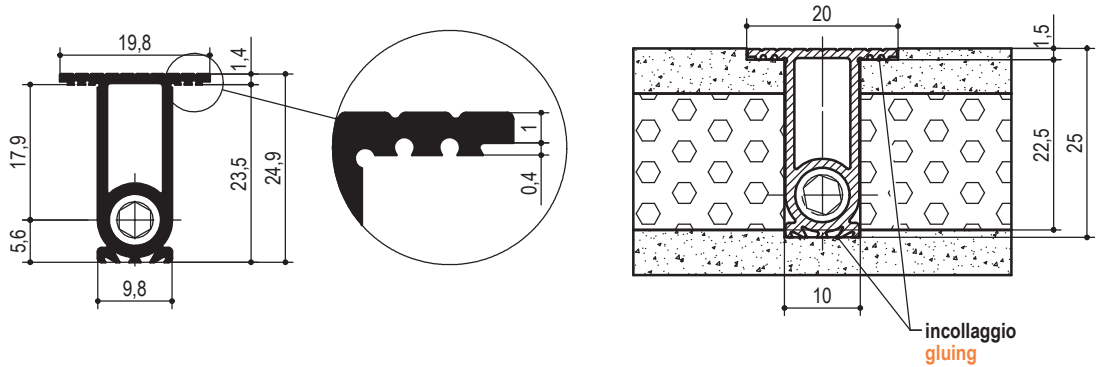
FISSAGGIO AD INCOLLAGGIO
FINITURA MILLERIGHE
DENSITA' LINEARE 840 g/m
LUNGHEZZA: MIN 1200 MAX 2800

FIXING BY GLUING
RIBBED FINISH.
LINEAR DENSITY 840 g/m
LENGTH: MIN 1200 MAX 2800

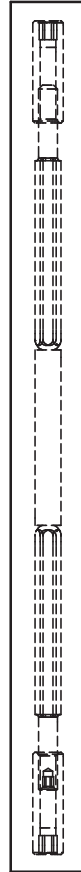
8 Nm



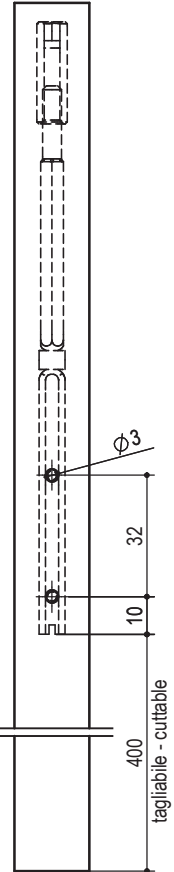
test lunghezza 2500
length test 2500



2 regolazioni - 2 adjustment



1 regolazione - 1 adjustment



tipo type	misura measure	finitura finishing	n° fori n° hole	tagliabile cuttable
ST761	A a richiesta on request	00 grezzo - crude 12 anodizzato ARC - anodised altre finiture a richiesta - other finishings on request	A = 6 B = 7 C = 8 D = 9	TG

es./e.g.: ST761.A.00

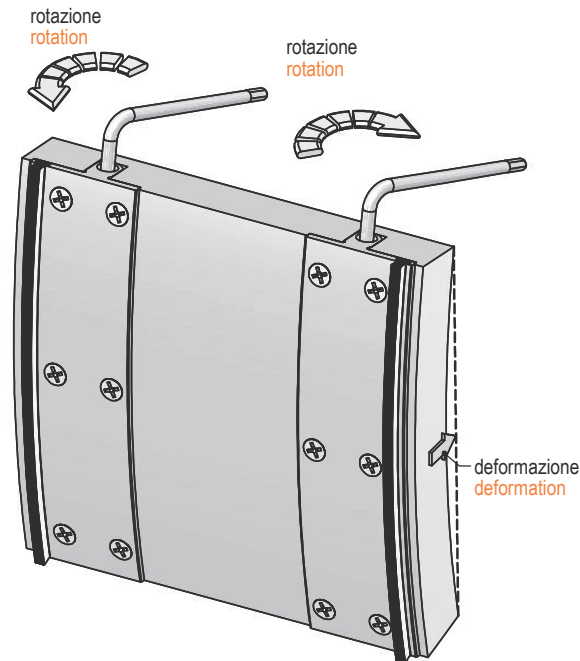
es. codice tagliabile/e.g. cuttable code: ST761.A.00.TG



Convenzione riconoscimento tenditori alluminio e profili dx-sx How to recognize left and right sides on the wardrobe adjusters

PER OTTENERE LO STESSO VERSO DI ROTAZIONE DELLE CHIAVI E DI CONSEGUENZA LO STESSO VERSO DI DEFORMAZIONE DEL PANNELLO OSSERVARE LE TACCHE DI RIFERIMENTO ESEGUITE SULL'ALLUMINIO CHE VANNO POSTE DALLA STESSA PARTE.

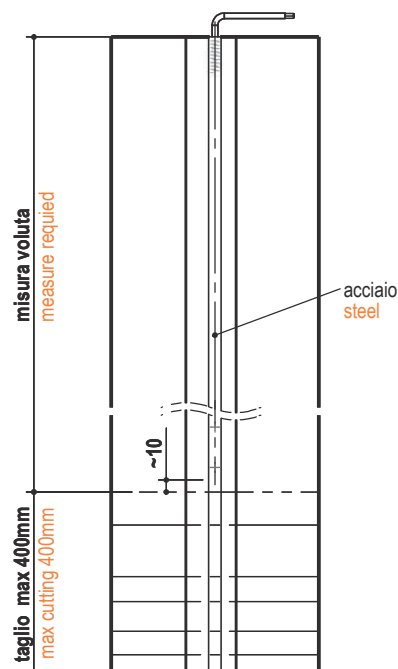
IN ORDER TO GET THE SAME KEY ROTATION, PLEASE SEE THE REFERRING GROOVES, WHICH MUST BE LOCATED IN THE SAME SIDE.

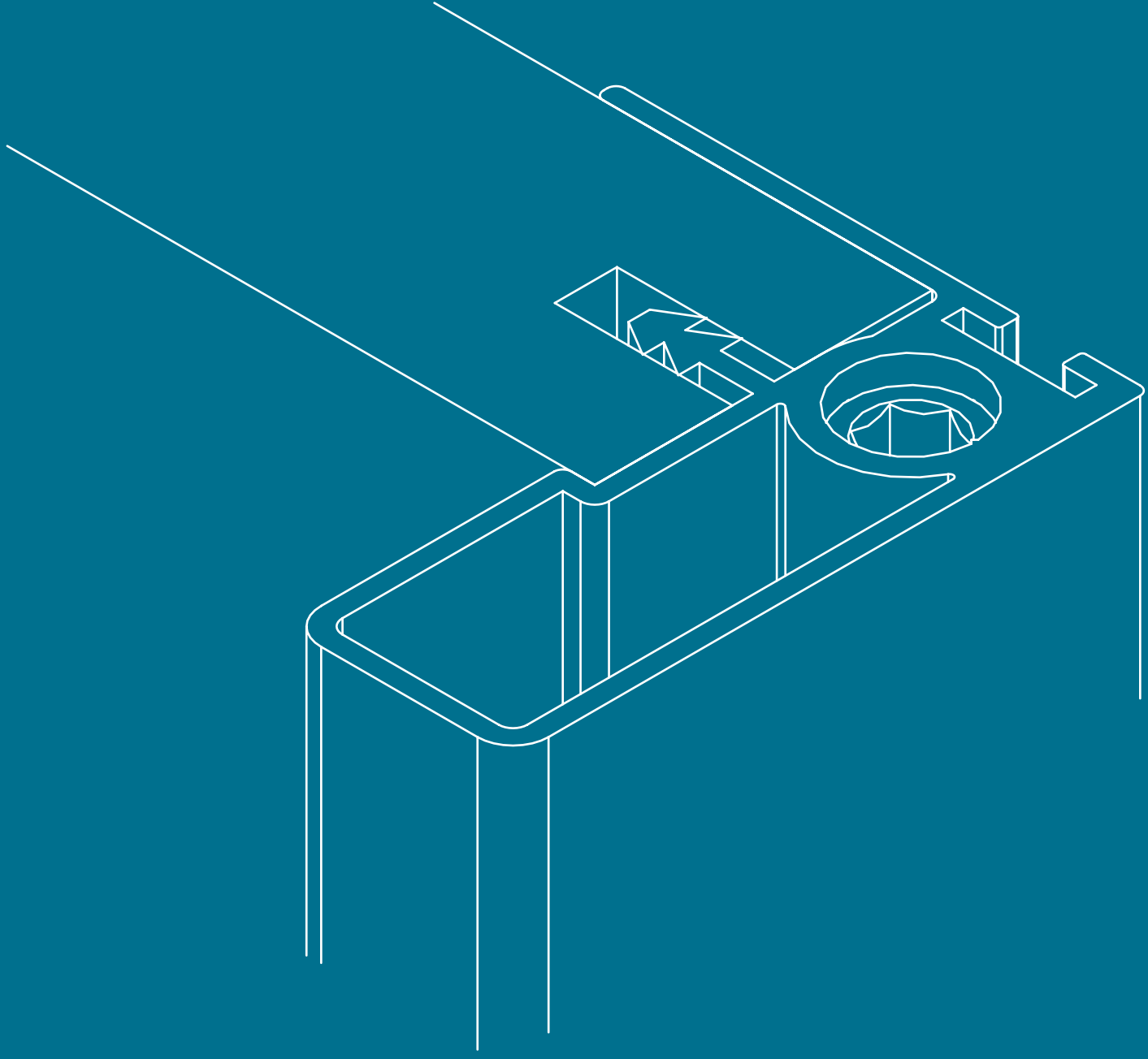


Taglio a misura tenditori di alluminio con una regolazione Single adjustment wardrobe adjusters-cutt. on measures

I TENDITORI DI ALLUMINIO CON UNA REGOLAZIONE SONO PREDISPOSTI PER IL TAGLIO DELLA SOLA PARTE INFERIORE COME INDICATO IN FIG 1. IL TAGLIO PUO' ESSERE ESEGUITO CON LAMA PER ALLUMINIO O LEGNO.

CUTTING PROCEDURES ONLY IN THE LOWER PART. THE CUT CAN BE DONE WITH BLADE FOR WOOD OR ALUMINIUM





ESTRUSI ALLUMINIO • EXTRUDED ALUMINIUM FRAME



Maniglie estruse in alluminio con tenditore integrato Aluminium handles with integrated adjuster

ESTRUSI IN ALLUMINIO PER
MANIGLIE E CONTROMANIGLIE CON
TENDITORE INTEGRATO.

CARATTERISTICHE FONDAMENTALI:
IL TENDITORE SI PUÒ REGOLARE
SIA SOPRA SIA SOTTO, SIA IN
TRAZIONE SIA IN COMPRESSIONE.
I PROFILI DI ALLUMINIO SONO
NORMALMENTE IMPIEGATI PER
ANTE SCORREVOLI E POSSONO
ESSERE REALIZZATI SU DISEGNO.

ALUMINIUM EXTRUSIONS FOR
HANDLES AND COUNTERHANDLES
WITH INTEGRATED TENSIONER.

KEY FEATURES:
THE TENSIONER CAN BE ADJUSTED
BOTH ABOVE AND BELOW, BOTH IN
TRACTION AND IN COMPRESSION.
ALUMINIUM PROFILES ARE
NORMALLY USED FOR SLIDING
DOORS AND CAN BE CUSTOM-
MADE

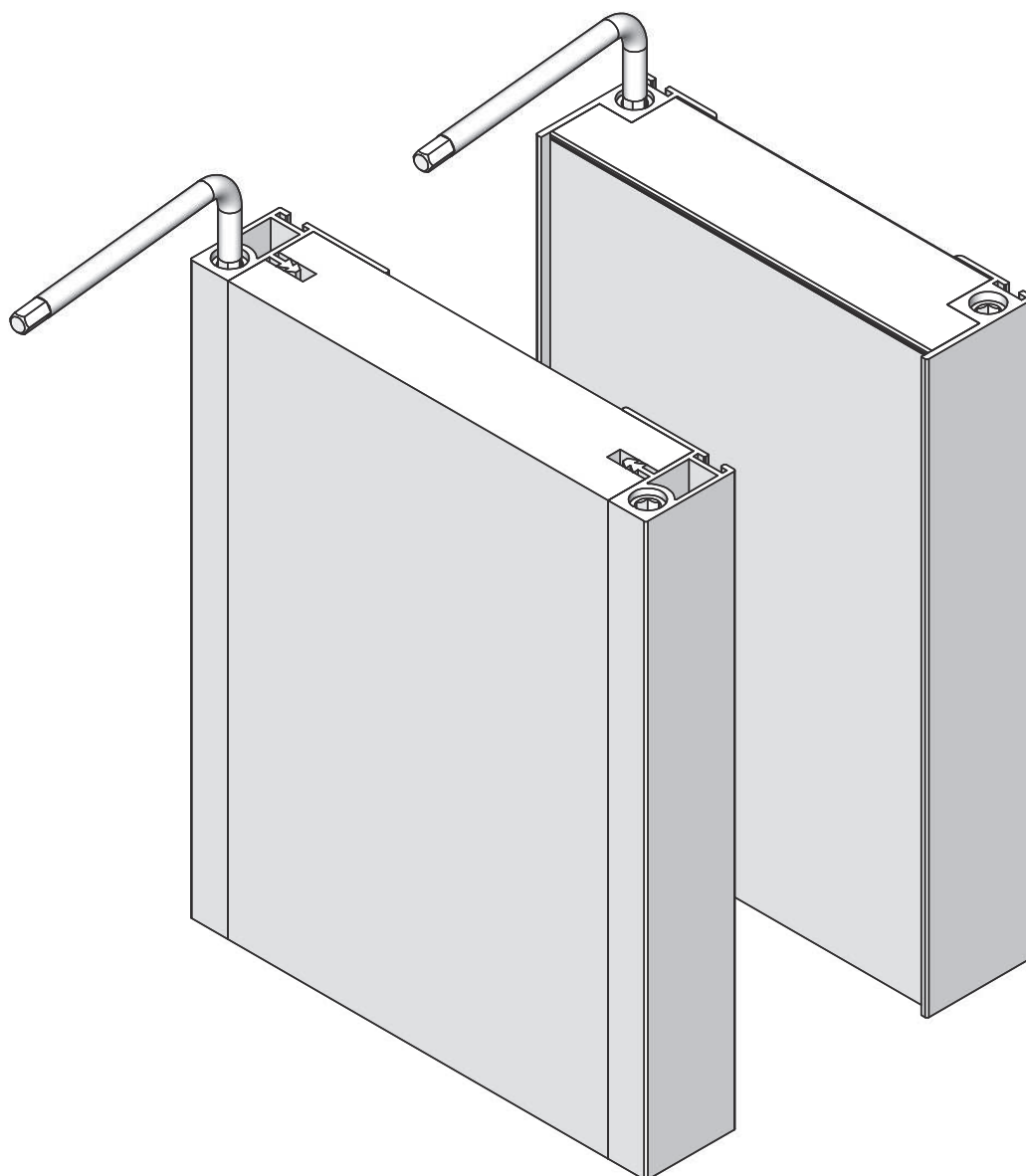
FINITURE A RICHIESTA :

ANODIZZATO NATURALE.
ANODIZZATO SATINATO.
FONDO PREVERNICIATURA
VERNICIATO BIANCO.
RIVESTITO CARTA.
RIVESTITO TRANCIATO LEGNO.

FINISHES ON REQUEST:

NATURAL ANODISED.
SATIN ANODISED.
PRE-PAINTED BASE
PAINTED WHITE.
PAPER COATED.
WOOD VENEER COATED.

Serie ST200 ST200 Series

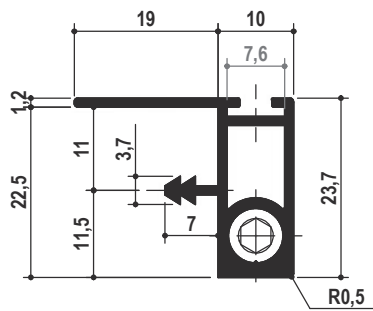




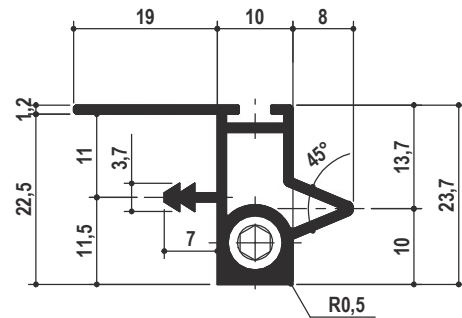
Maniglie estruse in alluminio con tenditore integrato ST200 Aluminium handles with integrated adjuster ST200

DENSITA' LINEARE
ST211 640 g/m, ST202 680 g/m
ST203 605 g/m, ST204 1290 g/m.
LUNGHEZZA: MIN. 1200 MAX. 2800

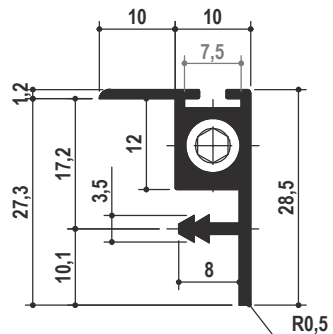
LINEAR DENSITY
ST211 640 g/m, ST202 680 g/m
ST203 605 g/m, ST204 1290 g/m
LENGTH : MIN. 1200 MAX. 2800



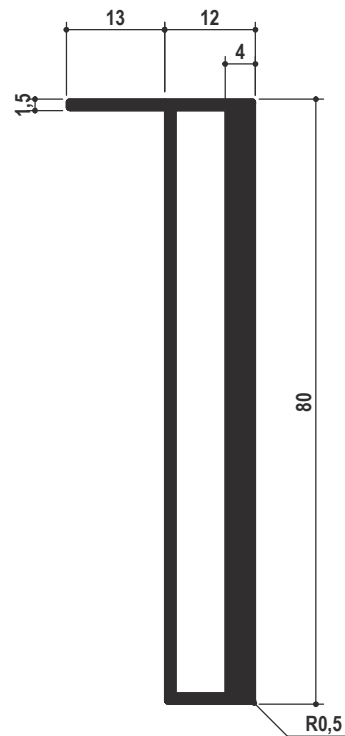
ST201



ST202



ST203



ST204

ACCESSORI PER ESTRUSI
ACCESSORIES FOR ALUMINUM





Maniglie estruse in alluminio con tenditore integrato Aluminium handles with integrated adjuster

ESTRUSI IN ALLUMINIO PER
MANIGLIE E CONTROMANIGLIE CON
TENDITORE INTEGRATO.

CARATTERISTICHE FONDAMENTALI:
IL TENDITORE SI PUÒ REGOLARE
SIA SOPRA SIA SOTTO, SIA IN
TRAZIONE SIA IN COMPRESSIONE.
I PROFILI DI ALLUMINIO SONO
NORMALMENTE IMPIEGATI PER
ANTE SCORREVOLI E POSSONO
ESSERE REALIZZATI SU DISEGNO.

ALUMINIUM EXTRUSIONS FOR
HANDLES AND COUNTERHANDLES
WITH INTEGRATED TENSIONER.

KEY FEATURES:
THE TENSIONER CAN BE ADJUSTED
BOTH ABOVE AND BELOW, BOTH IN
TRACTION AND IN COMPRESSION.
ALUMINIUM PROFILES ARE
NORMALLY USED FOR SLIDING
DOORS AND CAN BE CUSTOM-
MADE

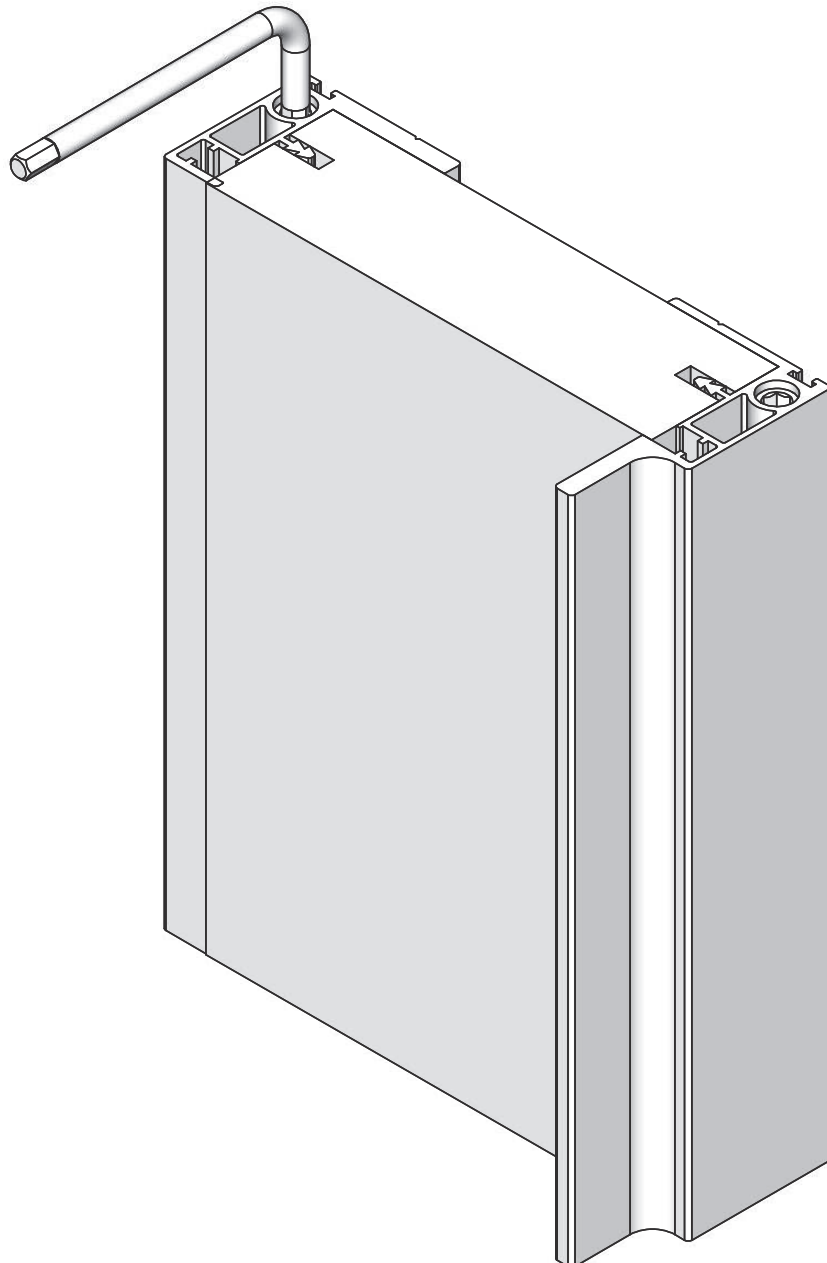
FINITURE A RICHIESTA :

ANODIZZATO NATURALE.
ANODIZZATO SATINATO.
FONDO PREVERNICIATURA
VERNICIATO BIANCO.
RIVESTITO CARTA.
RIVESTITO TRANCIATO LEGNO.

FINISHES ON REQUEST:

NATURAL ANODISED.
SATIN ANODISED.
PRE-PAINTED BASE
PAINTED WHITE.
PAPER COATED.
WOOD VENEER COATED.

Serie ST220 ST220 Series



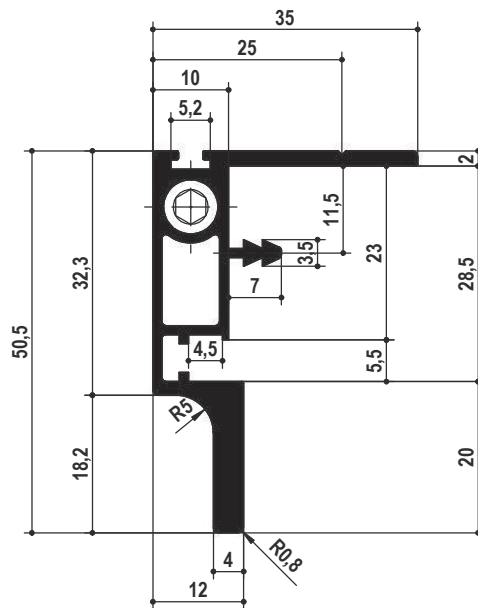


Maniglie estruse in alluminio con tenditore integrato ST220 Aluminium handles with integrated adjuster ST220

DENSITA' LINEARE
ST221 1010 g/m, ST222 805 g/m
LUNGHEZZA: MIN 1200 MAX 2800

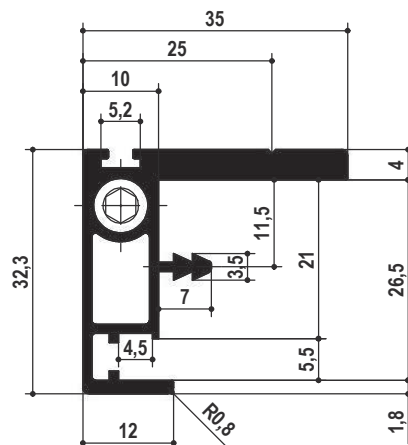
LINEAR DENSITY
ST221 1010 g/m, ST222 805 g/m
LENGTH : MIN. 1200 MAX. 2800

ST221



ACCESSORI PER ESTRUSI
ACCESSORIES FOR ALUMINUM

ST222





Maniglie estruse in alluminio con tenditore integrato Aluminium handles with integrated adjuster

ESTRUSI IN ALLUMINIO PER
MANIGLIE E CONTROMANIGLIE CON
TENDITORE INTEGRATO.

CARATTERISTICHE FONDAMENTALI:
IL TENDITORE SI PUÒ REGOLARE
SIA SOPRA SIA SOTTO, SIA IN
TRAZIONE SIA IN COMPRESSIONE.
I PROFILI DI ALLUMINIO SONO
NORMALMENTE IMPIEGATI PER
ANTE SCORREVOLI E POSSONO
ESSERE REALIZZATI SU DISEGNO.

ALUMINIUM EXTRUSIONS FOR
HANDLES AND COUNTERHANDLES
WITH INTEGRATED TENSIONER.

KEY FEATURES:
THE TENSIONER CAN BE ADJUSTED
BOTH ABOVE AND BELOW, BOTH IN
TRACTION AND IN COMPRESSION.
ALUMINIUM PROFILES ARE
NORMALLY USED FOR SLIDING
DOORS AND CAN BE CUSTOM-
MADE

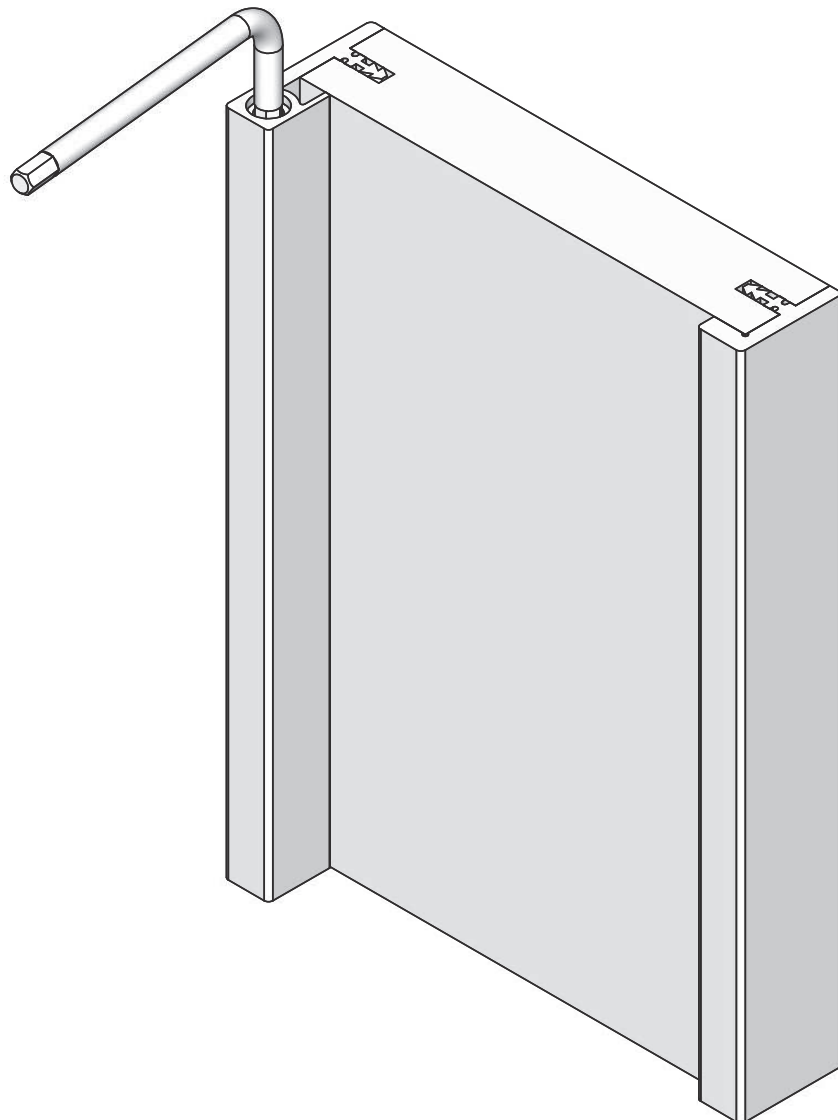
FINITURE A RICHIESTA :

ANODIZZATO NATURALE.
ANODIZZATO SATINATO.
FONDO PREVERNICIATURA
VERNICIATO BIANCO.
RIVESTITO CARTA.
RIVESTITO TRANCIATO LEGNO.

FINISHES ON REQUEST:

NATURAL ANODISED.
SATIN ANODISED.
PRE-PAINTED BASE
PAINTED WHITE.
PAPER COATED.
WOOD VENEER COATED.

Serie ST230 ST230 Series



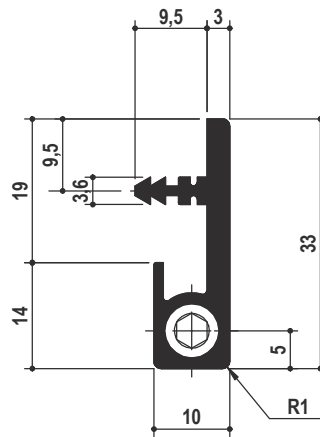


Maniglie estruse in alluminio con tenditore integrato ST230 Aluminium handles with integrated adjuster ST230

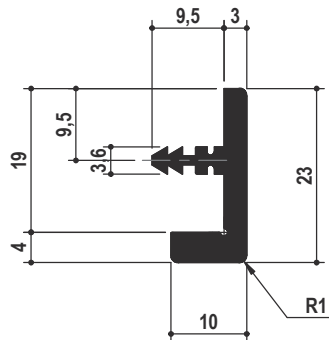
DENSITA' LINEARE
ST231 670 g/m , ST232 580 g/m
LUNGHEZZA: MIN 1200 MAX 2800

LINEAR DENSITY
ST231 670 g/m , ST232 580 g/m
LENGTH : MIN. 1200 MAX. 2800

ST231



ST232





Maniglie estruse in alluminio con tenditore integrato Aluminium handles with integrated adjuster

ESTRUSI IN ALLUMINIO PER
MANIGLIE E CONTROMANIGLIE CON
TENDITORE INTEGRATO.

CARATTERISTICHE FONDAMENTALI:
IL TENDITORE SI PUÒ REGOLARE
SIA SOPRA SIA SOTTO, SIA IN
TRAZIONE SIA IN COMPRESSIONE.
I PROFILI DI ALLUMINIO SONO
NORMALMENTE IMPIEGATI PER
ANTE SCORREVOLI E POSSONO
ESSERE REALIZZATI SU DISEGNO.

ALUMINIUM EXTRUSIONS FOR
HANDLES AND COUNTERHANDLES
WITH INTEGRATED TENSIONER.

KEY FEATURES:
THE TENSIONER CAN BE ADJUSTED
BOTH ABOVE AND BELOW, BOTH IN
TRACTION AND IN COMPRESSION.
ALUMINIUM PROFILES ARE
NORMALLY USED FOR SLIDING
DOORS AND CAN BE CUSTOM-
MADE

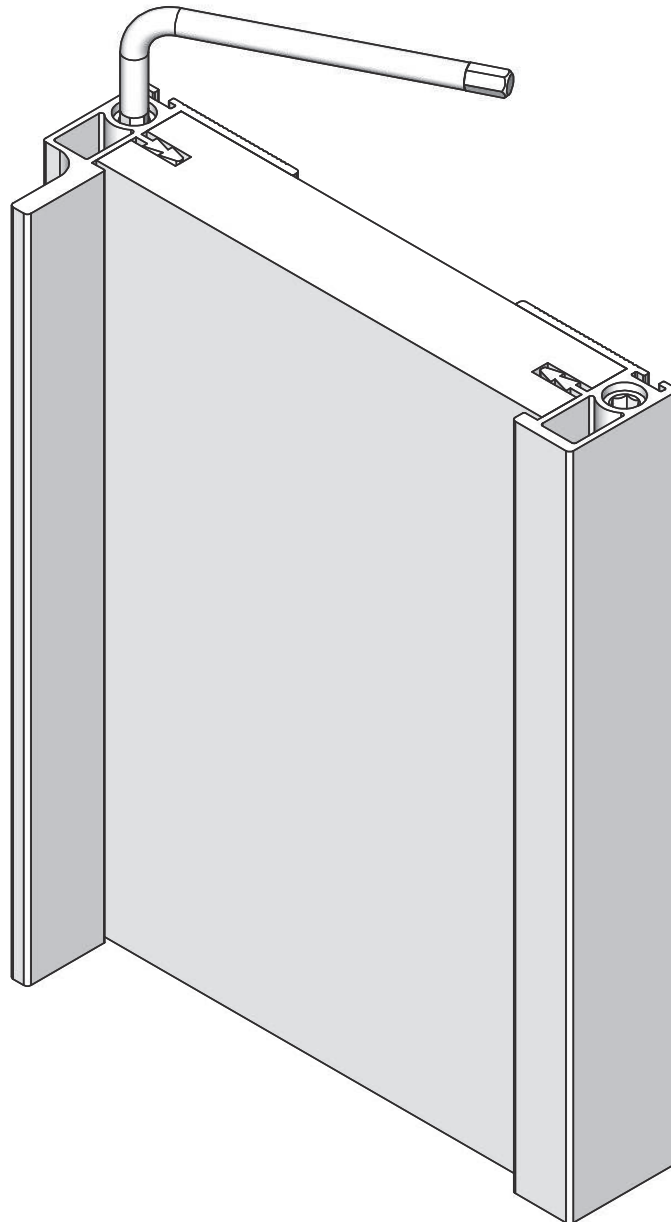
FINITURE A RICHIESTA :

ANODIZZATO NATURALE.
ANODIZZATO SATINATO.
FONDO PREVERNICIATURA
VERNICIATO BIANCO.
RIVESTITO CARTA.
RIVESTITO TRANCIATO LEGNO.

FINISHES ON REQUEST:

NATURAL ANODISED.
SATIN ANODISED.
PRE-PAINTED BASE
PAINTED WHITE.
PAPER COATED.
WOOD VENEER COATED.

Serie ST240 ST240 Series

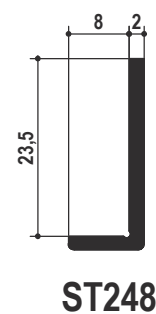
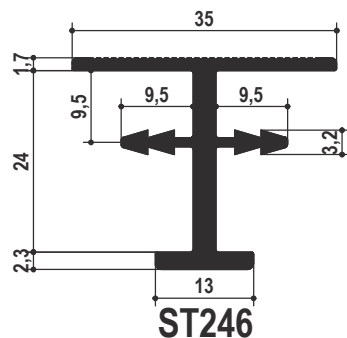
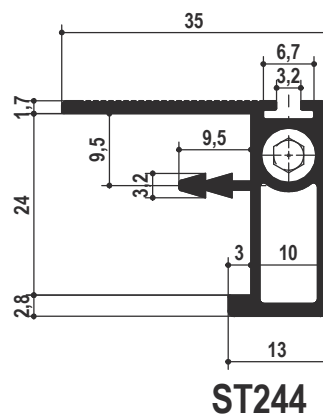
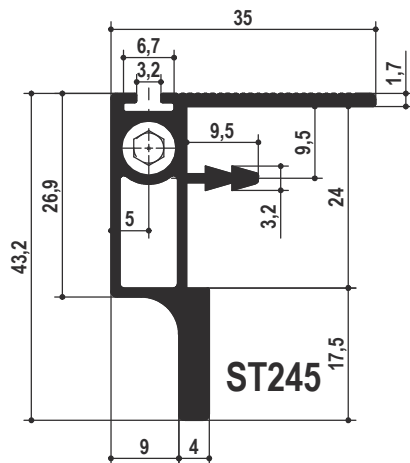
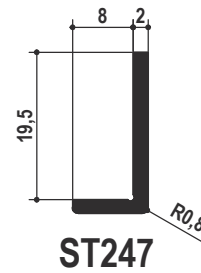
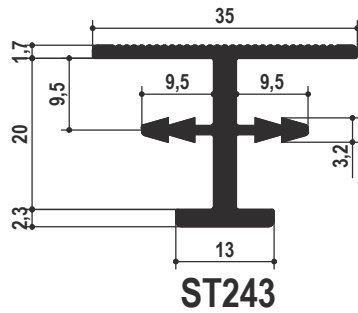
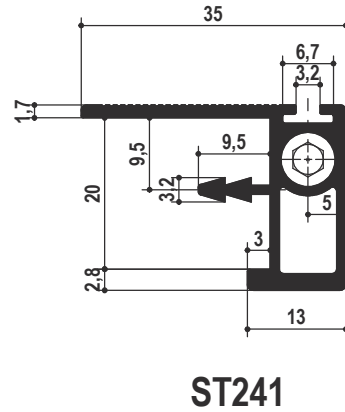
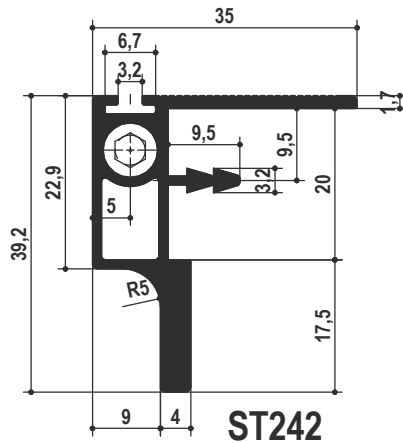




Maniglie estrarre in alluminio con tenditore integrato ST240 Aluminium handles with integrated adjuster ST240

DENSITA' LINEARE
ST241 480 g/m , ST242 630 g/m
ST243 500 g/m , ST244 500 g/m
ST245 655 g/m , ST246 530 g/m
ST247 155 g/m , ST248 175 g/m
LUNGHEZZA: MIN 1200 MAX 2800

LINEAR DENSITY
ST241 480 g/m , ST242 630 g/m
ST243 500 g/m , ST244 500 g/m
ST245 655 g/m , ST246 530 g/m
ST247 155 g/m , ST248 175 g/m
LENGTH : MIN. 1200 MAX. 2800





Maniglie estrarre in alluminio con tenditore integrato Aluminium handles with integrated adjuster

ESTRUSI IN ALLUMINIO PER
MANIGLIE E CONTROMANIGLIE CON
TENDITORE INTEGRATO.

CARATTERISTICHE FONDAMENTALI:
IL TENDITORE SI PUÒ REGOLARE
SIA SOPRA SIA SOTTO, SIA IN
TRAZIONE SIA IN COMPRESSIONE.
I PROFILI DI ALLUMINIO SONO
NORMALMENTE IMPIEGATI PER
ANTE SCORREVOLI E POSSONO
ESSERE REALIZZATI SU DISEGNO.

ALUMINIUM EXTRUSIONS FOR
HANDLES AND COUNTERHANDLES
WITH INTEGRATED TENSIONER.

KEY FEATURES:
THE TENSIONER CAN BE ADJUSTED
BOTH ABOVE AND BELOW, BOTH IN
TRACTION AND IN COMPRESSION.
ALUMINIUM PROFILES ARE
NORMALLY USED FOR SLIDING
DOORS AND CAN BE CUSTOM-
MADE

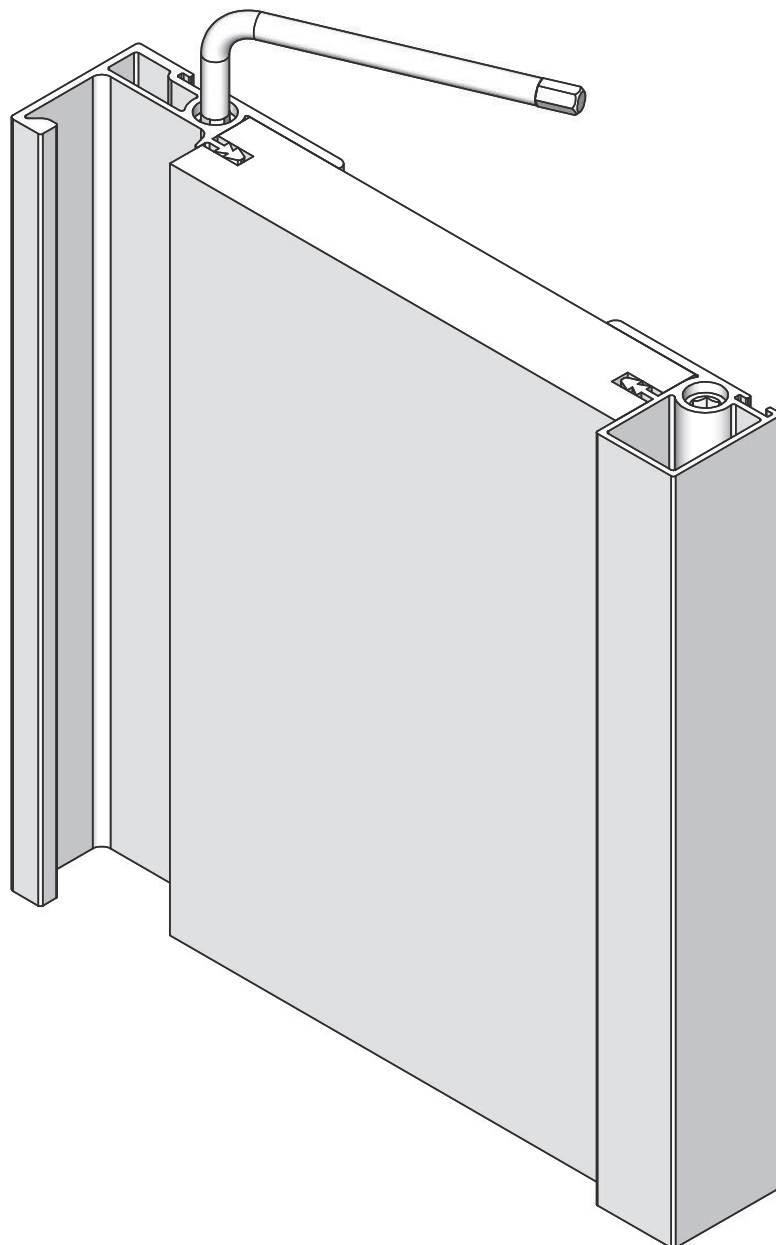
FINITURE A RICHIESTA :

ANODIZZATO NATURALE.
ANODIZZATO SATINATO.
FONDO PREVERNICIATURA
VERNICIATO BIANCO.
RIVESTITO CARTA.
RIVESTITO TRANCIATO LEGNO.

FINISHES ON REQUEST:

NATURAL ANODISED.
SATIN ANODISED.
PRE-PAINTED BASE
PAINTED WHITE.
PAPER COATED.
WOOD VENEER COATED.

Serie ST250 ST250 Series



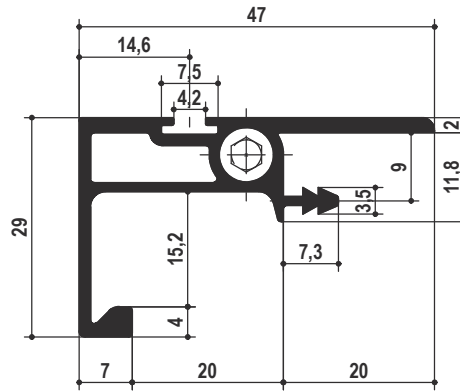


Maniglie estrarre in alluminio con tenditore integrato ST250 Aluminium handles with integrated adjuster ST250

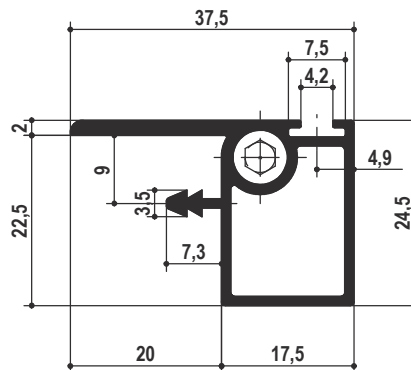
DENSITA' LINEARE
ST251 605 g/m , ST252 480 g/m
LUNGHEZZA: MIN 1200 MAX 2800

LINEAR DENSITY
ST251 605 g/m , ST252 480 g/m
LENGTH : MIN. 1200 MAX. 2800

ST251



ST252





Maniglie estruse in alluminio con tenditore integrato Aluminium handles with integrated adjuster

ESTRUSI IN ALLUMINIO PER
MANIGLIE E CONTROMANIGLIE CON
TENDITORE INTEGRATO.

CARATTERISTICHE FONDAMENTALI:
IL TENDITORE SI PUÒ REGOLARE
SIA SOPRA SIA SOTTO, SIA IN
TRAZIONE SIA IN COMPRESSIONE.
I PROFILI DI ALLUMINIO SONO
NORMALMENTE IMPIEGATI PER
ANTE SCORREVOLI E POSSONO
ESSERE REALIZZATI SU DISEGNO.

ALUMINIUM EXTRUSIONS FOR
HANDLES AND COUNTERHANDLES
WITH INTEGRATED TENSIONER.

KEY FEATURES:
THE TENSIONER CAN BE ADJUSTED
BOTH ABOVE AND BELOW, BOTH IN
TRACTION AND IN COMPRESSION.
ALUMINIUM PROFILES ARE
NORMALLY USED FOR SLIDING
DOORS AND CAN BE CUSTOM-
MADE

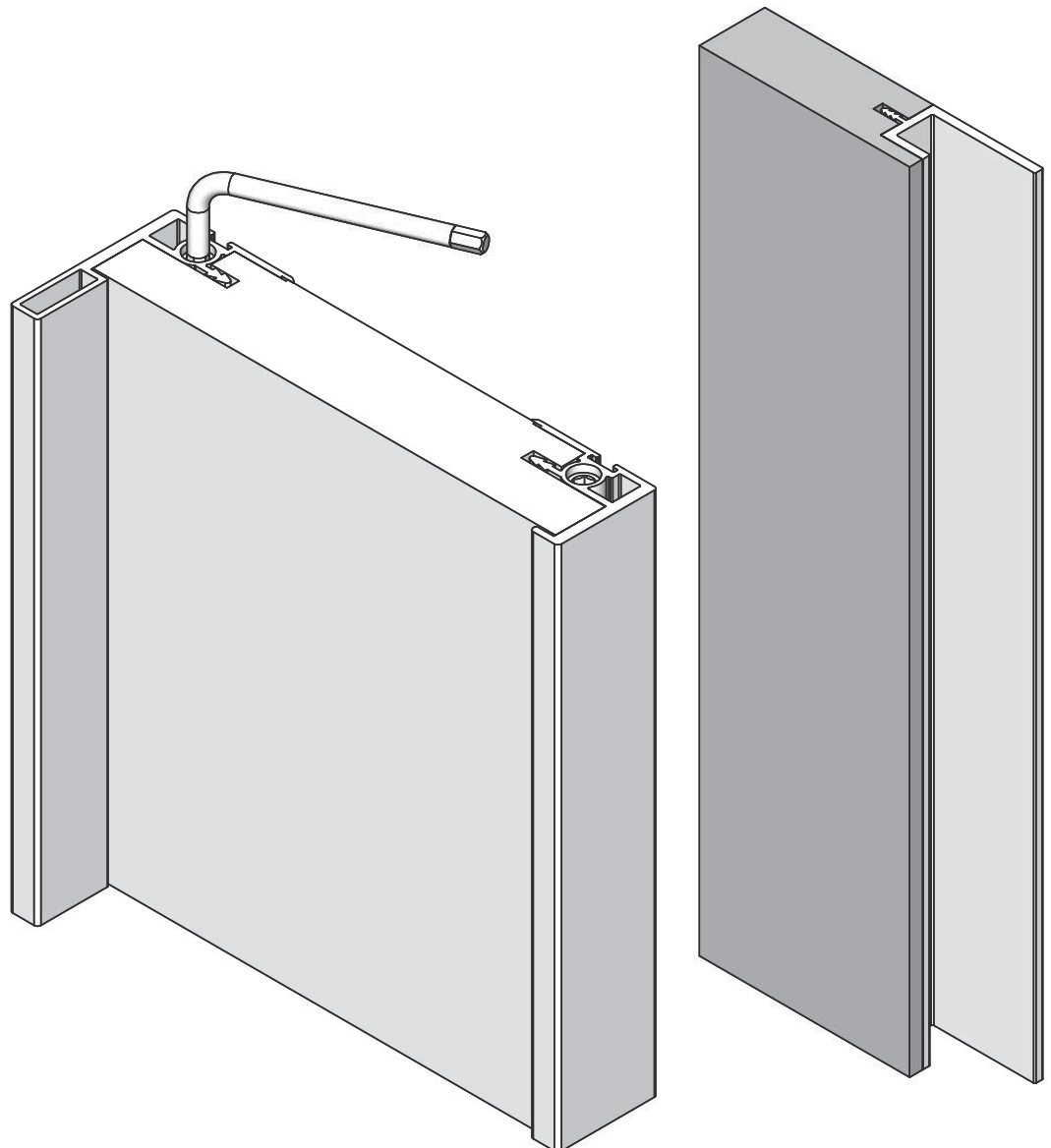
FINITURE A RICHIESTA :

ANODIZZATO NATURALE.
ANODIZZATO SATINATO.
FONDO PREVERNICIATURA
VERNICIATO BIANCO.
RIVESTITO CARTA.
RIVESTITO TRINCIATO LEGNO.

FINISHES ON REQUEST:

NATURAL ANODISED.
SATIN ANODISED.
PRE-PAINTED BASE
PAINTED WHITE.
PAPER COATED.
WOOD VENEER COATED.

Serie ST260 ST260 Series



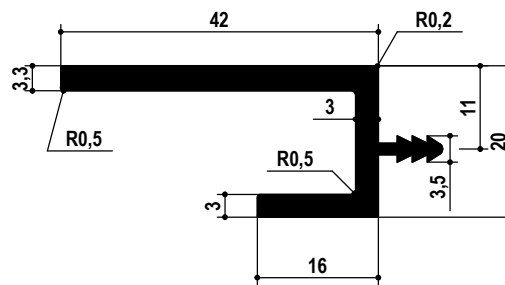


Maniglie estruse in alluminio con tenditore integrato ST260 Aluminium handles with integrated adjuster ST260

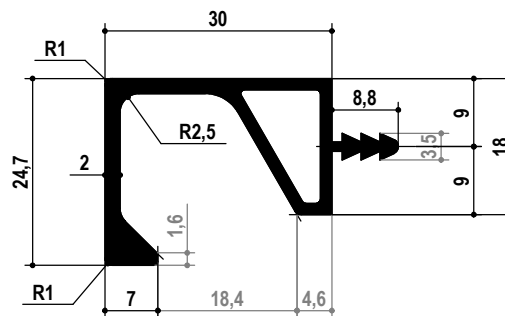
DENSITA' LINEARE
ST251 605 g/m , ST252 480 g/m
LUNGHEZZA: MIN 1200 MAX 2800

LINEAR DENSITY
ST251 605 g/m , ST252 480 g/m
LENGTH : MIN. 1200 MAX. 2800

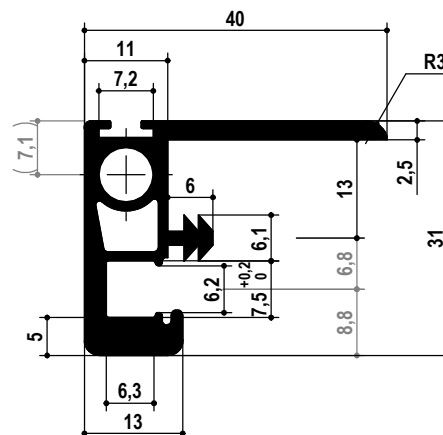
ST261



ST264



ST271





Maniglie estruse in alluminio con tenditore integrato Aluminium handles with integrated adjuster

ESTRUSI IN ALLUMINIO PER
MANIGLIE E CONTROMANIGLIE CON
TENDITORE INTEGRATO.

CARATTERISTICHE FONDAMENTALI:
IL TENDITORE SI PUÒ REGOLARE
SIA SOPRA SIA SOTTO, SIA IN
TRAZIONE SIA IN COMPRESSIONE.
I PROFILI DI ALLUMINIO SONO
NORMALMENTE IMPIEGATI PER
ANTE SCORREVOLI E POSSONO
ESSERE REALIZZATI SU DISEGNO.

ALUMINIUM EXTRUSIONS FOR
HANDLES AND COUNTERHANDLES
WITH INTEGRATED TENSIONER.

KEY FEATURES:
THE TENSIONER CAN BE ADJUSTED
BOTH ABOVE AND BELOW, BOTH IN
TRACTION AND IN COMPRESSION.
ALUMINIUM PROFILES ARE
NORMALLY USED FOR SLIDING
DOORS AND CAN BE CUSTOM-
MADE

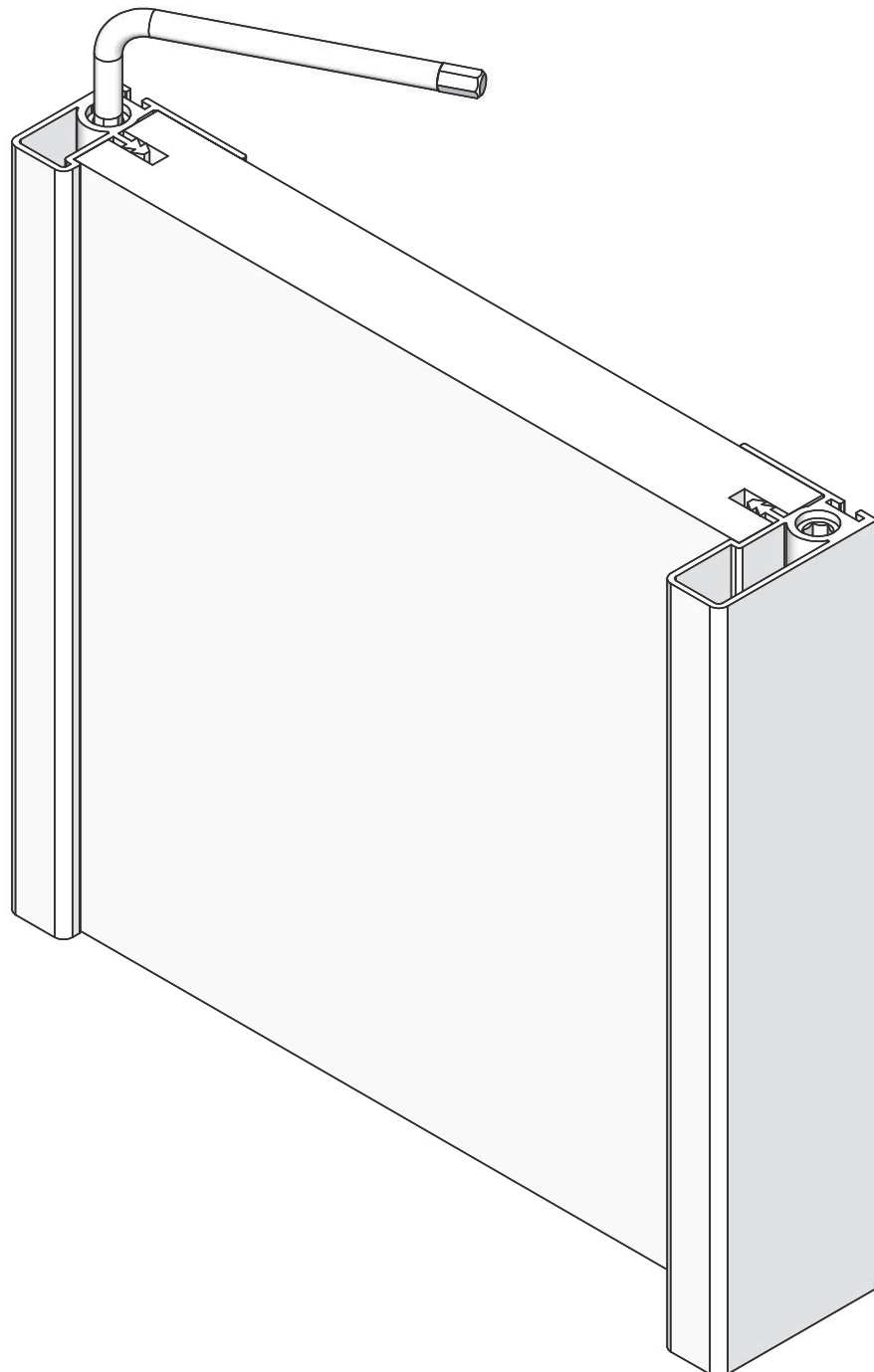
FINITURE A RICHIESTA:

ANODIZZATO NATURALE.
ANODIZZATO SATINATO.
FONDO PREVERNICIATURA
VERNICIATO BIANCO.
RIVESTITO CARTA.
RIVESTITO TRANCIATO LEGNO.

FINISHES ON REQUEST:

NATURAL ANODISED.
SATIN ANODISED.
PRE-PAINTED BASE
PAINTED WHITE.
PAPER COATED.
WOOD VENEER COATED.

Serie ST400 ST400 Series

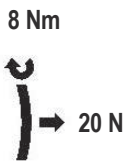




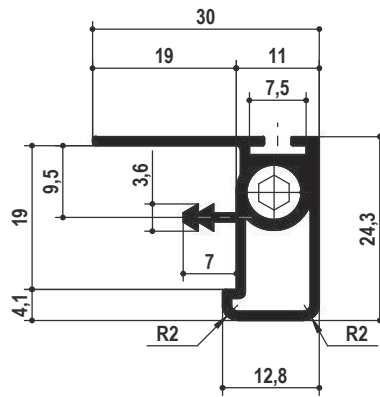
Maniglie estrarre in alluminio con tenditore integrato ST400 Aluminium handles with integrated adjuster ST400

DENSITA' LINEARE
ST401 670 g/m, ST402 740 g/m
ST403 90 g/m, ST404 360 g/m
LUNGHEZZA: MIN 1200 MAX 2800

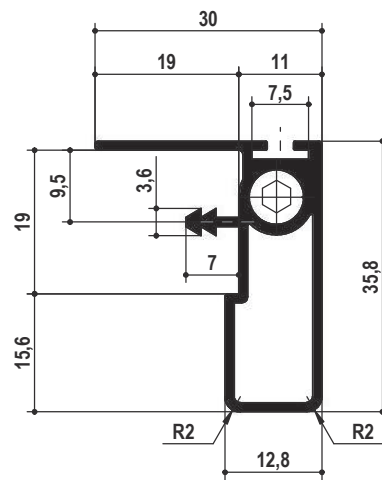
LINEAR DENSITY
ST401 670 g/m, ST402 740 g/m
ST403 90 g/m, ST404 360 g/m
LENGTH : MIN. 1200 MAX. 2800



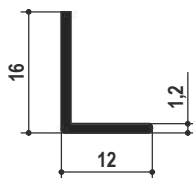
test ST402 lunghezza 2590
ST 402 length test 2590



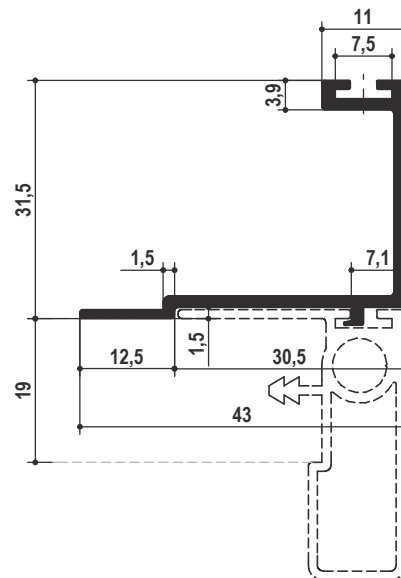
ST401



ST402



ST403



ST404

ACCESSORI PER ESTRUSI
ACCESSORIES FOR ALUMINUM





Maniglie estruse in alluminio con tenditore integrato Aluminium handles with integrated adjuster

ESTRUSI IN ALLUMINIO PER
MANIGLIE E CONTROMANIGLIE CON
TENDITORE INTEGRATO.

CARATTERISTICHE FONDAMENTALI:
IL TENDITORE SI PUÒ REGOLARE
SIA SOPRA SIA SOTTO, SIA IN
TRAZIONE SIA IN COMPRESSIONE.
I PROFILI DI ALLUMINIO SONO
NORMALMENTE IMPIEGATI PER
ANTE SCORREVOLI E POSSONO
ESSERE REALIZZATI SU DISEGNO.

ALUMINIUM EXTRUSIONS FOR
HANDLES AND COUNTERHANDLES
WITH INTEGRATED TENSIONER.

KEY FEATURES:
THE TENSIONER CAN BE ADJUSTED
BOTH ABOVE AND BELOW, BOTH IN
TRACTION AND IN COMPRESSION.
ALUMINIUM PROFILES ARE
NORMALLY USED FOR SLIDING
DOORS AND CAN BE CUSTOM-
MADE

FINITURE A RICHIESTA:

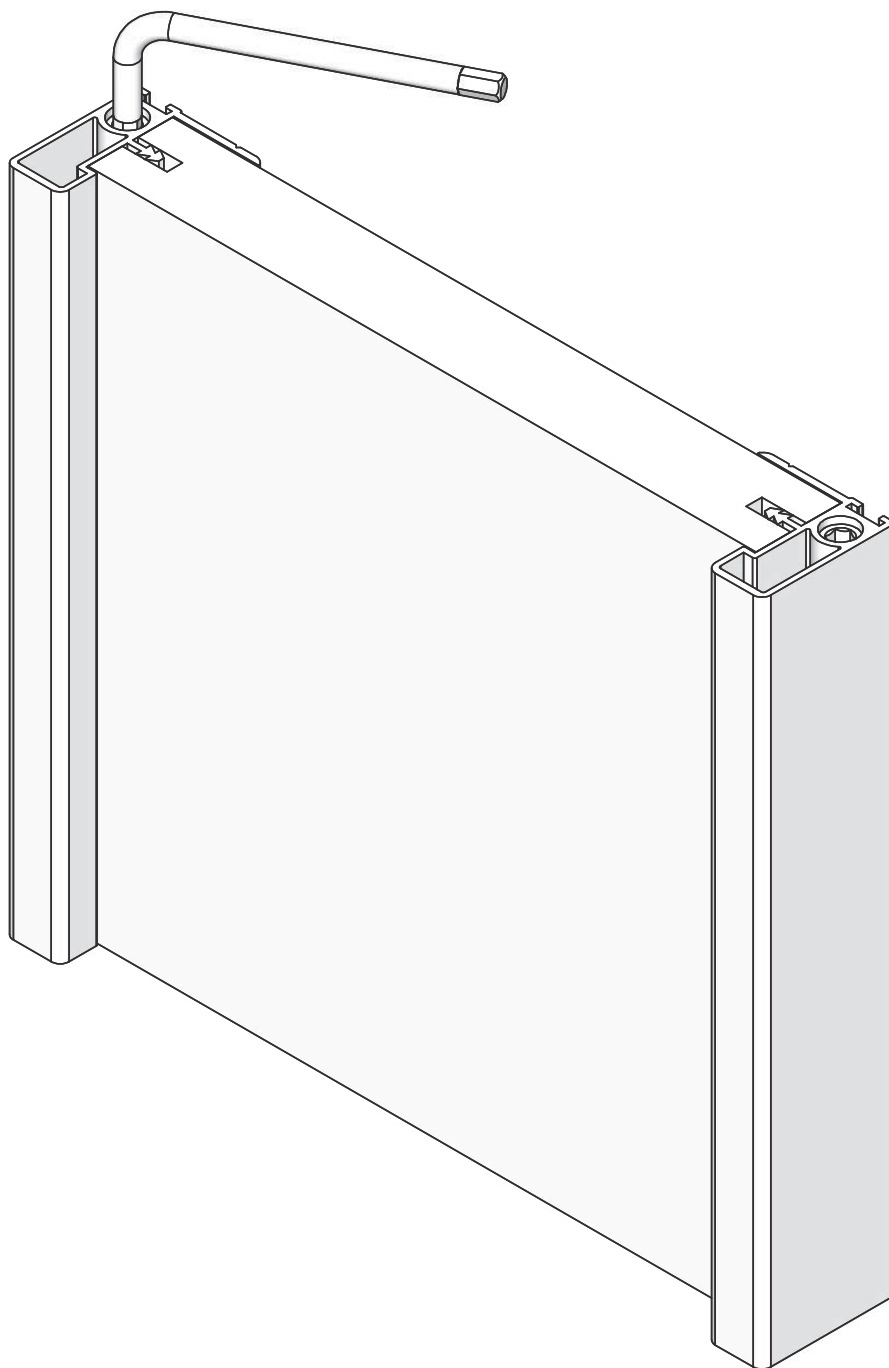
ANODIZZATO NATURALE.
ANODIZZATO SATINATO.
FONDO PREVERNICIATURA
VERNICIATO BIANCO.
RIVESTITO CARTA.
RIVESTITO TRANCIATO LEGNO.

FINISHES ON REQUEST:

NATURAL ANODISED.
SATIN ANODISED.
PRE-PAINTED BASE
PAINTED WHITE.
PAPER COATED.
WOOD VENEER COATED.

Serie ST410 ST420

ST410 ST420 Series





Maniglie estruse in alluminio con tenditore integrato ST410 ST420

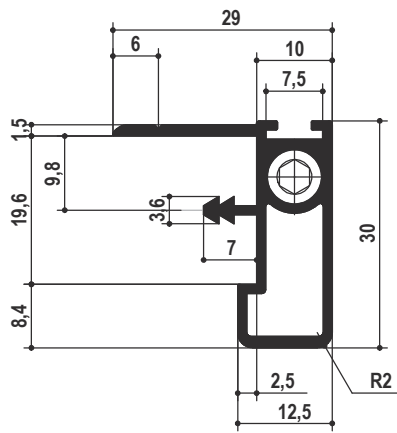
Aluminium handles with integrated adjuster ST410 ST420

DENSITA' LINEARE
ST411 700 g/m , ST412 750 g/m
LUNGHEZZA: MIN 1200 MAX 2800

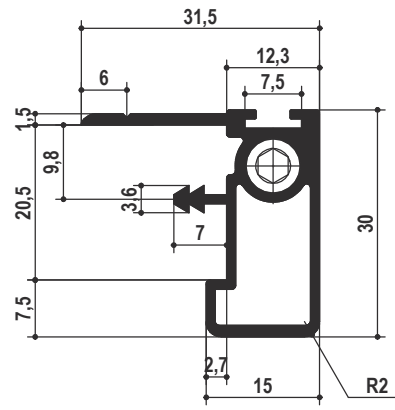
LINEAR DENSITY
ST411 700 g/m , ST412 750 g/m
LENGTH : MIN. 1200 MAX. 2800



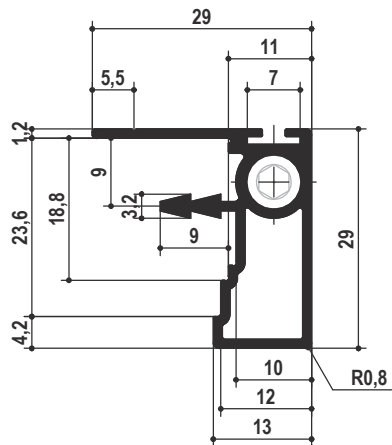
test ST411 lunghezza 2490
ST 411 length test 2490



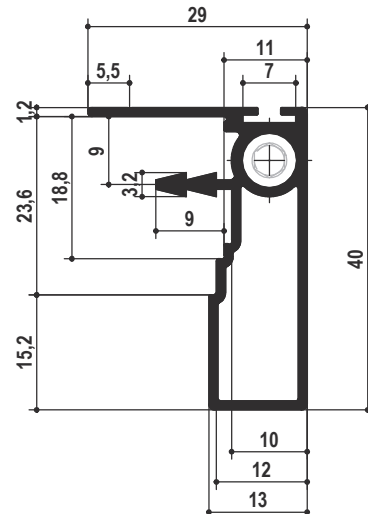
ST411



ST412



ST421



ST422

ACCESSORI PER ESTRUSI
ACCESSORIES FOR ALUMINUM





Anta composta da estrusi alluminio con tenditore integrato Door made of aluminium with interated adjuster

SISTEMA DI PROFILI IN ALLUMINIO PER ANTE.
TALE SISTEMA E' COMPOSTO DA PROFILI CON TENDITORI INTEGRATI REGOLABILI CHE PERMETTONO LA MESSA A PUNTO DELLA PALNARITA' DELL'ANTA.

CARATTERISTICHE FONDAMENTALI:
TALE SISTEMA MODULARE PREVEDE LA POSSIBILITA' DI AVERE PIU' COMBINAZIONI.
L'ASSEMBLAGGIO DELL' ANTA E' REALIZZATO CON I RELATIVI ACCESSORI.

ALUMINIUM PROFILE SYSTEMS FOR DOORS.
THIS SYSTEM IS COMPOSED OF PROFILES WITH INTEGRATED ADJUSTABLE TENSIONERS THAT ALLOW FINE TUNING OF THE DOOR FLATNESS.

KEY FEATURES:
THIS MODULAR SYSTEM PROVIDES FOR THE POSSIBILITY OF HAVING SEVERAL COMBINATIONS.
THE DOOR ASSEMBLY IS MADE WITH THE RELEVANT ACCESSORIES.

FINITURE A RICHIESTA:

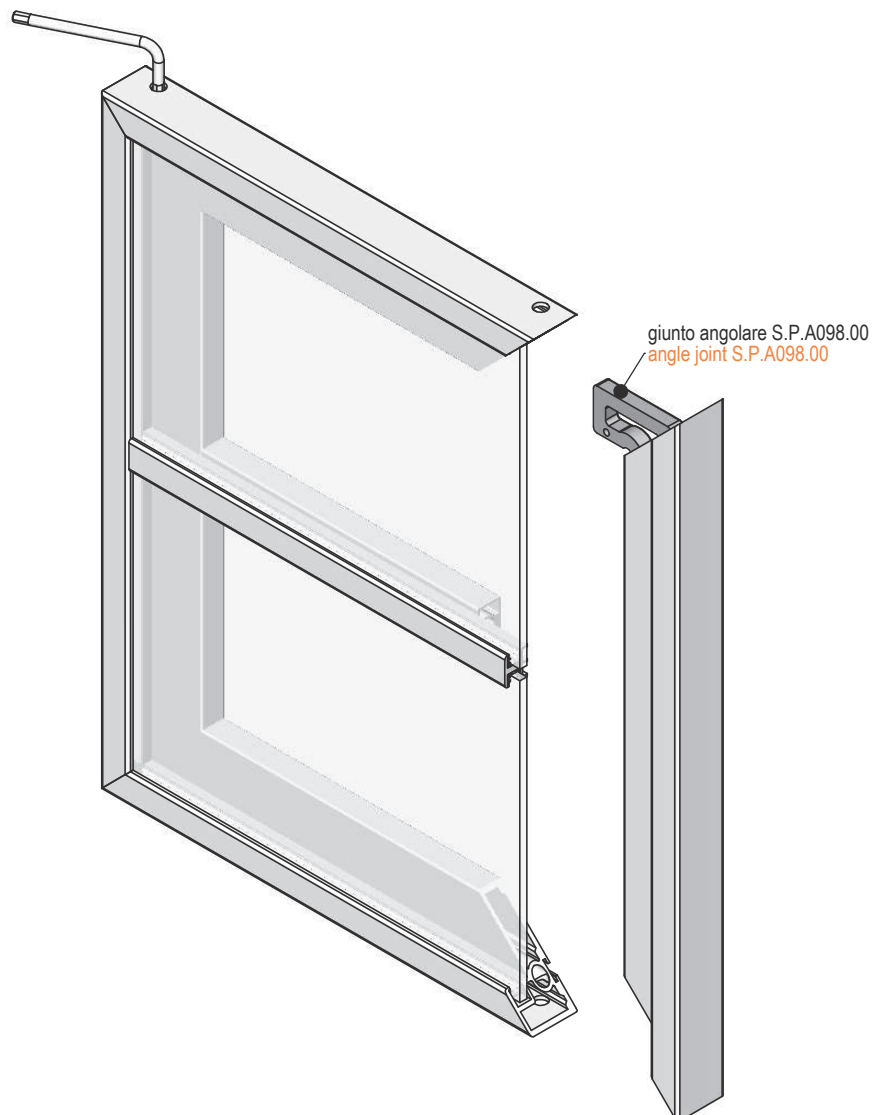
ANODIZZATO NATURALE.
ANODIZZATO SATINATO.
FONDO PREVERNICIATURA
VERNICIATO BIANCO.
RIVESTITO CARTA.
RIVESTITO TRANCIATO LEGNO.

FINISHES ON REQUEST:

NATURAL ANODISED.
SATIN ANODISED.
PRE-PAINTED BASE
PAINTED WHITE.
PAPER COATED.
WOOD VENEER COATED.

Serie ST510

ST510 Series



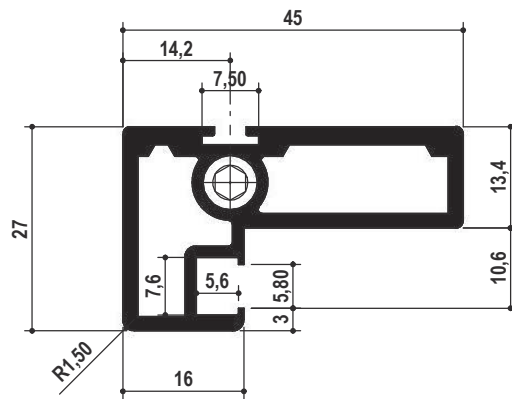


Sistema di profili in alluminio per ante con tenditore serie ST510 Aluminium profile systems for doors with ST510 integrated adjuster

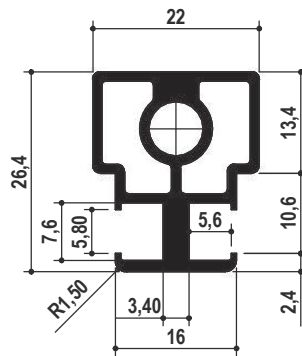
DENSITA' LINEARE
ST511 1160 g/m ST513 500 g/m
LUNGHEZZA: MIN 1200 MAX 2800

LINEAR DENSITY
ST511 1160 g/m ST513 500 g/m
LENGTH : MIN. 1200 MAX. 2800

ST511



ST513



ACCESSORI PER ESTRUSI
ACCESSORIES FOR ALUMINUM



Anta composta da estrusi alluminio Door made of aluminium extrusions

SISTEMA DI PROFILI IN ALLUMINIO
PER ANTE .

CARATTERISTICHE FONDAMENTALI:
TALE SISTEMA MODULARE
PREVEDE LA POSSIBILITA' DI AVERE
PIU' COMBINAZIONI.
L'ASSEMBLAGGIO DELL' ANTA E'
REALIZZATO CON I RELATIVI
ACCESSORI.

KEY FEATURES:
THIS MODULAR SYSTEM PROVIDES
FOR THE POSSIBILITY OF HAVING
SEVERAL COMBINATIONS.
THE DOOR ASSEMBLY IS MADE
WITH THE RELEVANT
ACCESSORIES.

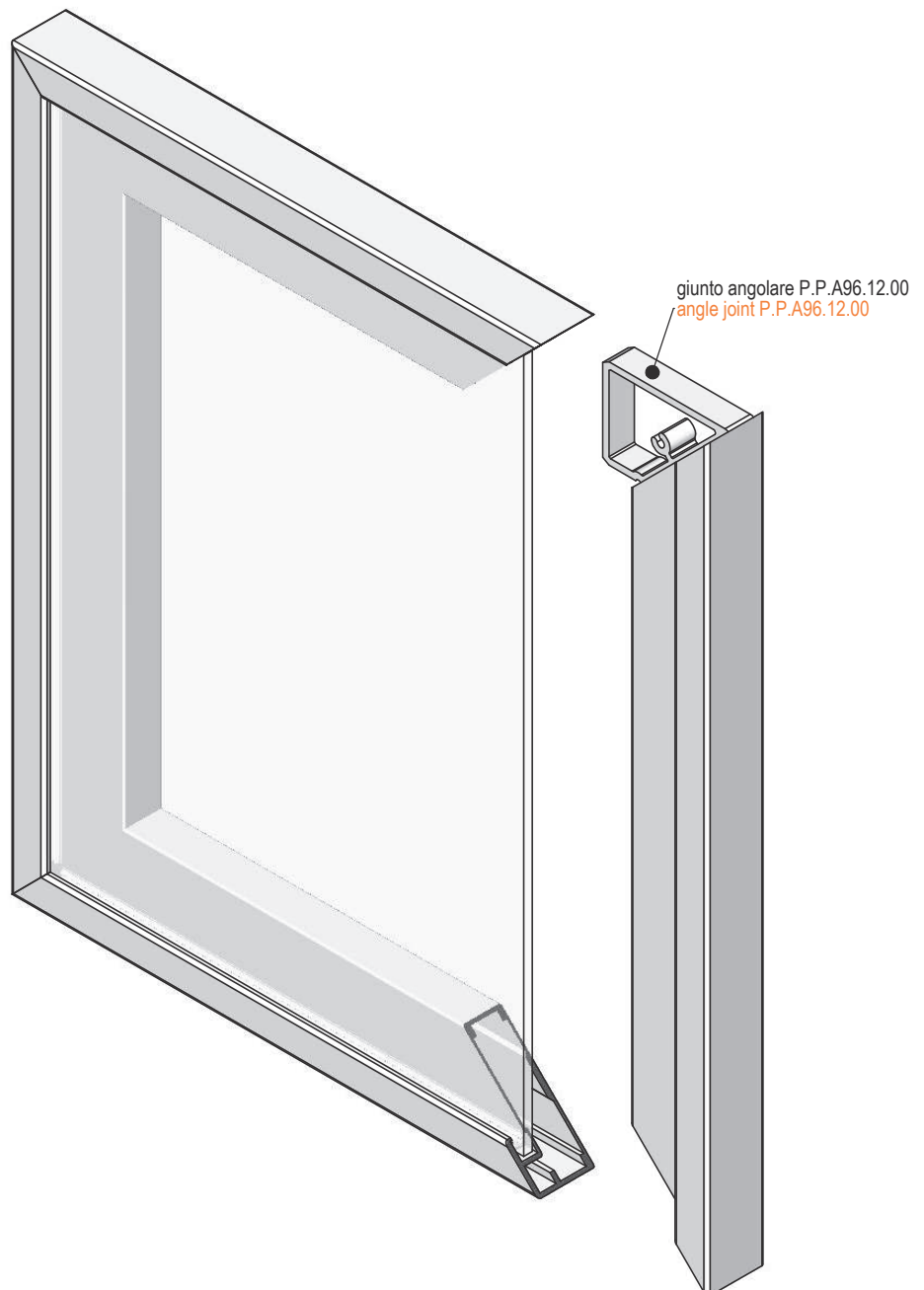
FINITURE A RICHIESTA:

ANODIZZATO NATURALE.
ANODIZZATO SATINATO.
FONDO PREVERNICIATURA
VERNICIATO BIANCO.
RIVESTITO CARTA.
RIVESTITO TRINCIATO LEGNO.

FINISHES ON REQUEST:

NATURAL ANODISED.
SATIN ANODISED.
PRE-PAINTED BASE
PAINTED WHITE.
PAPER COATED.
WOOD VENEER COATED.

Serie ST520 ST520 Series





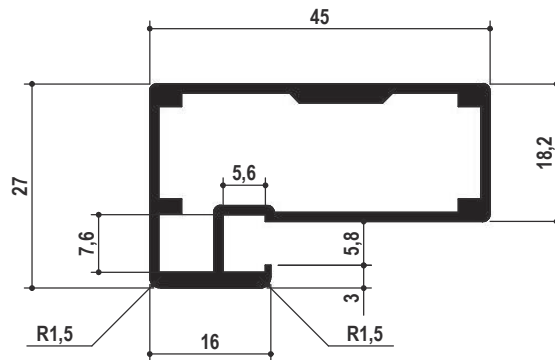
Sistema di profili in alluminio per ante serie ST520 Aluminium profile systems for doors with ST52

DENSITA' LINEARE
ST521 610 g/m , ST523 750 g/m
ST524 645 g/m
LUNGHEZZA: MIN 1200 MAX 2800

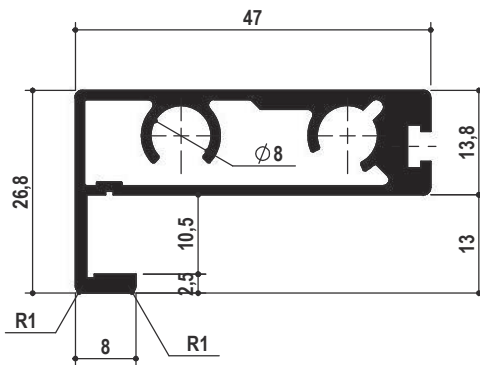
LINEAR DENSITY
ST521 610 g/m , ST523 750 g/m
ST524 645 g/m
LENGTH : MIN. 1200 MAX. 2800



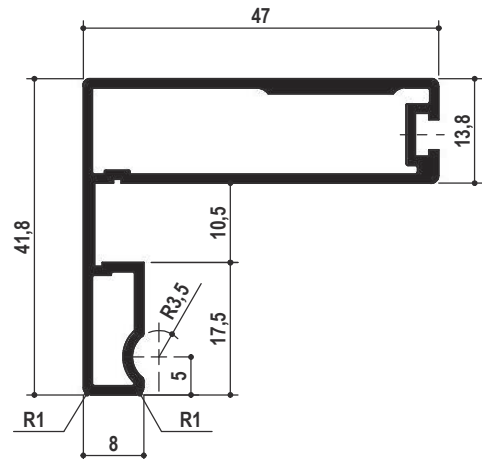
ACCESSORI PER ESTRUSI
ACCESSORIES FOR ALUMINUM



ST521



ST523



ST524



Anta composta da estrusi alluminio con tenditore integrato Door made of aluminium with interated adjuster

Serie ST550 ST550 Series

SISTEMA DI PROFILI IN ALLUMINIO PER ANTE.
TALE SISTEMA E' COMPOSTO DA PROFILI CON TENDITORI INTEGRATI REGOLABILI CHE PERMETTONO LA MESSA A PUNTO DELLA PALNARITA' DELL'ANTA.

CARATTERISTICHE FONDAMENTALI:
TALE SISTEMA MODULARE PREVEDE LA POSSIBILITA' DI AVERE PIU' COMBINAZIONI.
L'ASSEMBLAGGIO DELL' ANTA E' REALIZZATO CON I RELATIVI ACCESSORI.

ALUMINIUM PROFILE SYSTEMS FOR DOORS.
THIS SYSTEM IS COMPOSED OF PROFILES WITH INTEGRATED ADJUSTABLE TENSIONERS THAT ALLOW FINE TUNING OF THE DOOR FLATNESS.

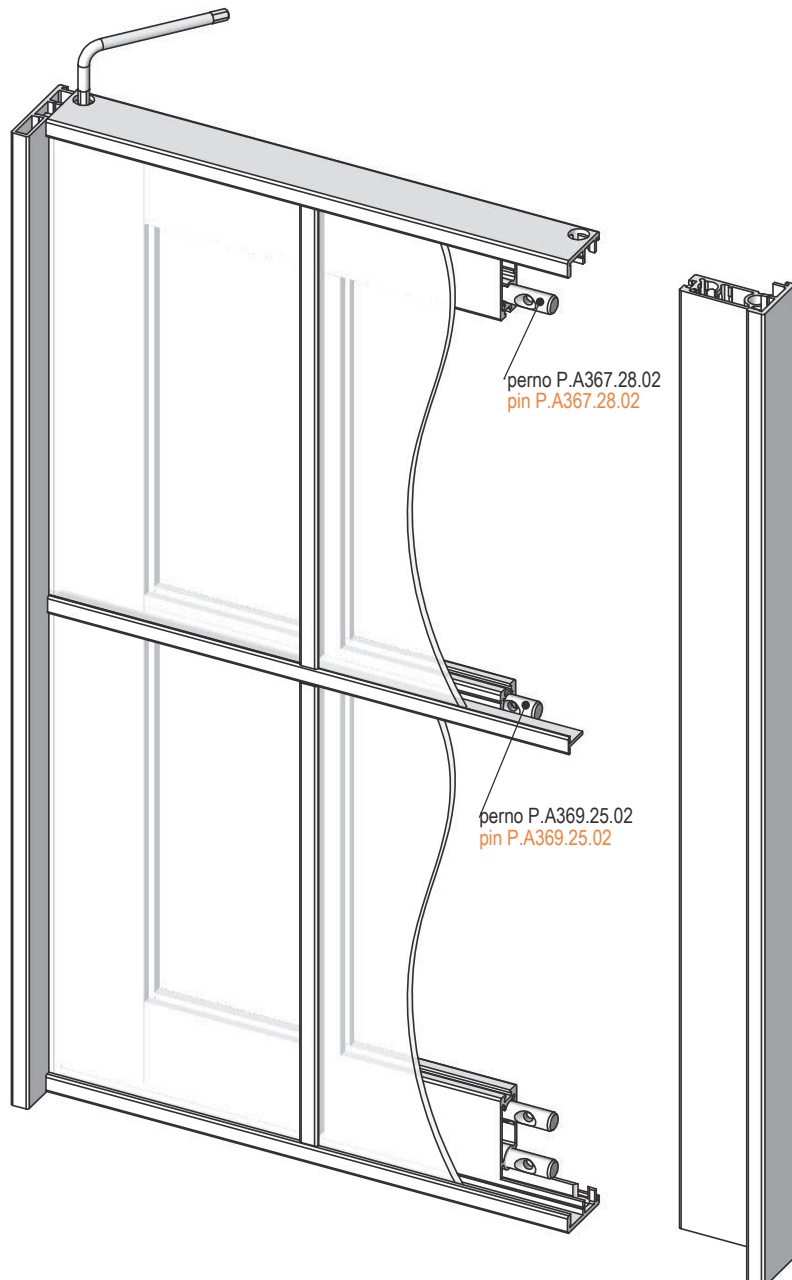
KEY FEATURES:
THIS MODULAR SYSTEM PROVIDES FOR THE POSSIBILITY OF HAVING SEVERAL COMBINATIONS.
THE DOOR ASSEMBLY IS MADE WITH THE RELEVANT ACCESSORIES.

FINITURE A RICHIESTA:

ANODIZZATO NATURALE.
ANODIZZATO SATINATO.
FONDO PREVERNICIATURA
VERNICIATO BIANCO.
RIVESTITO CARTA.
RIVESTITO TRANCIATO LEGNO.

FINISHES ON REQUEST:

NATURAL ANODISED.
SATIN ANODISED.
PRE-PAINTED BASE
PAINTED WHITE.
PAPER COATED.
WOOD VENEER COATED.

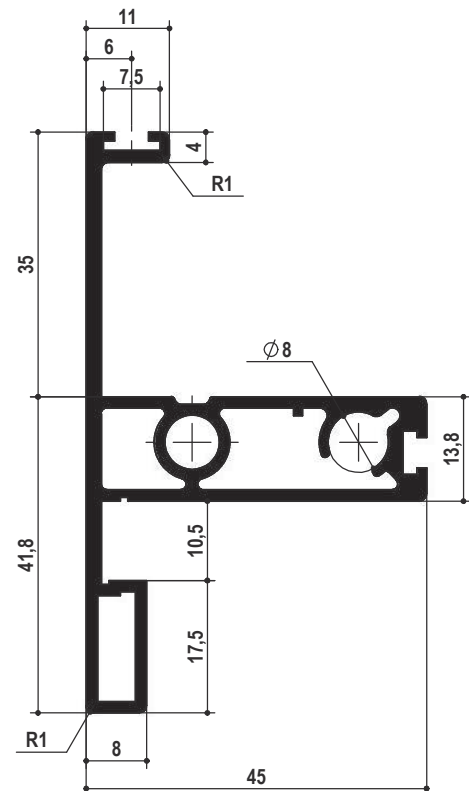
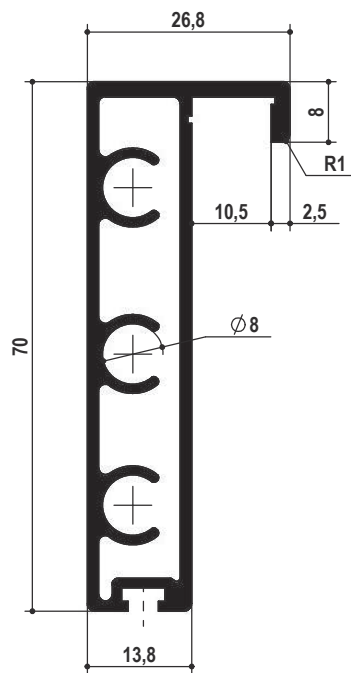
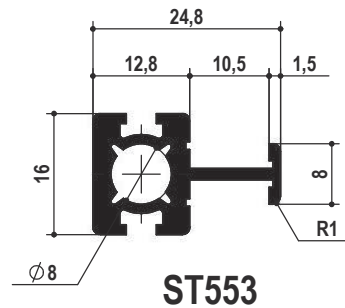
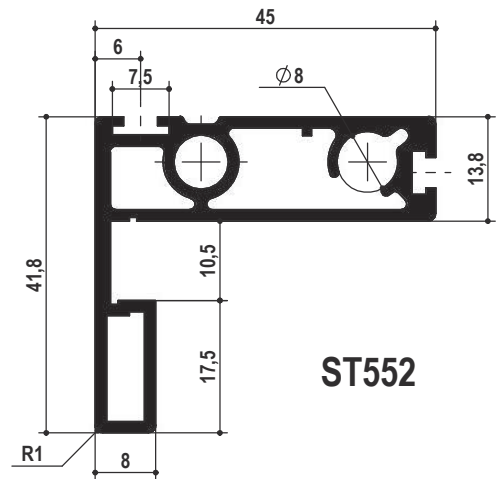
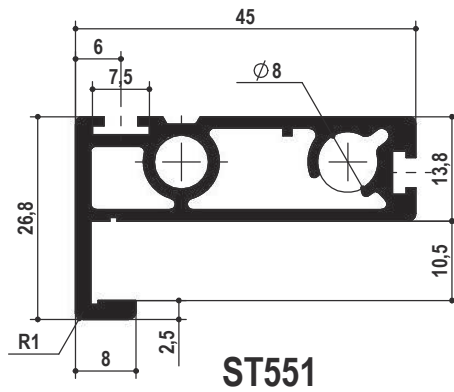




Sistema di profili in alluminio per ante con tenditore serie ST550 Aluminium profile systems for doors with ST550 integrated adjuster

DENSITA' LINEARE
ST551 1040 g/m , ST552 1170g/m
ST555 1400 g/m , ST553 385 g/m
ST554 1000g/m
LUNGHEZZA:MIN 1200 MAX 2800

LINEAR DENSITY
ST551 1040 g/m , ST552 1170g/m
ST555 1400 g/m , ST553 385 g/m
ST554 1000g/m
LENGTH : MIN. 1200 MAX. 2800



ACCESSORI PER ESTRUSI
ACCESSORIES FOR ALUMINIUM

ST554

ST555



Anta composta da estrusi alluminio con tenditore integrato Door made of aluminium with interated adjuster

SISTEMA DI PROFILI IN ALLUMINIO PER ANTE.
TALE SISTEMA E' COMPOSTO DA PROFILI CON TENDITORI INTEGRATI REGOLABILI CHE PERMETTONO LA MESSA A PUNTO DELLA PALNARITA' DELL'ANTA.

CARATTERISTICHE FONDAMENTALI:
TALE SISTEMA MODULARE PREVEDE LA POSSIBILITA' DI AVERE PIU' COMBINAZIONI.
L'ASSEMBLAGGIO DELL' ANTA E' REALIZZATO CON I RELATIVI ACCESSORI.

ALUMINIUM PROFILE SYSTEMS FOR DOORS.

THIS SYSTEM IS COMPOSED OF PROFILES WITH INTEGRATED ADJUSTABLE TENSIONERS THAT ALLOW FINE TUNING OF THE DOOR FLATNESS.

KEY FEATURES:
THIS MODULAR SYSTEM PROVIDES FOR THE POSSIBILITY OF HAVING SEVERAL COMBINATIONS.
THE DOOR ASSEMBLY IS MADE WITH THE RELEVANT ACCESSORIES.

FINITURE A RICHIESTA:

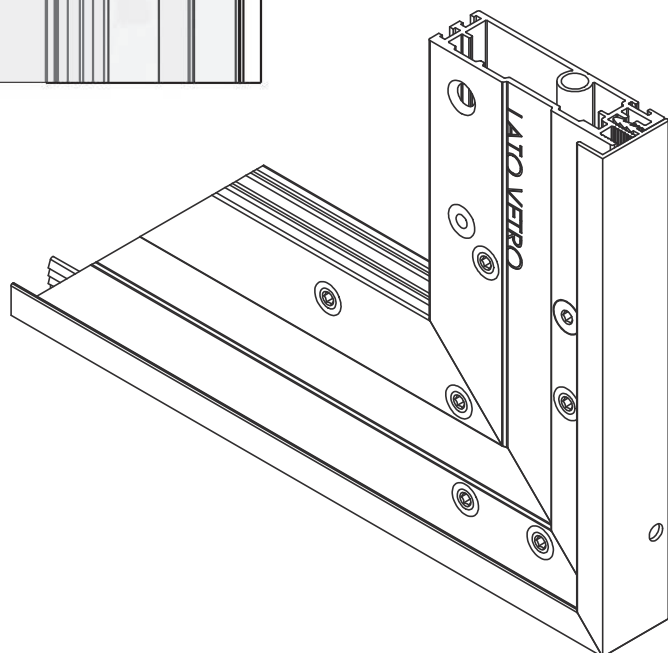
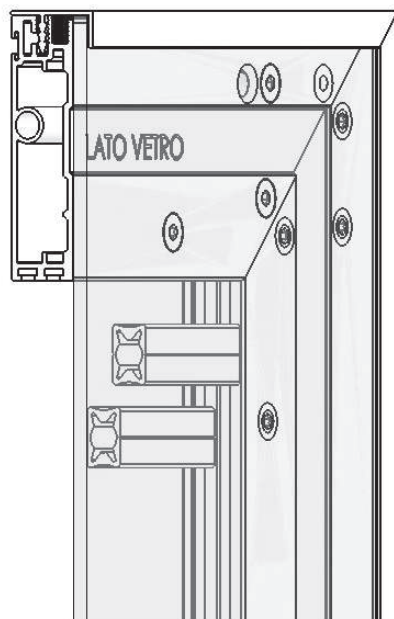
ANODIZZATO NATURALE.
ANODIZZATO SATINATO.
FONDO PREVERNICIATURA
VERNICIATO BIANCO.
RIVESTITO CARTA.
RIVESTITO TRANCIATO LEGNO.

FINISHES ON REQUEST:

NATURAL ANODISED.
SATIN ANODISED.
PRE-PAINTED BASE
PAINTED WHITE.
PAPER COATED.
WOOD VENEER COATED.

Serie ST560

ST560 Series



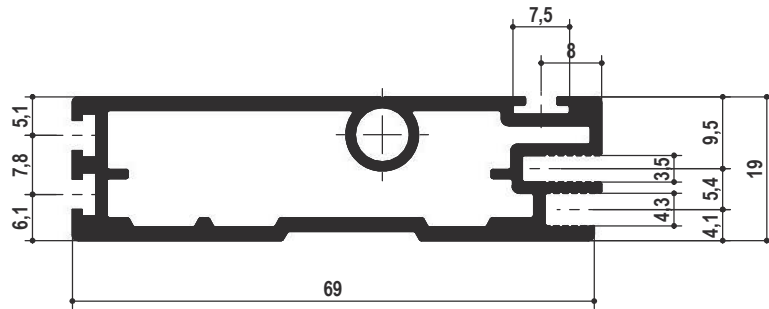


Sistema di profili in alluminio per ante con tenditore serie ST560 Aluminium profile systems for doors with ST560 integrated adjuster

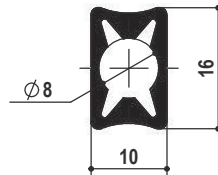
DENSITA' LINEARE
ST551 1040 g/m , ST552 1170g/m
ST555 1400 g/m , ST553 385 g/m
ST554 1000g/m
LUNGHEZZA:MIN 1200 MAX 2800

LINEAR DENSITY
ST551 1040 g/m , ST552 1170g/m
ST555 1400 g/m , ST553 385 g/m
ST554 1000g/m
LENGTH : MIN. 1200 MAX. 2800

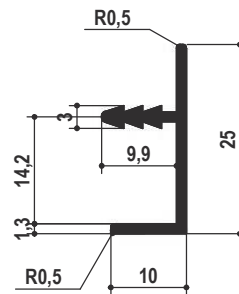
ST566



ST562



ST567



ACCESSORI PER ESTRUSI
ACCESSORIES FOR ALUMINUM



Maniglie estrarre in alluminio con tenditore integrato Aluminium handles with integrated adjuster

ESTRUSI IN ALLUMINIO PER
MANIGLIE E CONTROMANIGLIE CON
TENDITORE INTEGRATO.

CARATTERISTICHE FONDAMENTALI:
IL TENDITORE SI PUÒ REGOLARE
SIA SOPRA SIA SOTTO, SIA IN
TRAZIONE SIA IN COMPRESSIONE.
I PROFILI DI ALLUMINIO SONO
NORMALMENTE IMPIEGATI PER
ANTE SCORREVOLI E POSSONO
ESSERE REALIZZATI SU DISEGNO.

ALUMINIUM EXTRUSIONS FOR
HANDLES AND COUNTERHANDLES
WITH INTEGRATED TENSIONER.

KEY FEATURES:
THE TENSIONER CAN BE ADJUSTED
BOTH ABOVE AND BELOW, BOTH IN
TRACTION AND IN COMPRESSION.
ALUMINIUM PROFILES ARE
NORMALLY USED FOR SLIDING
DOORS AND CAN BE CUSTOM-
MADE

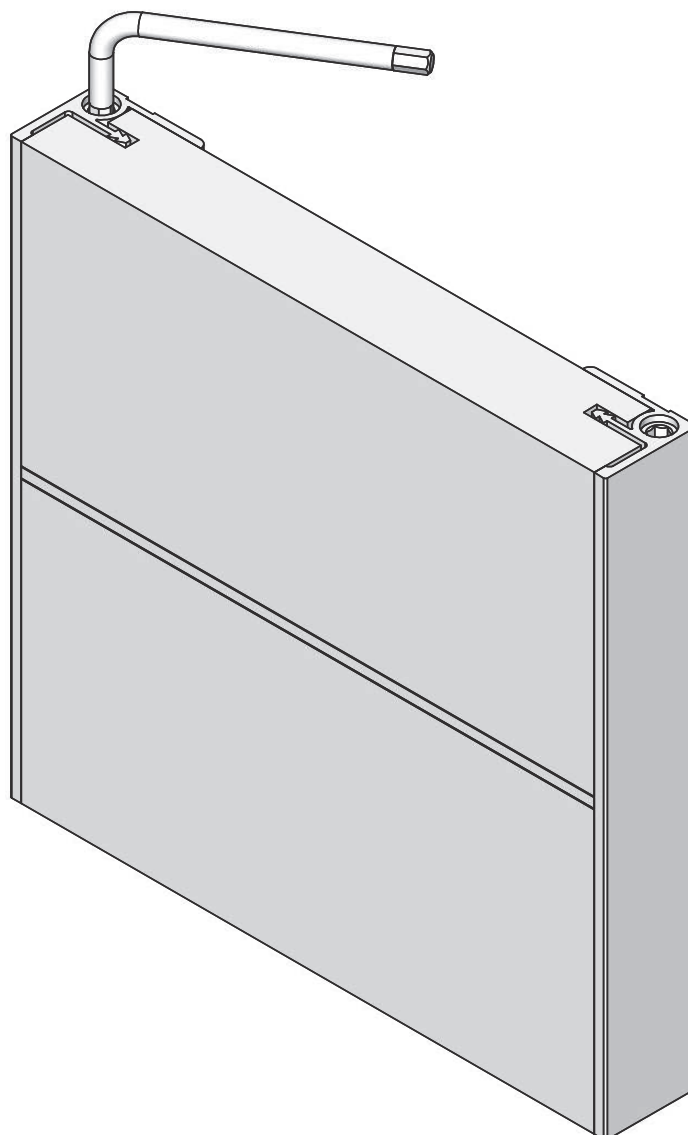
FINITURE A RICHIESTA:

ANODIZZATO NATURALE.
ANODIZZATO SATINATO.
FONDO PREVERNICIATURA
VERNICIATO BIANCO.
RIVESTITO CARTA.
RIVESTITO TRINCIATO LEGNO.

FINISHES ON REQUEST:

NATURAL ANODISED.
SATIN ANODISED.
PRE-PAINTED BASE
PAINTED WHITE.
PAPER COATED.
WOOD VENEER COATED.

Serie ST600 ST600 Series



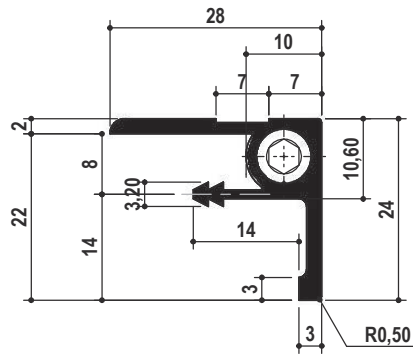


Maniglie estruse in alluminio con tenditore integrato ST600 Aluminium handles with integrated adjuster ST600

DENSITA' LINEARE
ST601 620 g/m
LUNGHEZZA: MIN 1200 MAX 2800

LINEAR DENSITY
ST601 620 g/m
LENGTH : MIN. 1200 MAX. 2800

ST601





Maniglie estruse in alluminio con tenditore integrato Aluminium handles with integrated adjuster

ESTRUSI IN ALLUMINIO PER
MANIGLIE E CONTROMANIGLIE CON
TENDITORE INTEGRATO.

CARATTERISTICHE FONDAMENTALI:
IL TENDITORE SI PUÒ REGOLARE
SIA SOPRA SIA SOTTO, SIA IN
TRAZIONE SIA IN COMPRESSIONE.
I PROFILI DI ALLUMINIO SONO
NORMALMENTE IMPIEGATI PER
ANTE SCORREVOLI E POSSONO
ESSERE REALIZZATI SU DISEGNO.

ALUMINIUM EXTRUSIONS FOR
HANDLES AND COUNTERHANDLES
WITH INTEGRATED TENSIONER.

KEY FEATURES:
THE TENSIONER CAN BE ADJUSTED
BOTH ABOVE AND BELOW, BOTH IN
TRACTION AND IN COMPRESSION.
ALUMINIUM PROFILES ARE
NORMALLY USED FOR SLIDING
DOORS AND CAN BE CUSTOM-
MADE

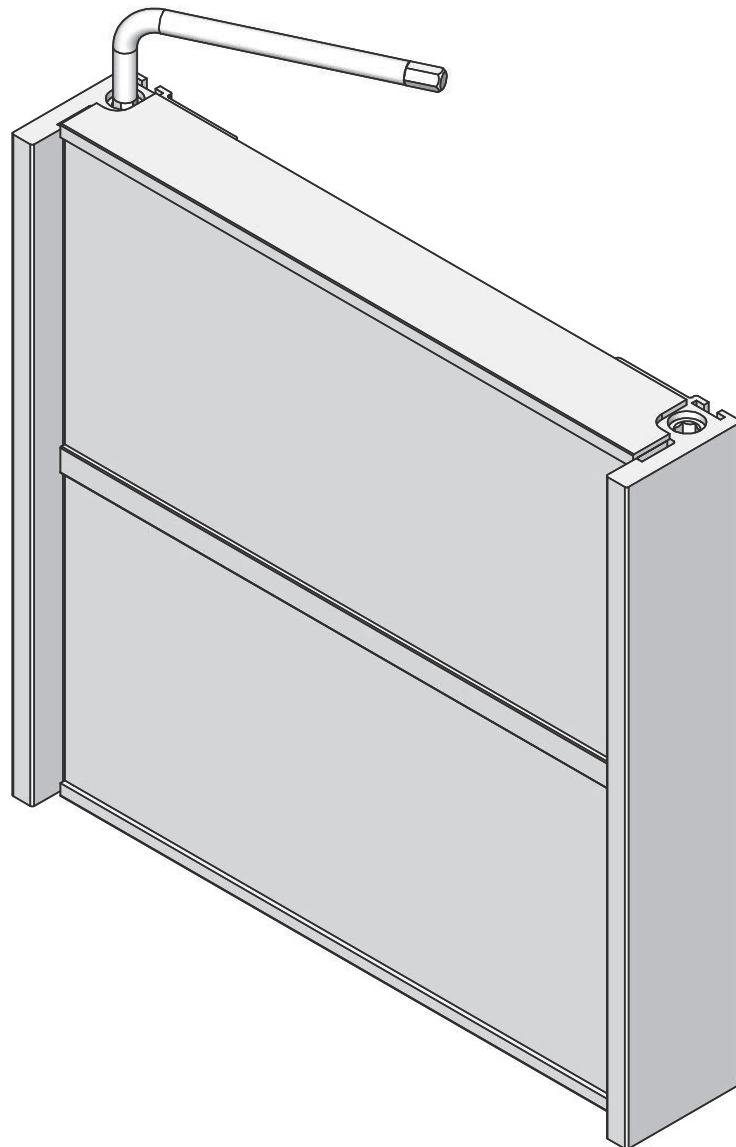
FINITURE A RICHIESTA:

ANODIZZATO NATURALE.
ANODIZZATO SATINATO.
FONDO PREVERNICIATURA
VERNICIATO BIANCO.
RIVESTITO CARTA.
RIVESTITO TRANCIATO LEGNO.

FINISHES ON REQUEST:

NATURAL ANODISED.
SATIN ANODISED.
PRE-PAINTED BASE
PAINTED WHITE.
PAPER COATED.
WOOD VENEER COATED.

Serie ST605 ST605 Series

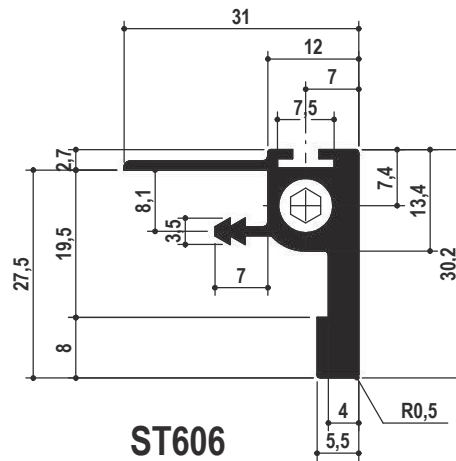




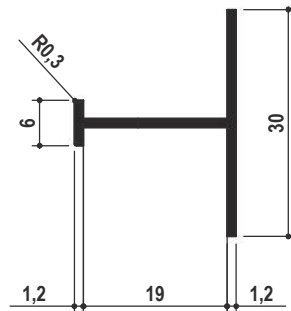
Maniglie estruse in alluminio con tenditore integrato ST605 Aluminium handles with integrated adjuster ST605

DENSITA' LINEARE
ST606 850 g/m ST607 190 g/m
ST608 69 g/m ST617 210 g/m
LUNGHEZZA: MIN 1200 MAX 2800

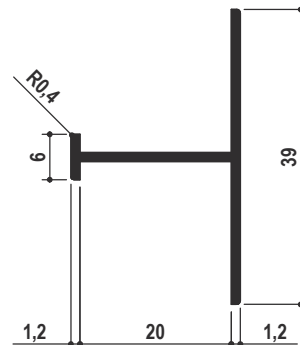
LINEAR DENSITY
ST606 850 g/m ST607 190 g/m
ST608 69 g/m ST617 210 g/m
LENGTH : MIN. 1200 MAX. 2800



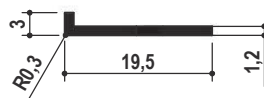
ST606



ST607



ST617



ST608

ACCESSORI PER ESTRUSI
ACCESSORIES FOR ALUMINUM





Maniglie estruse in alluminio con tenditore integrato Aluminium handles with integrated adjuster

ESTRUSI IN ALLUMINIO PER
MANIGLIE E CONTROMANIGLIE CON
TENDITORE INTEGRATO.

CARATTERISTICHE FONDAMENTALI:
IL TENDITORE SI PUÒ REGOLARE
SIA SOPRA SIA SOTTO, SIA IN
TRAZIONE SIA IN COMPRESSIONE.
I PROFILI DI ALLUMINIO SONO
NORMALMENTE IMPIEGATI PER
ANTE SCORREVOLI E POSSONO
ESSERE REALIZZATI SU DISEGNO.

ALUMINIUM EXTRUSIONS FOR
HANDLES AND COUNTERHANDLES
WITH INTEGRATED TENSIONER.

KEY FEATURES:
THE TENSIONER CAN BE ADJUSTED
BOTH ABOVE AND BELOW, BOTH IN
TRACTION AND IN COMPRESSION.
ALUMINIUM PROFILES ARE
NORMALLY USED FOR SLIDING
DOORS AND CAN BE CUSTOM-
MADE

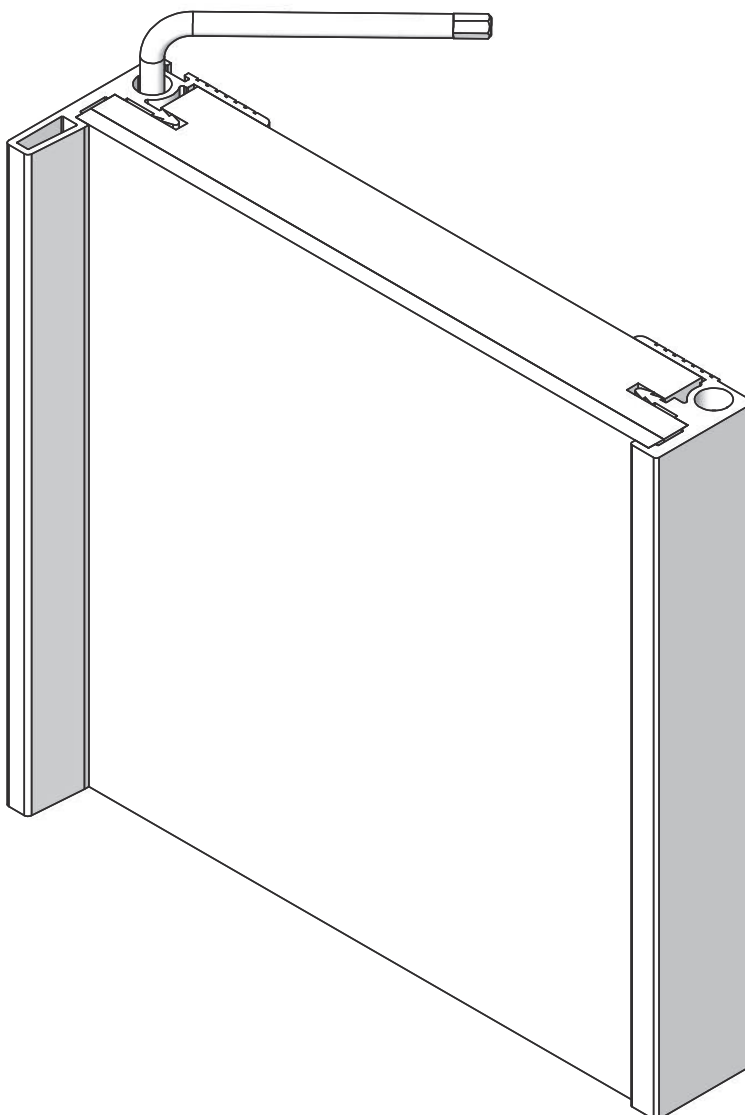
FINITURE A RICHIESTA:

ANODIZZATO NATURALE.
ANODIZZATO SATINATO.
FONDO PREVERNICIATURA
VERNICIATO BIANCO.
RIVESTITO CARTA.
RIVESTITO TRINCIATO LEGNO.

FINISHES ON REQUEST:

NATURAL ANODISED.
SATIN ANODISED.
PRE-PAINTED BASE
PAINTED WHITE.
PAPER COATED.
WOOD VENEER COATED.

Serie ST620 ST620 Series

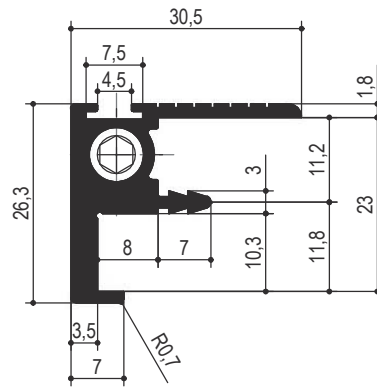




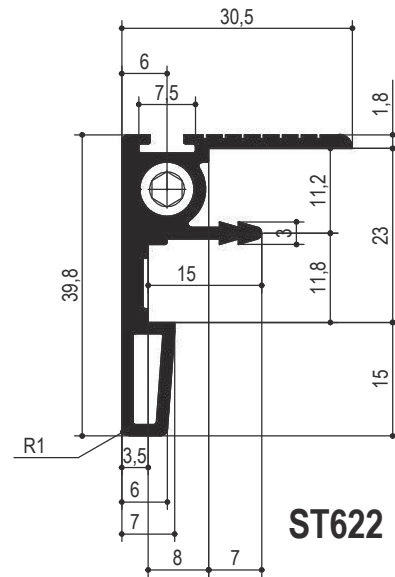
Maniglie estruse in alluminio con tenditore integrato ST620 Aluminium handles with integrated adjuster ST620

DENSITA' LINEARE
ST621 790 g/m , ST622 880 g/m
ST623 870g/m , ST624 460 g/m
LUNGHEZZA: MIN 1200 MAX 2800

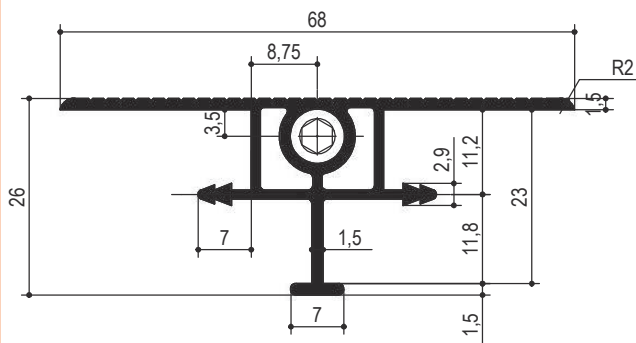
LINEAR DENSITY
ST621 790 g/m , ST622 880 g/m
ST623 870g/m , ST624 460 g/m
LENGTH : MIN. 1200 MAX. 2800



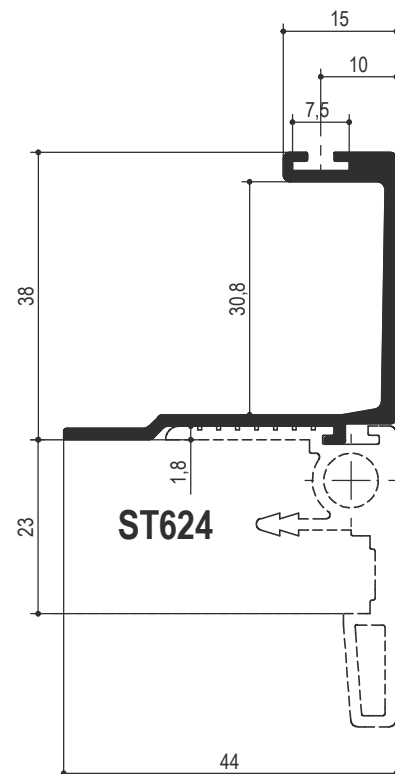
ST621



ST622



ST623



ST624

ACCESSORI PER ESTRUSI
ACCESSORIES FOR ALUMINUM

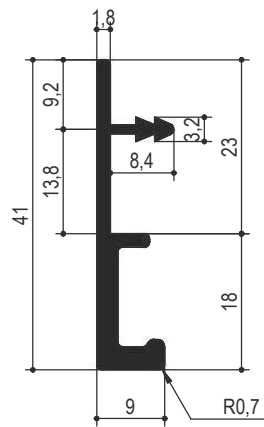




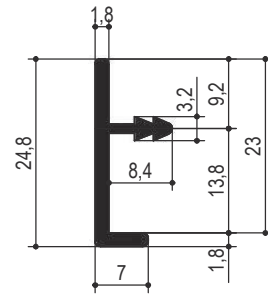
Maniglie estruse in alluminio con tenditore integrato ST620 Aluminium handles with integrated adjuster ST620

DENSITA' LINEARE
ST625 190 g/m , ST626 250 g/m
ST627 360g/m ST628 180 g/m
ST556 200g/m
LUNGHEZZA: MIN 1200 MAX 2800

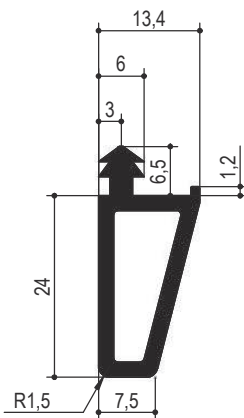
LINEAR DENSITY
ST625 190 g/m , ST626 250 g/m
ST627 360g/m ST628 180 g/m
ST556 200g/m
LENGTH : MIN. 1200 MAX. 2800



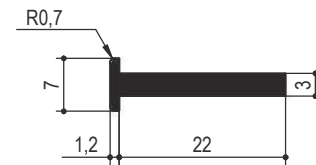
ST627



ST628



ST625 (PVC)



ST556



ACCESSORI PER ESTRUSI
ACCESSORIES FOR ALUMINUM



Maniglie estruse in alluminio con tenditore integrato Aluminium handles with integrated adjuster

ESTRUSI IN ALLUMINIO PER
MANIGLIE E CONTROMANIGLIE CON
TENDITORE INTEGRATO.

CARATTERISTICHE FONDAMENTALI:
IL TENDITORE SI PUO' REGOLARE
SIA SOPRA SIA SOTTO, SIA IN
TRAZIONE SIA IN COMPRESSIONE.
I PROFILI DI ALLUMINIO SONO
NORMALMENTE IMPIEGATI PER
ANTE SCORREVOLI E POSSONO
ESSERE REALIZZATI SU DISEGNO.

ALUMINIUM EXTRUSIONS FOR
HANDLES AND COUNTERHANDLES
WITH INTEGRATED TENSIONER.

KEY FEATURES:
THE TENSIONER CAN BE ADJUSTED
BOTH ABOVE AND BELOW, BOTH IN
TRACTION AND IN COMPRESSION.
ALUMINIUM PROFILES ARE
NORMALLY USED FOR SLIDING
DOORS AND CAN BE CUSTOM-
MADE

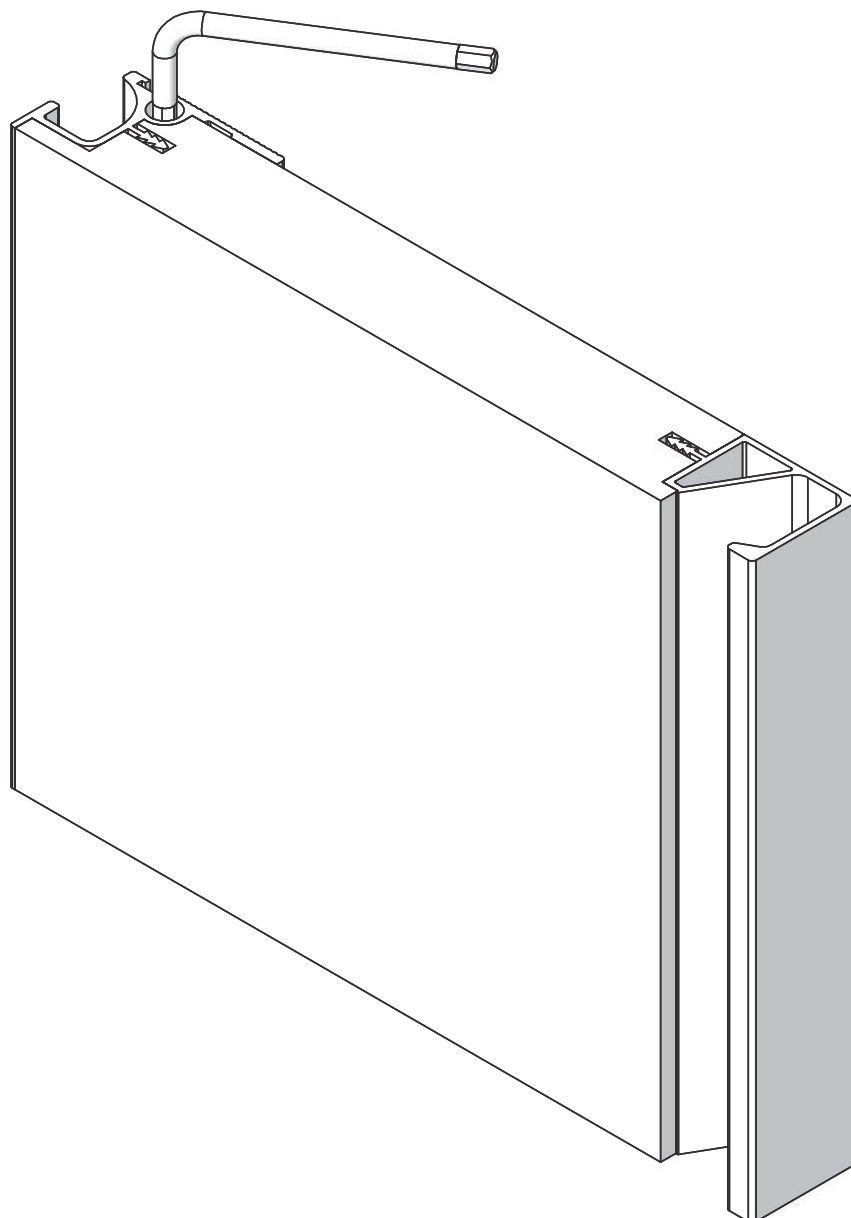
FINITURE A RICHIESTA:

ANODIZZATO NATURALE.
ANODIZZATO SATINATO.
FONDO PREVERNICIATURA
VERNICIATO BIANCO.
RIVESTITO CARTA.
RIVESTITO TRANCIATO LEGNO.

FINISHES ON REQUEST:

NATURAL ANODISED.
SATIN ANODISED.
PRE-PAINTED BASE
PAINTED WHITE.
PAPER COATED.
WOOD VENEER COATED.

Serie ST650 ST650 Series



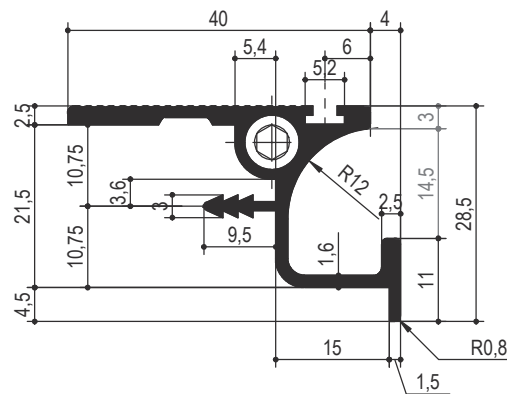


Maniglie estruse in alluminio con tenditore integrato ST650 Aluminium handles with integrated adjuster ST650

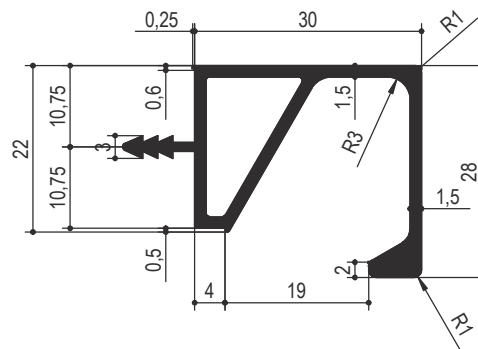
DENSITA' LINEARE
ST651 910 g/m ST624 510 g/m
LUNGHEZZA: MIN 1200 MAX 2800

LINEAR DENSITY
ST651 910 g/m ST624 510 g/m
LENGTH: MIN. 1200 MAX. 2800

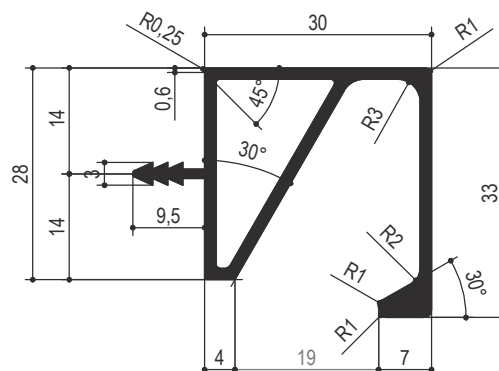
ST651



ST652



ST653



ACCESSORI PER ESTRUSI
ACCESSORIES FOR ALUMINUM



Maniglie estruse in alluminio con tenditore integrato Aluminium handles with integrated adjuster

ESTRUSI IN ALLUMINIO PER
MANIGLIE E CONTROMANIGLIE CON
TENDITORE INTEGRATO.

CARATTERISTICHE FONDAMENTALI:
IL TENDITORE SI PUO' REGOLARE
SIA SOPRA SIA SOTTO, SIA IN
TRAZIONE SIA IN COMPRESSIONE.
I PROFILI DI ALLUMINIO SONO
NORMALMENTE IMPIEGATI PER
ANTE SCORREVOLI E POSSONO
ESSERE REALIZZATI SU DISEGNO.

ALUMINIUM EXTRUSIONS FOR
HANDLES AND COUNTERHANDLES
WITH INTEGRATED TENSIONER.

KEY FEATURES:
THE TENSIONER CAN BE ADJUSTED
BOTH ABOVE AND BELOW, BOTH IN
TRACTION AND IN COMPRESSION.
ALUMINIUM PROFILES ARE
NORMALLY USED FOR SLIDING
DOORS AND CAN BE CUSTOM-
MADE

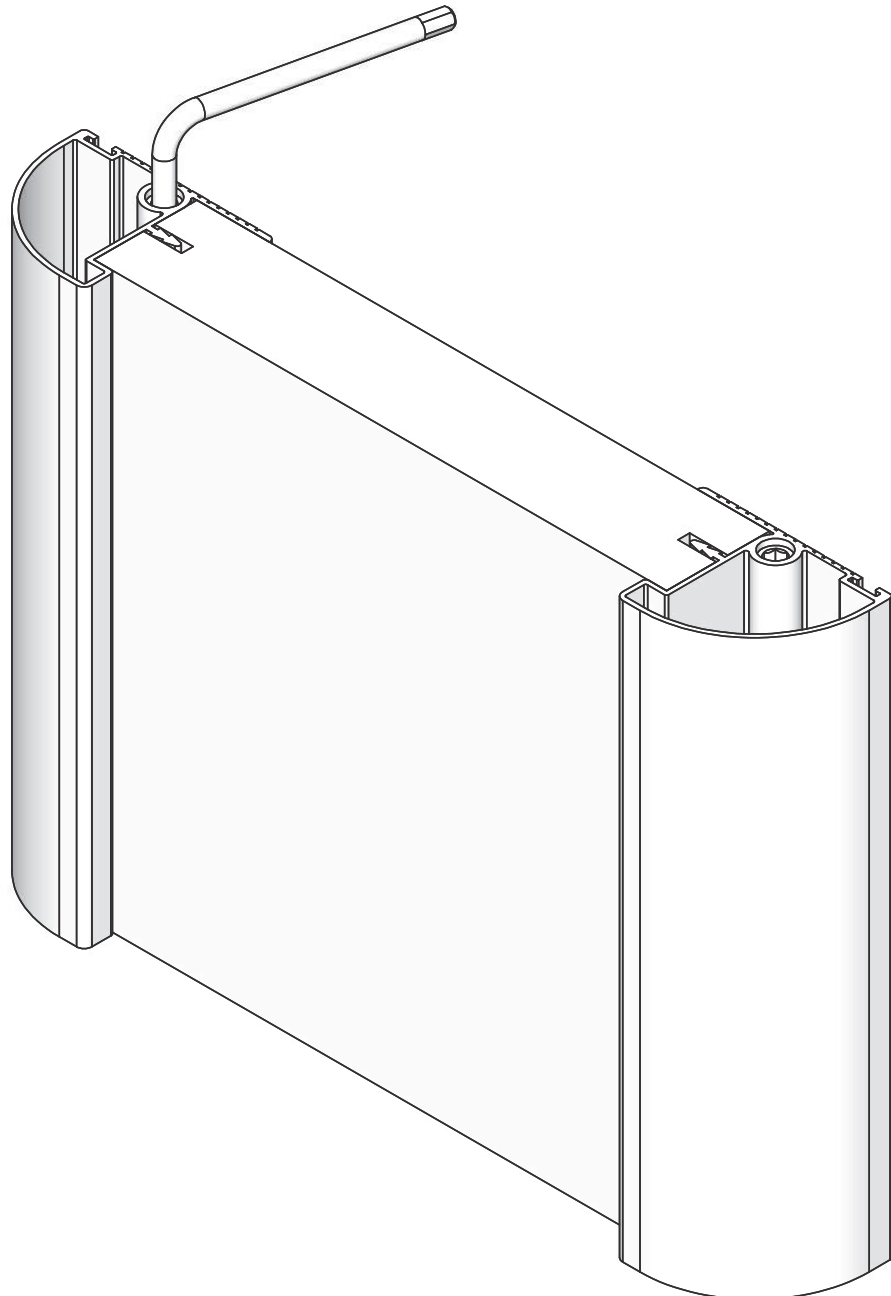
FINITURE A RICHIESTA:

ANODIZZATO NATURALE.
ANODIZZATO SATINATO.
FONDO PREVERNICIATURA
VERNICIATO BIANCO.
RIVESTITO CARTA.
RIVESTITO TRANCIATO LEGNO.

FINISHES ON REQUEST:

NATURAL ANODISED.
SATIN ANODISED.
PRE-PAINTED BASE
PAINTED WHITE.
PAPER COATED.
WOOD VENEER COATED.

Serie ST860 ST860 Series





Maniglie estruse in alluminio con tenditore integrato ST860 Aluminium handles with integrated adjuster ST860

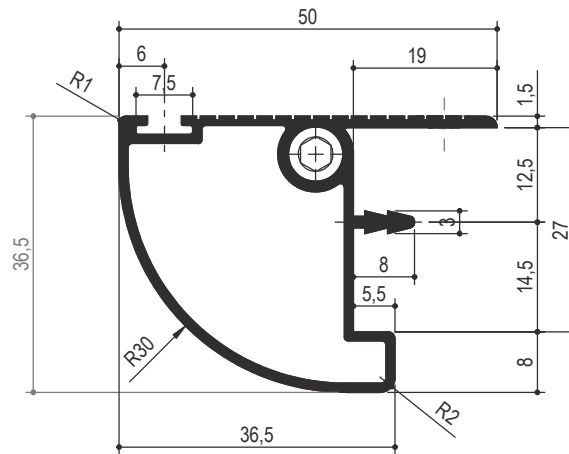
DENSITA' LINEARE
ST681 870 g/m
LUNGHEZZA: MIN 1200 MAX 2800

LINEAR DENSITY
ST681 870 g/m
LENGTH : MIN. 1200 MAX. 2800



ACCESSORI PER ESTRUSI
ACCESSORIES FOR ALUMINUM

ST861





Anta composta da estrusi alluminio con tenditore integrato Door made of aluminium with interated adjuster

Serie ST900 ST900 Series

SISTEMA DI PROFILI IN ALLUMINIO PER ANTE.
TALE SISTEMA E' COMPOSTO DA PROFILI CON TENDITORI INTEGRATI REGOLABILI CHE PERMETTONO LA MESSA A PUNTO DELLA PALNARITA' DELL'ANTA.

CARATTERISTICHE FONDAMENTALI:
TALE SISTEMA MODULARE PREVEDE LA POSSIBILITA' DI AVERE PIU' COMBINAZIONI.
L'ASSEMBLAGGIO DELL' ANTA E' REALIZZATO CON I RELATIVI ACCESSORI.

ASSEMBLAGGIO DELL' ANTA E' REALIZZABILE CON I REALTIVI PERNI E GIUNTI ANGOLARI.

ALUMINIUM PROFILE SYSTEMS FOR DOORS.
THIS SYSTEM IS COMPOSED OF PROFILES WITH INTEGRATED ADJUSTABLE TENSIONERS THAT ALLOW FINE TUNING OF THE DOOR FLATNESS.

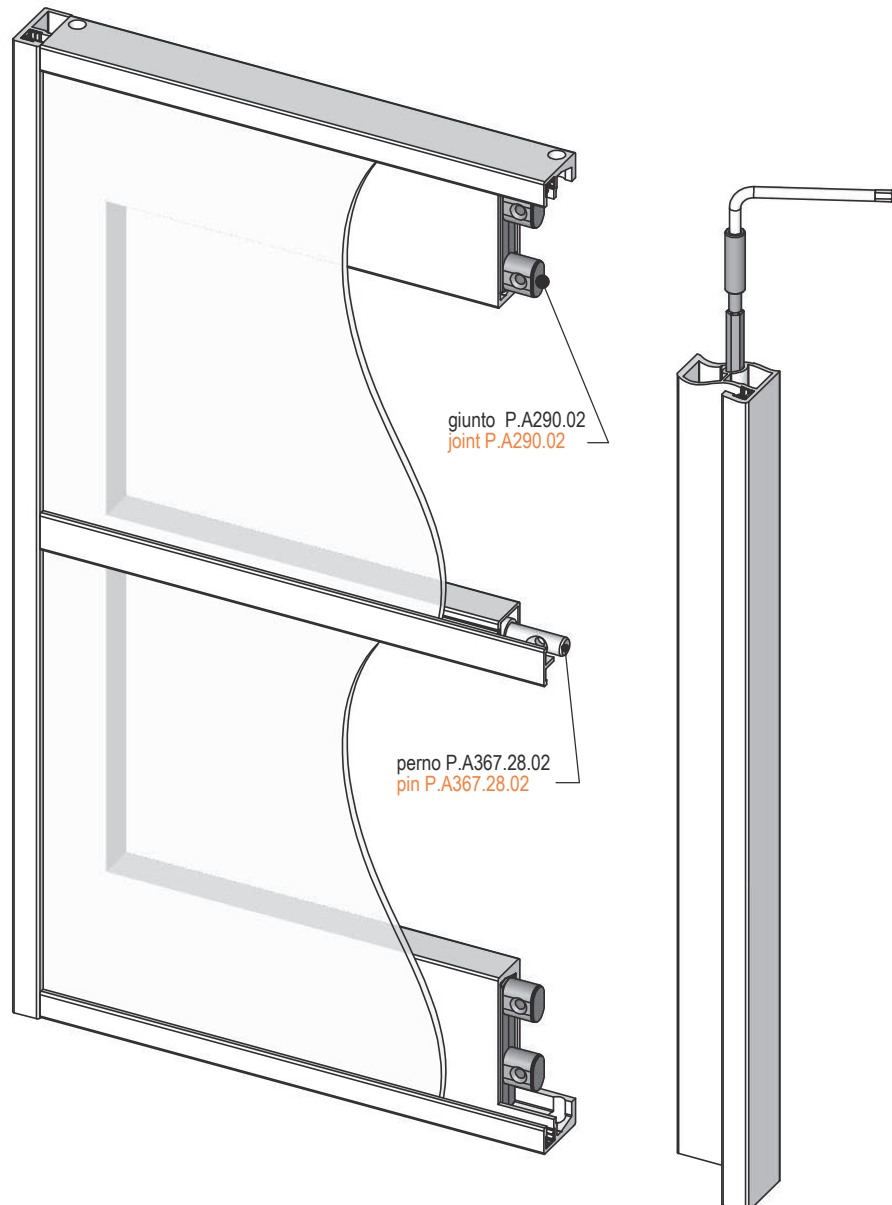
KEY FEATURES:
THIS MODULAR SYSTEM PROVIDES FOR THE POSSIBILITY OF HAVING SEVERAL COMBINATIONS.
THE DOOR ASSEMBLY IS MADE WITH THE RELEVANT ACCESSORIES.
THE DOOR ASSEMBLY CAN BE PERFORMED WITH ITS ANGLE PINS AND JOINTS.

FINITURE A RICHIESTA:

ANODIZZATO NATURALE.
ANODIZZATO SATINATO.
FONDO PREVERNICIATURA
VERNICIATO BIANCO.
RIVESTITO CARTA.
RIVESTITO TRANCIATO LEGNO.

FINISHES ON REQUEST:

NATURAL ANODISED.
SATIN ANODISED.
PRE-PAINTED BASE
PAINTED WHITE.
PAPER COATED.
WOOD VENEER COATED.



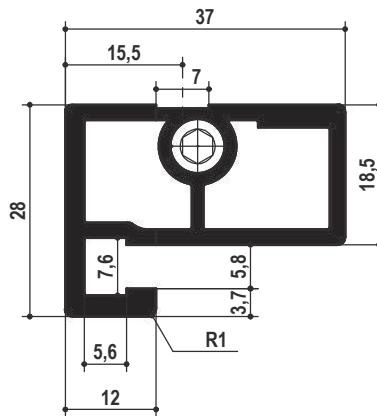


Sistema di profili in alluminio per ante con tenditore serie ST900 Aluminium profile systems for doors with ST900 integrated adjuster

DENSITA' LINEARE
ST901 1110 g/m ST902 1240 g/m
ST903 560g/m
LUNGHEZZA: MIN 1200 MAX 2800

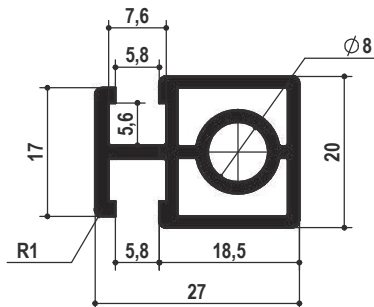
LINEAR DENSITY
ST901 1110 g/m ST902 1240 g/m
ST903 560g/m
LENGTH : MIN. 1200 MAX. 2800

ST901



ACCESSORI PER ESTRUSI
ACCESSORIES FOR ALUMINUM

ST903





Anta composta da estrusi alluminio con tenditore integrato Door made of aluminium with interated adjuster

Serie ST910 ST910 Series

SISTEMA DI PROFILI IN ALLUMINIO PER ANTE.
TALE SISTEMA E' COMPOSTO DA PROFILI CON TENDITORI INTEGRATI REGOLABILI CHE PERMETTONO LA MESSA A PUNTO DELLA PALNARITA' DELL'ANTA.

CARATTERISTICHE FONDAMENTALI:
TALE SISTEMA MODULARE PREVEDE LA POSSIBILITA' DI AVERE PIU' COMBINAZIONI.
L'ASSEMBLAGGIO DELL' ANTA E' REALIZZATO CON I RELATIVI ACCESSORI.

ALUMINIUM PROFILE SYSTEMS FOR DOORS.
THIS SYSTEM IS COMPOSED OF PROFILES WITH INTEGRATED ADJUSTABLE TENSIONERS THAT ALLOW FINE TUNING OF THE DOOR FLATNESS.

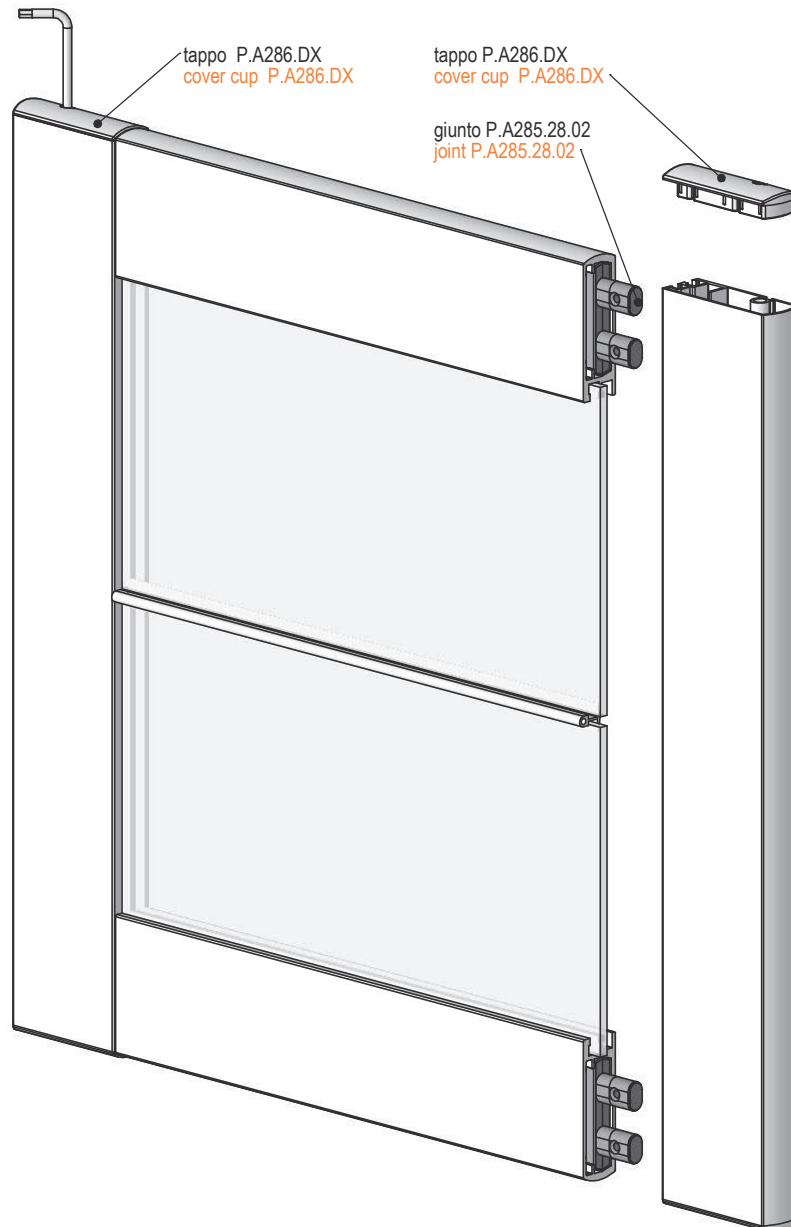
KEY FEATURES:
THIS MODULAR SYSTEM PROVIDES FOR THE POSSIBILITY OF HAVING SEVERAL COMBINATIONS.
THE DOOR ASSEMBLY IS MADE WITH THE RELEVANT ACCESSORIES.

FINITURE A RICHIESTA:

ANODIZZATO NATURALE.
ANODIZZATO SATINATO.
FONDO PREVERNICIATURA
VERNICIATO BIANCO.
RIVESTITO CARTA.
RIVESTITO TRANCIATO LEGNO.

FINISHES ON REQUEST:

NATURAL ANODISED.
SATIN ANODISED.
PRE-PAINTED BASE
PAINTED WHITE.
PAPER COATED.
WOOD VENEER COATED.

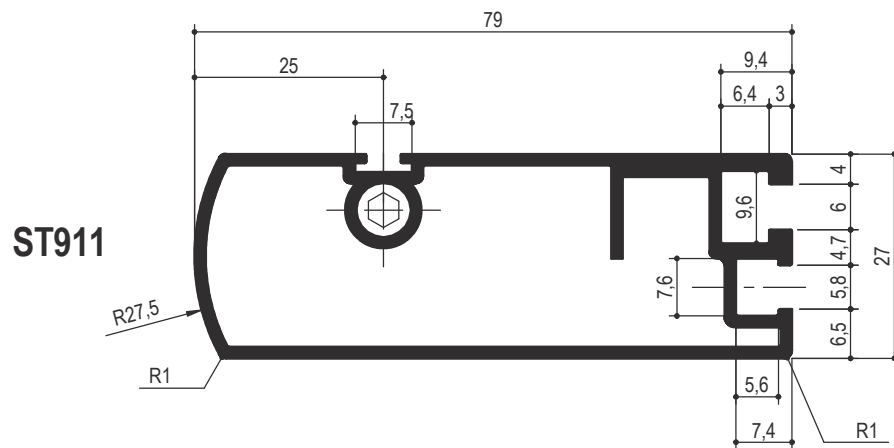




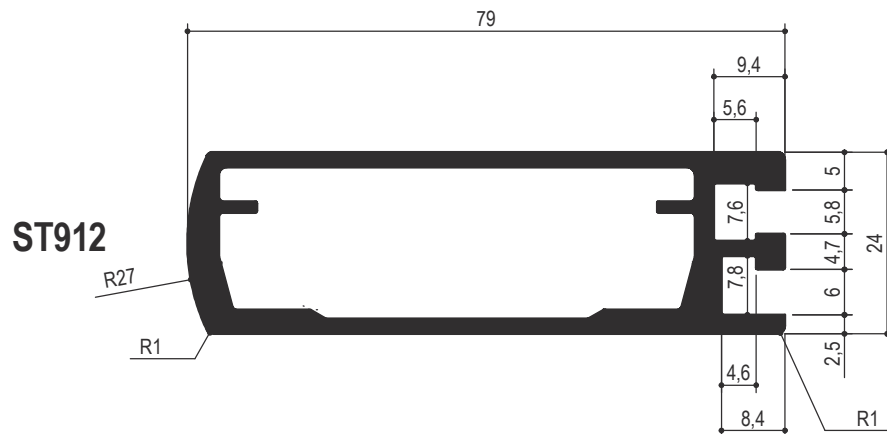
Sistema di profili in alluminio per ante con tenditore serie ST910 Aluminium profile systems for doors with ST910 integrated adjuster

DENSITA' LINEARE
ST911 1400 g/m , ST912 1480 g/m
LUNGHEZZA: MIN 1200 MAX 2800

LINEAR DENSITY
ST911 1400 g/m , ST912 1480 g/m
LENGTH : MIN. 1200 MAX. 2800



ACCESSORI PER ESTRUSI
ACCESSORIES FOR ALUMINUM





Anta composta da estrusi alluminio con tenditore integrato Door made of aluminium with interated adjuster

Serie ST920 ST920 Series

SISTEMA DI PROFILI IN ALLUMINIO PER ANTE.
TALE SISTEMA E' COMPOSTO DA PROFILI CON TENDITORI INTEGRATI REGOLABILI CHE PERMETTONO LA MESSA A PUNTO DELLA PALNARITA' DELL'ANTA.

CARATTERISTICHE FONDAMENTALI:
TALE SISTEMA MODULARE PREVEDE LA POSSIBILITA' DI AVERE PIU' COMBINAZIONI.
L'ASSEMBLAGGIO DELL' ANTA E' REALIZZATO CON I RELATIVI ACCESSORI.

ALUMINIUM PROFILE SYSTEMS FOR DOORS.

THIS SYSTEM IS COMPOSED OF PROFILES WITH INTEGRATED ADJUSTABLE TENSIONERS THAT ALLOW FINE TUNING OF THE DOOR FLATNESS.

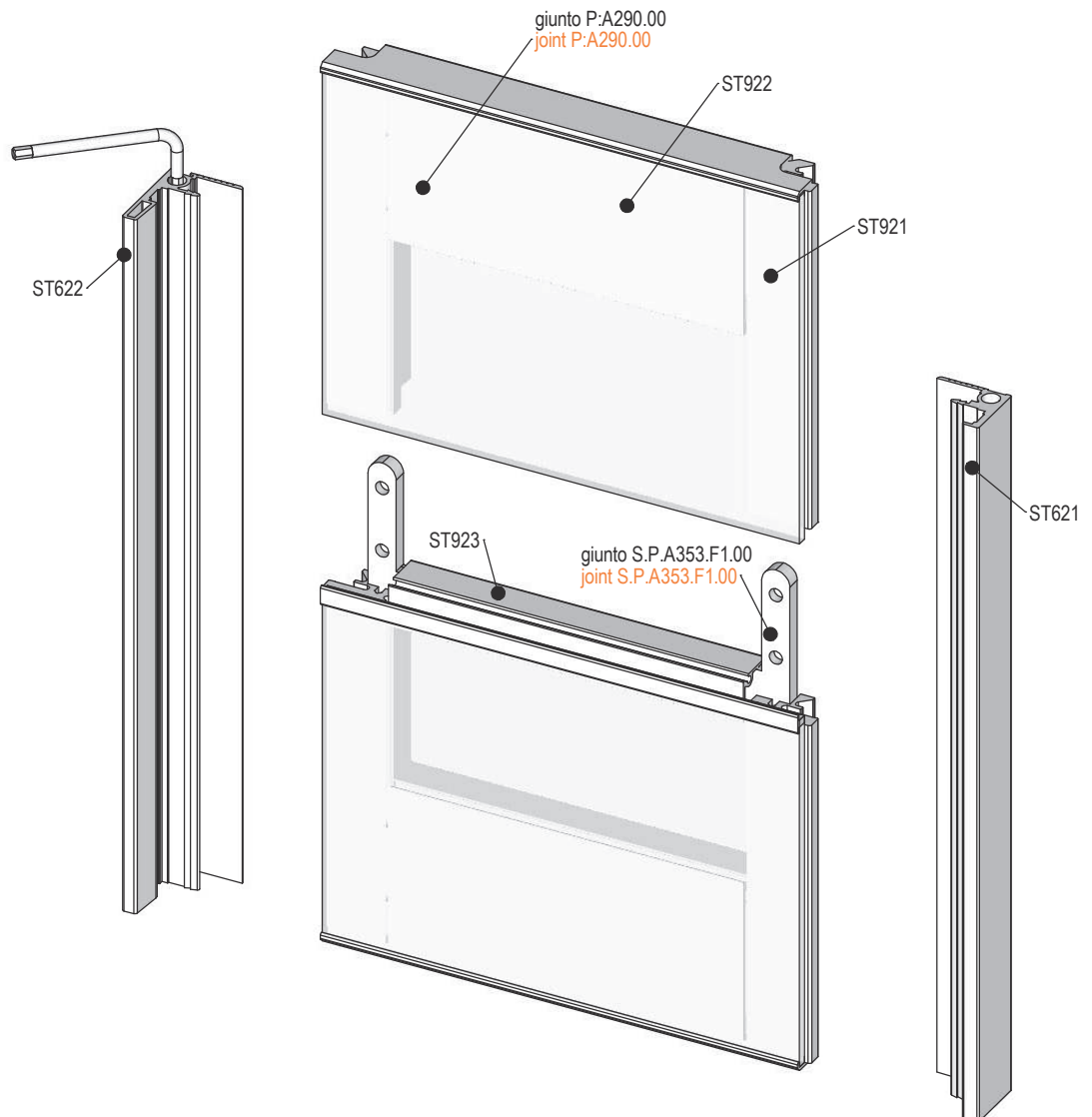
KEY FEATURES:
THIS MODULAR SYSTEM PROVIDES FOR THE POSSIBILITY OF HAVING SEVERAL COMBINATIONS.
THE DOOR ASSEMBLY IS MADE WITH THE RELEVANT ACCESSORIES.

FINITURE A RICHIESTA:

ANODIZZATO NATURALE.
ANODIZZATO SATINATO.
FONDO PREVERNICIATURA
VERNICIATO BIANCO.
RIVESTITO CARTA.
RIVESTITO TRANCIATO LEGNO.

FINISHES ON REQUEST:

NATURAL ANODISED.
SATIN ANODISED.
PRE-PAINTED BASE
PAINTED WHITE.
PAPER COATED.
WOOD VENEER COATED.



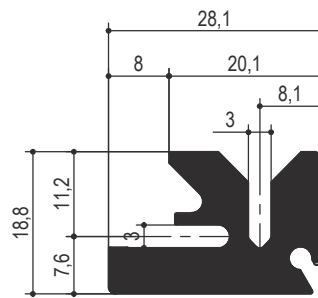


Sistema di profili in alluminio per ante con tenditore serie ST920 Aluminium profile systems for doors with ST920 integrated adjuster

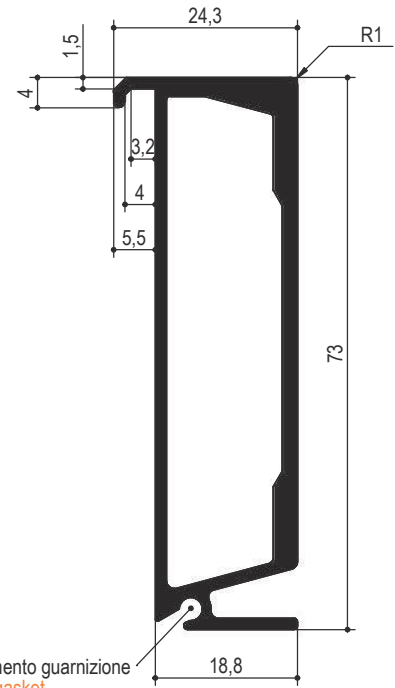
DENSITA' LINEARE
ST921 1020 g/m , ST922 850g/m
ST923 560 g/m
LUNGHEZZA: MIN 1200 MAX 2800

LINEAR DENSITY
ST921 1020 g/m , ST922 850g/m
ST923 560 g/m
LENGTH : MIN. 1200 MAX. 2800

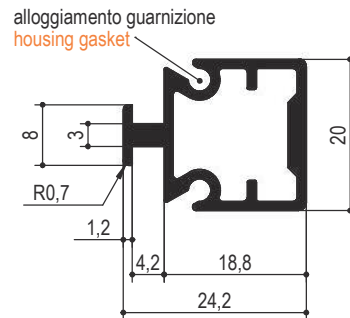
abbinato con maniglie in alluminio con tenditore integrato serie ST622 ST621
combinarion with handle aluminium profile with integrated adjuster ST622 ST621



ST921



ST922



ST923



ACCESSORI PER ESTRUSI
ACCESSORIES FOR ALUMINUM

alloggiamento guarnizione
housing gasket

alloggiamento guarnizione
housing gasket



Anta composta da estrusi alluminio con tenditore integrato Door made of aluminium extrusions with interated adjuster

Serie ST930 ST930 Series

SISTEMA DI PROFILI IN ALLUMINIO PER ANTE.
TALE SISTEMA E' COMPOSTO DA PROFILI CON TENDITORI INTEGRATI REGOLABILI CHE PERMETTONO LA MESSA A PUNTO DELLA PALNARITA' DELL'ANTA.

CARATTERISTICHE FONDAMENTALI:
TALE SISTEMA MODULARE PREVEDE LA POSSIBILITA' DI AVERE PIU' COMBINAZIONI.
L'ASSEMBLAGGIO DELL'ANTA E' REALIZZATO CON I RELATIVI ACCESSORI.

ALUMINIUM PROFILE SYSTEMS FOR DOORS.
THIS SYSTEM IS COMPOSED OF PROFILES WITH INTEGRATED ADJUSTABLE TENSIONERS THAT ALLOW FINE TUNING OF THE DOOR FLATNESS.

KEY FEATURES:
THIS MODULAR SYSTEM PROVIDES FOR THE POSSIBILITY OF HAVING SEVERAL COMBINATIONS.
THE DOOR ASSEMBLY IS MADE WITH THE RELEVANT ACCESSORIES.

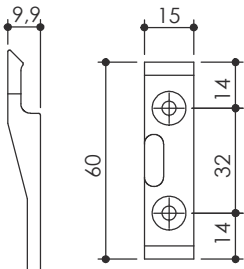
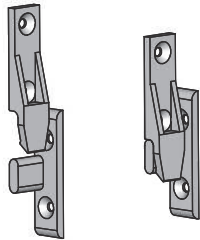
FINITURE A RICHIESTA:

ANODIZZATO NATURALE.
ANODIZZATO SATINATO.
FONDO PREVERNICIATURA
VERNICIATO BIANCO.
RIVESTITO CARTA.
RIVESTITO TRANCIATO LEGNO.

FINISHES ON REQUEST:

NATURAL ANODISED.
SATIN ANODISED.
PRE-PAINTED BASE
PAINTED WHITE.
PAPER COATED.
WOOD VENEER COATED.

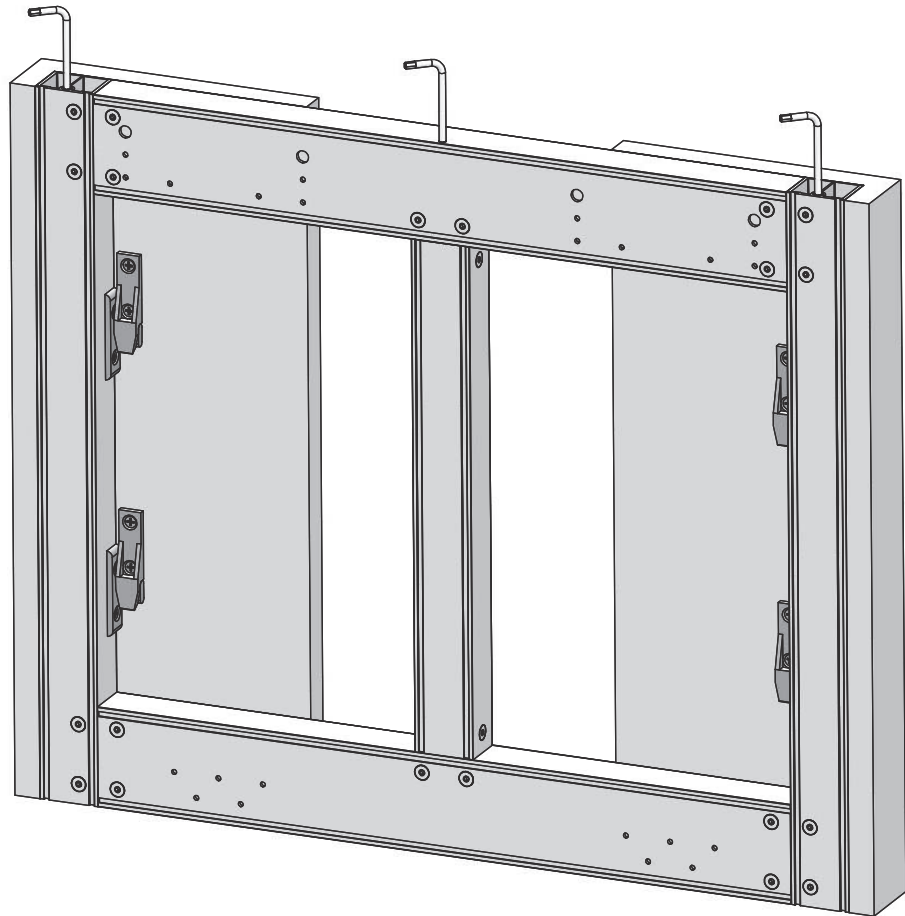
accessori
accessory



giunto Keku

Keku junction

cod. P.A526.00



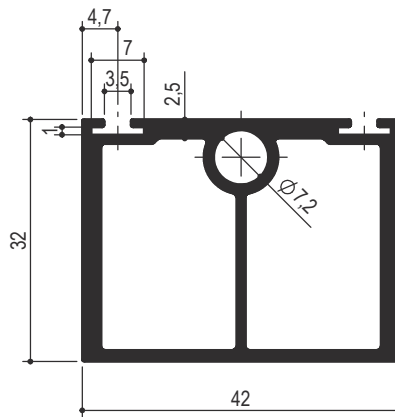


Sistema di profili in alluminio per ante con tenditore serie ST930 Aluminium profile systems for doors with ST930 integrated adjuster

DENSITA' LINEARE
ST931 920 g/m , ST932 1320 g/m
LUNGHEZZA: MIN 1200 MAX 2800

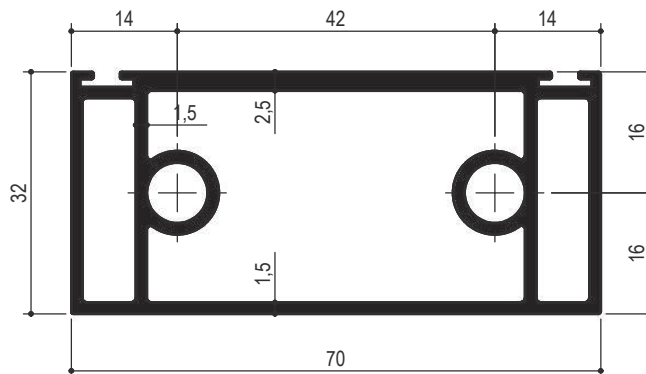
LINEAR DENSITY
ST931 920 g/m , ST932 1320 g/m
LENGTH : MIN. 1200 MAX. 2800

ST931



ACCESSORI PER ESTRUSI
ACCESSORIES FOR ALUMINUM

ST932

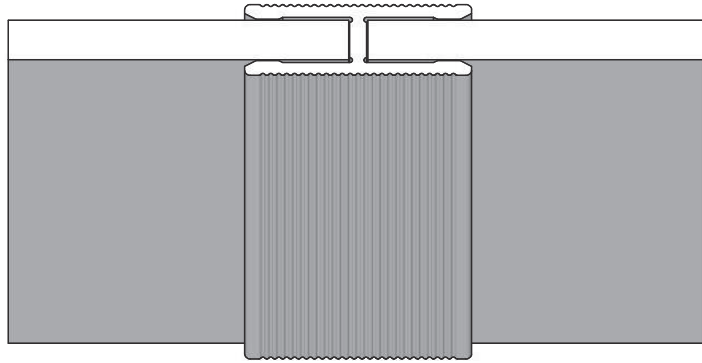




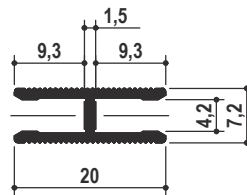
Giunzione schienale alluminio estrusa
Extruded aluminium backrest junction

Serie STS100

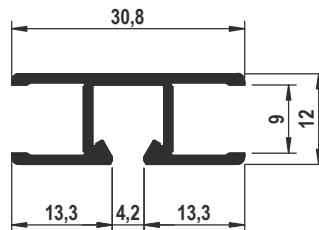
STS100 Series



STS101



STS102

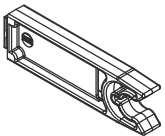
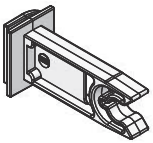
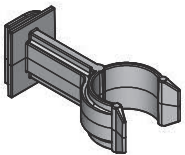




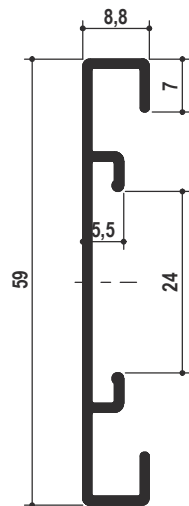
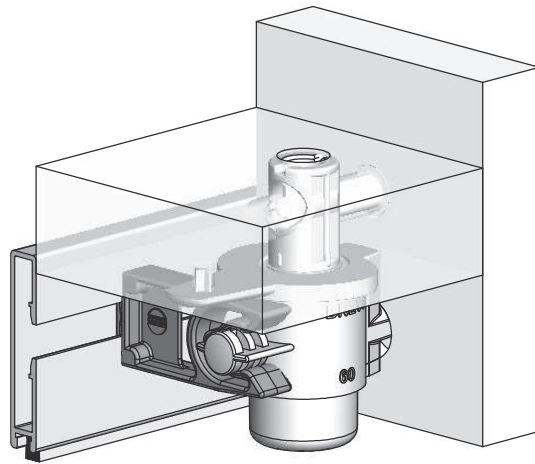
Zoccolini alluminio estrusi
Extruded aluminium plinth

Serie STZ100-110

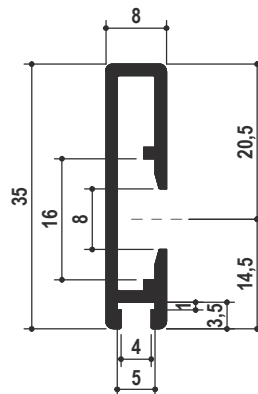
STZ100-110 Series



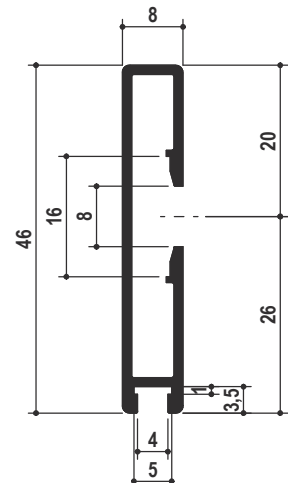
ACCESSORI
ACCESSORIES



STZ101



STZ111

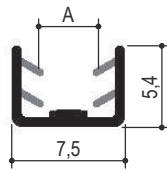


STZ112



Accessori per estrusi - Guarnizioni e spazzolini

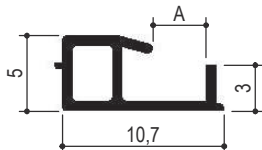
Accessories for aluminium -Seals and weatherseals



lunghezza 3000 mm

tipo type	misura measure	A	finitura finishing
S.P.A052.	04.	4	00 trasparente <i>transparent</i>
	05.	5	

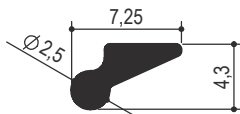
es./e.g.: S.P.A052.04.00



lunghezza 3000 mm

tipo type	misura measure	A	finitura finishing
S.P.A564.11	04.	4	00 trasparente <i>transparent</i>
	05.	5	

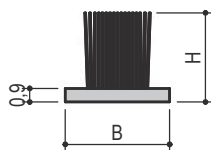
es./e.g.: S.P.A564.04.00



lunghezza 3000 mm

tipo type	finitura finishing
S.P.A507.	00 trasparente <i>transparent</i>

es./e.g.: S.P.A507.00



lunghezza 3000 mm

tipo type	H	B	finitura finishing
C.A041.	12	6,9	00 nero <i>black</i>
C.A043.	9	4,8	
C.A043.	12	4,8	55 grigio <i>grey</i>
C.A088.	9	6,9	

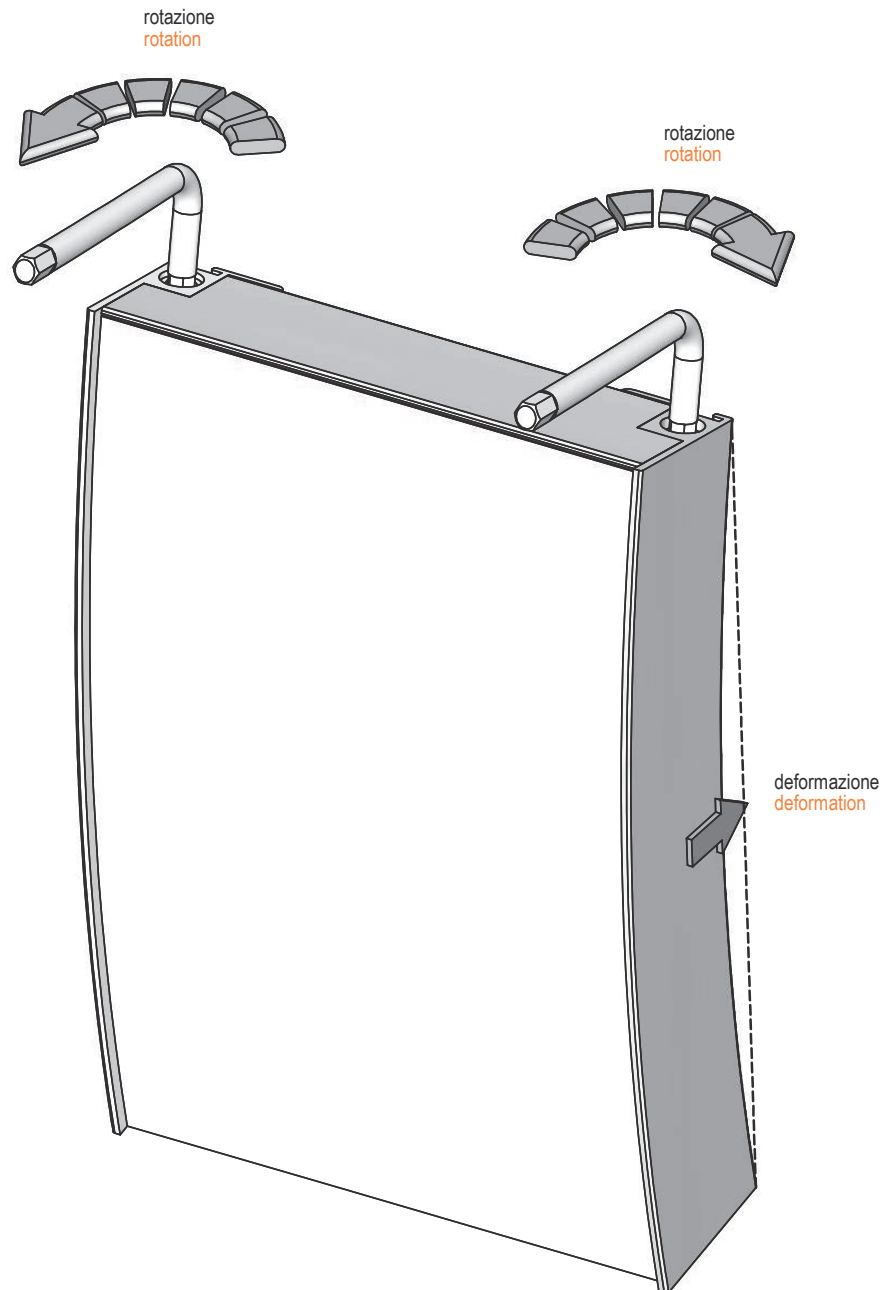
es./e.g.: C.A041.00

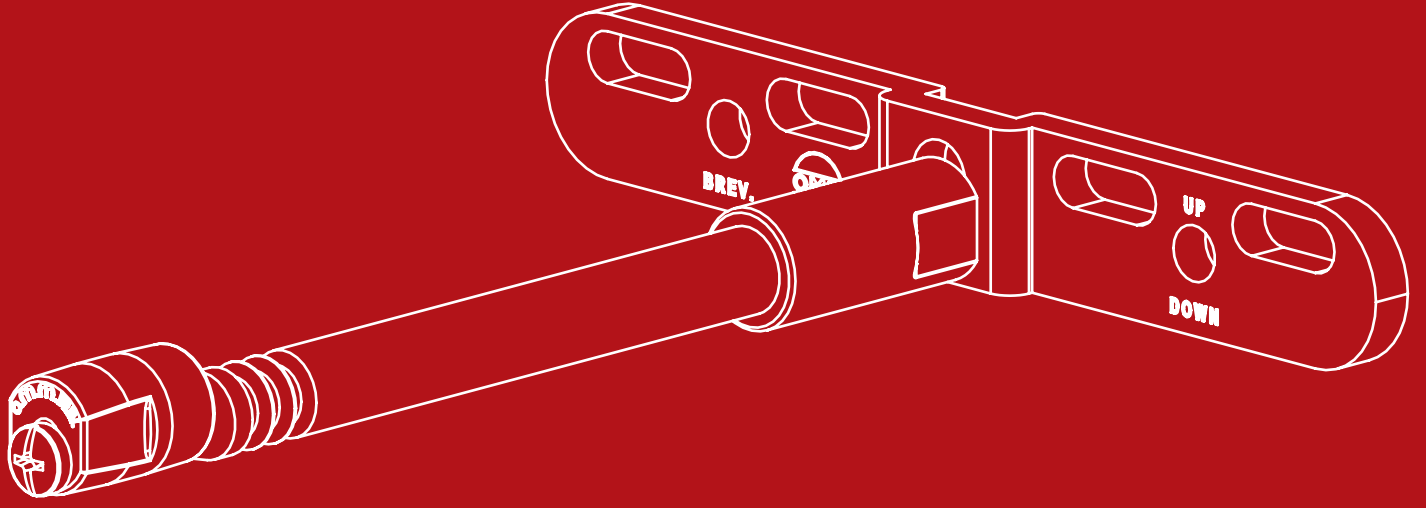


Convenzione assemblaggio e regolazione tenditori all. dx-sx Convention assembly dx-sx sides on the wardrobe adjusters

PER OTTENERE LO STESSO VERSO DI ROTAZIONE DELLE CHIAVI E DI CONSEGUENZA LO STESSO VERSO DI DEFORMAZIONE DEL PANNELLO OSSERVARE LE TACCHE DI RIFERIMENTO ESEGUITE SULL'ALLUMINIO CHE VANNO POSTE DALLA STESSA PARTE.

IN ORDER TO GET THE SAME KEY ROTATION, PLEASE SEE THE REFERRING GROOVES, WHICH MUST BE LOCATED IN THE SAME SIDE.







Ferramenta Hardware Solutions

REGGIMENSOLE DELLA SERIE MN100 SONO CARATTERIZZATE DALLE PARTICOLARITA' SOTTO DESCRITTE.

A: REGOLAZIONE DI POSIZIONAMENTO ORIZZONTALE DELLA MENSOLA.

B: REGOLAZIONE DI INCLINAZIONE FRONTALE DELLA MENSOLA.

C: CAVA PER ALLOGGIAMENTO GRANO ANTISFILAMENTO.

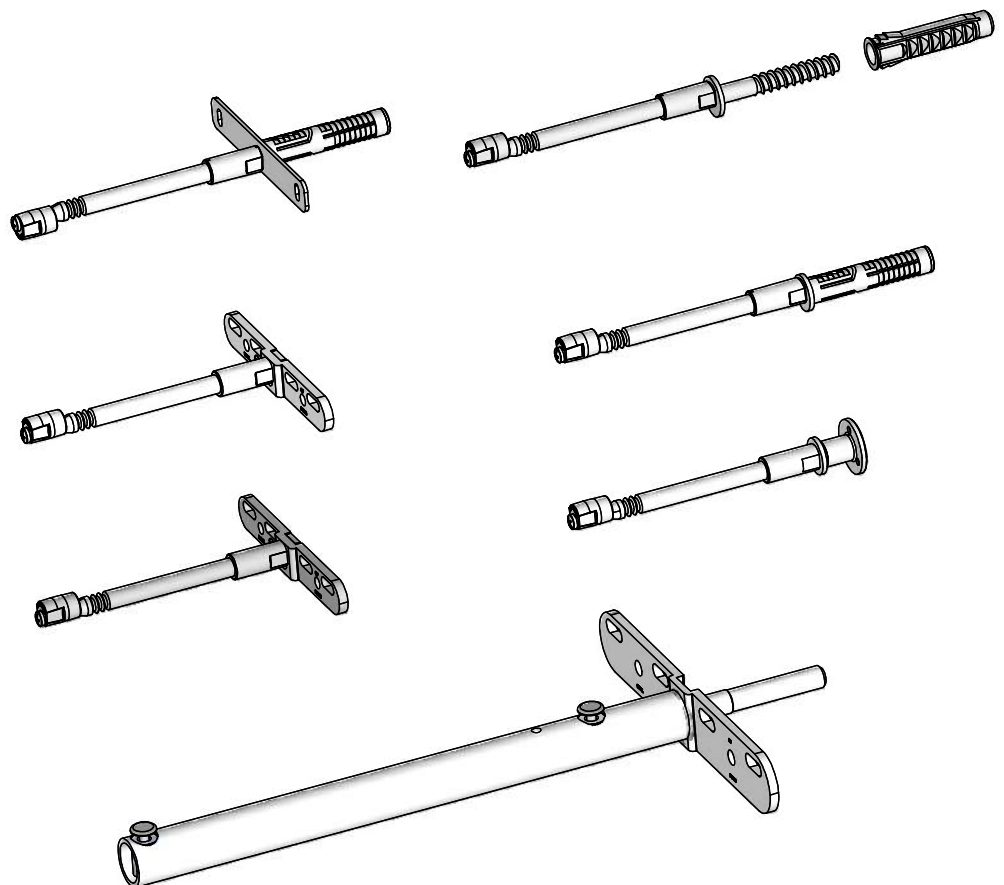
MN100 SERIES SHELF SUPPORTS ARE CHARACTERISED BY THE FEATURES DESCRIBED BELOW.

A: ADJUSTMENT OF HORIZONTAL POSITIONING OF THE SHELF.

B: FRONT TILT ADJUSTMENT OF THE SHELF.

C: SLOT FOR HOUSING OF ANTI-EXTRACTION GRAIN.

Reggimensola registrabili Adjustable shelf support





Reggimensola registrabili tipo MN101 Adjustable shelf support type MN101

acciaio - zama
steel - die-cast

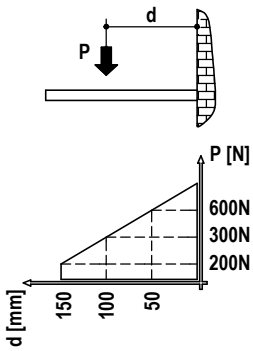
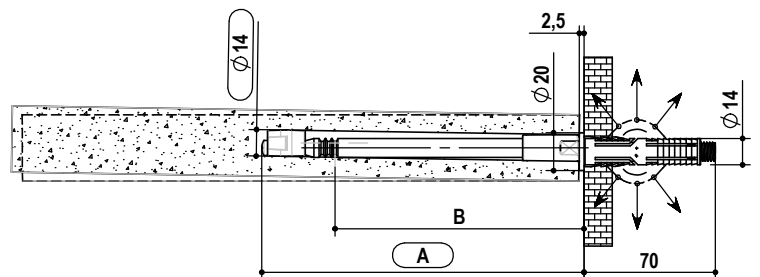
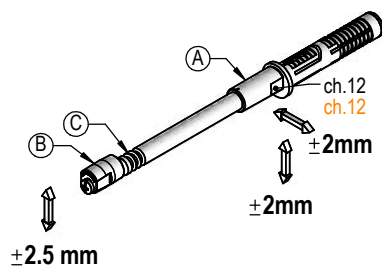


DIAGRAMMA DI CARICO
DIAGRAM LOADING CAPACITY



tipo type	misura measure	A	B	finitura finishing	box	kg/box
A.MN101.	120.	120	75	02 zincato bianco white zinc	100	13,5
	145.	145	100		100	14,7
	170.	170	125		100	16,3

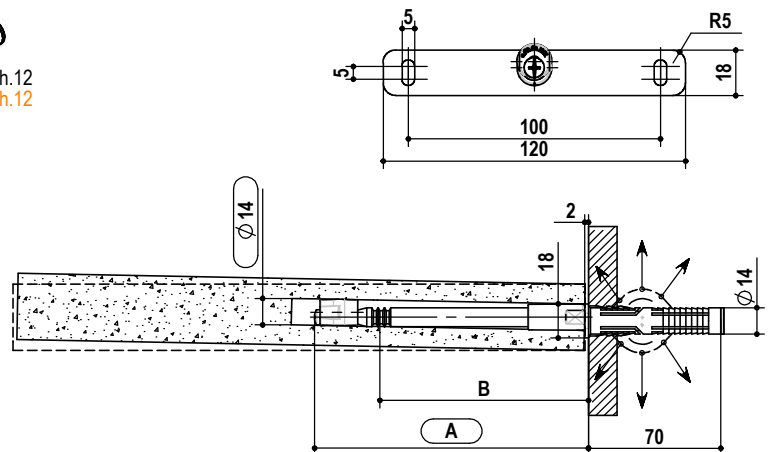
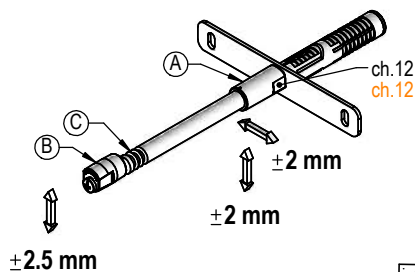
es./e.g.: A.MN101.145.02

CARATTERISTICHE FONDAMENTALI:
DOPPIA REGOLAZIONE
"A" ORIZZONTALE E VERTICALE.
"B" INCLINAZIONE.
"C" POSSIBILITA' DI AVVITARE UN
GRANO NELLA GOLA PER EVITARE
LO SFILAMENTO DELLA MENSOLA.
SI CONSIGLIA DI FARE LE
REGOLAZIONI APPOGGIANDO LA
MENSOLA SUI REGGIMENSOLA, E
UNA VOLTA ESEGUITE LE
REGOLAZIONI INFILARE LA
MENSOLA NELLE OPPORTUNE SEDI.

GENERAL ADVANTAGES:
DOUBLE ADJUSTMENTS
"A" HORIZONTAL ANDVERTICAL
"B" INCLINATION
"C" POSSIBILITY TO INSERT A GRAIN
FOR ANTI-DROP SYSTEM.
WE SUGGEST TO ADJUST BY
LOCATING THE SHELF UPON THE
SUPPORTS, AND INSERT IT AFTER
THE ADJUSTMENTS.

Reggimensola registrabili tipo MN102 Adjustable shelf support type MN102

acciaio - zama
steel - die-cast



tipo type	misura measure	A	B	finitura finishing	box	Kg/box
A.MN102.	120.	120	75	02 zincato bianco white zinc	100	16,1
	145.	145	100		100	17,3
	170.	170	125		100	19,0

es./e.g.: A.MN102.145.02



Reggimensola registrabili tipo MN115 Adjustable shelf support type MN115

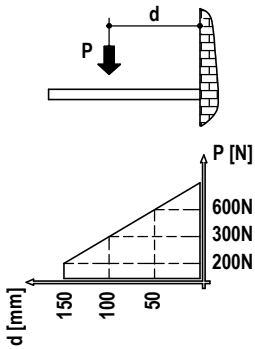
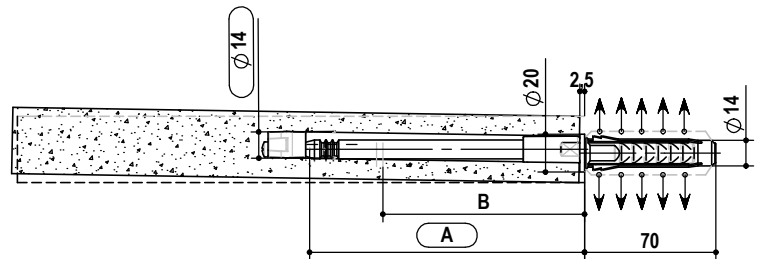
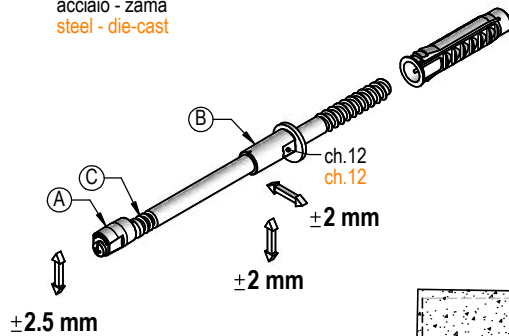


DIAGRAMMA DI CARICO
DIAGRAM LOADING CAPACITY

CARATTERISTICHE FONDAMENTALI:
DOPPIA REGOLAZIONE
"A" ORIZZONTALE E VERTICALE.
"B" INCLINAZIONE.
"C" POSSIBILITA' DI AVVITARE UN GRANO NELLA GOLA PER EVITARE LO SFILAMENTO DELLA MENSOLA. SI CONSIGLIA DI FARE LE REGOLAZIONI APPOGGIANDO LA MENSOLA SUI REGGIMENSOLA, E UNA VOLTA ESEGUITE LE REGOLAZIONI INFILARE LA MENSOLA NELLE OPPORTUNE SEDI.

GENERAL ADVANTAGES:
DOUBLE ADJUSTMENTS
"A" HORIZONTAL AND VERTICAL
"B" INCLINATION
"C" POSSIBILITY TO INSERT A GRAIN FOR ANTI-DROP SYSTEM. WE SUGGEST TO ADJUST BY LOCATING THE SHELF UPON THE SUPPORTS, AND INSERT IT AFTER THE ADJUSTMENTS.

acciaio - zama
steel - die-cast

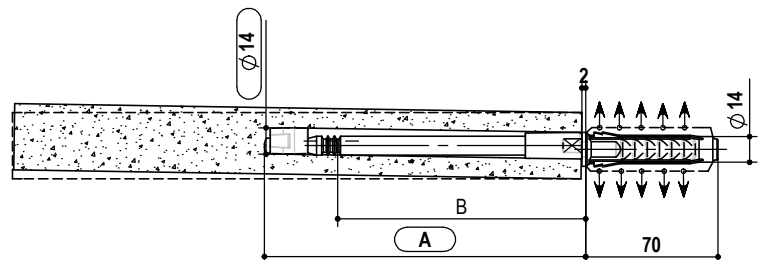
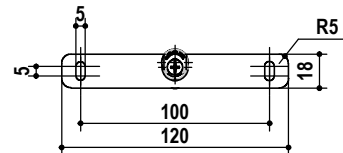
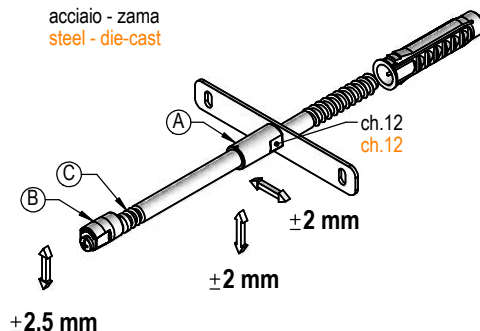


tipo type	misura measure	A	B	finitura finishing	box	kg / box
A.MN115.	120.	120	75	02 zincato bianco white zinc	100	13,6
	145.	145	100			14,8
	170.	170	125			16,5

es./e.g.: A.MN115.145.02

Reggimensola registrabili tipo MN116 Adjustable shelf support type MN116

acciaio - zama
steel - die-cast



tipo type	misura measure	A	B	finitura finishing	box	kg / box
A.MN116.	120.	120	75	02 zincato bianco white zinc	100	16,4
	145.	145	100			17,6
	170.	170	125			19,2

es./e.g.: A.MN116.145.02



Reggimensola registrabili tipo MN121 Adjustable shelf support type MN121

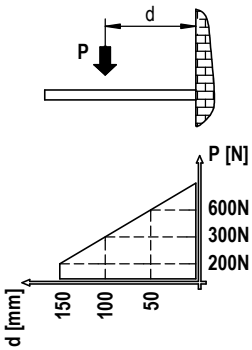
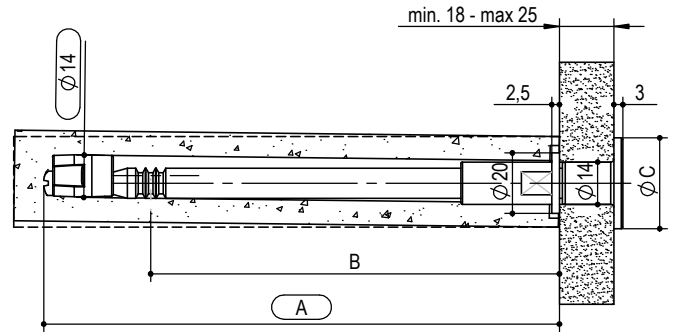
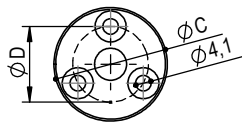
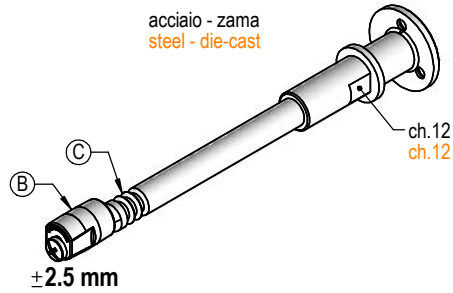


DIAGRAMMA DI CARICO
DIAGRAM LOADING CAPACITY

CARATTERISTICHE FONDAMENTALI:
"B" INCLINAZIONE.
"C" POSSIBILITA' DI AVVITARE UN GRANO NELLA GOLA PER EVITARE LO SFILAMENTO DELLA MENSOLA. SI CONSIGLIA DI FARE LE REGOLAZIONI APPOGGIANDO LA MENSOLA SUI REGGIMENSOLA, E UNA VOLTA ESEGUITE LE REGOLAZIONI INFILARE LA MENSOLA NELLE OPPORTUNE SEDI.

GENERAL ADVANTAGES:
DOUBLE ADJUSTMENTS
"C" POSSIBILITY TO INSERT A GRAIN FOR ANTI-DROP SYSTEM.
WE SUGGEST TO ADJUST BY LOCATING THE SHELF UPON THE SUPPORTS, AND INSERT IT AFTER THE ADJUSTMENTS.



tipo type	misura measure	A	B	C	D	finitura finishing	box	kg / box
A.MN121.	120.	120	75	30.	30	02 zincato bianco white zinc	100	12,8
	145.	145	100	40.	30			14,0
	170.	170	125					15,5

es./e.g.: A.MN121.145.40.02

Reggimensola registrabili tipo MN111 Adjustable shelf support type MN111

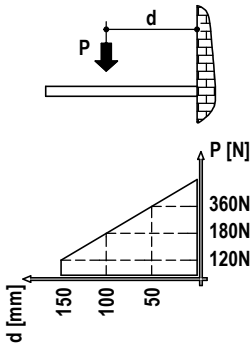
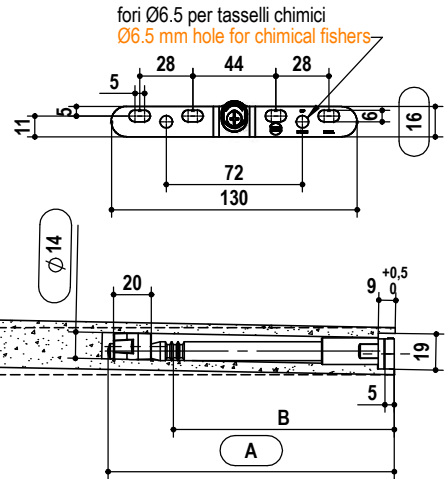
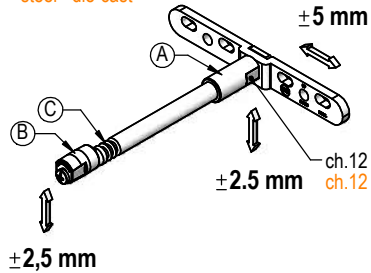


DIAGRAMMA DI CARICO
LOADING CAPACITY DIAGRAM

CARATTERISTICHE FONDAMENTALI:
DOPPIA REGOLAZIONE
"A" ORIZZONTALE E VERTICALE.
"B" INCLINAZIONE.
"C" POSSIBILITA' DI AVVITARE UN GRANO
NELLA GOLA PER EVITARE LO SFILAMENTO
DELLA MENSOLA.
SI CONSIGLIA DI FARE LE REGOLAZIONI
APPOGGIANDO LA MENSOLA SUI
REGGIMENSOLA, E UNA VOLTA ESEGUITE
LE REGOLAZIONI INFILARE LA MENSOLA
NELLE OPPORTUNE SEDI.

GENERAL ADVANTAGES:
DOUBLE ADJUSTMENTS
"A" HORIZONTAL ANDVERTICAL
"B" INCLINATION
"C" POSSIBILITY TO INSERT A GRAIN FOR
ANTI-DROP SYSTEM.
WE SUGGEST TO ADJUST BY LOCATING
THE SHELF UPON THE SUPPORTS, AND
INSERT IT AFTER THE ADJUSTMENTS.

acciaio - zama
steel - die-cast



tipo type	misura measure	A	B	finitura finishing	box	kg / box
A.MN111.	120.	120	75	02 zincato bianco white zinc	100	14,0
	150.	150	105			15,3
	175.	175	130			16,3

es./e.g.: A.MN111.150.02

Reggimensola registrabili tipo MN112 Adjustable shelf support type MN112

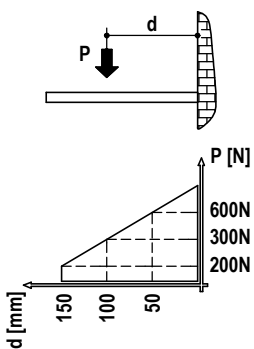
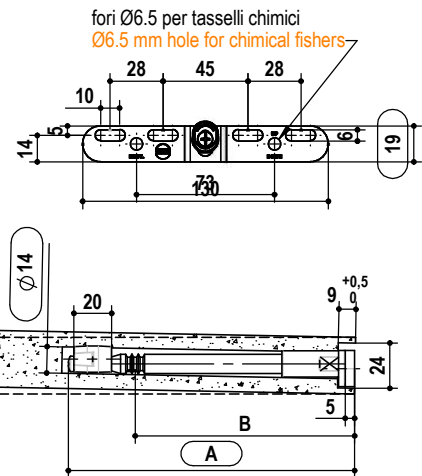
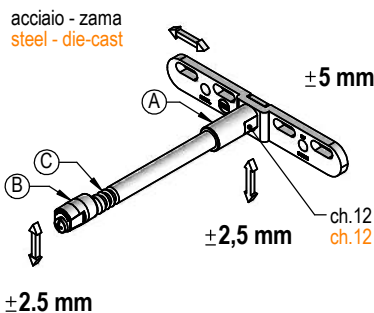


DIAGRAMMA DI CARICO
LOADING CAPACITY DIAGRAM



tipo type	misura measure	A	B	finitura finishing	box	kg / box
A.MN112.	120.	120	75	02 zincato bianco white zinc	100	14,0
	150.	150	105			16,3
	175.	175	130			17,3

es./e.g.: A.MN112.150.02



Cod. C.A188.00
TASSELLI PER CARTONGESSO
DRYWALL ANCHORS

Reggimensola registrabili tipo MN113 Adjustable shelf support type MN113

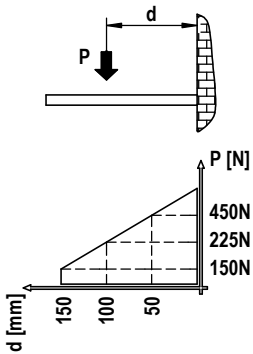
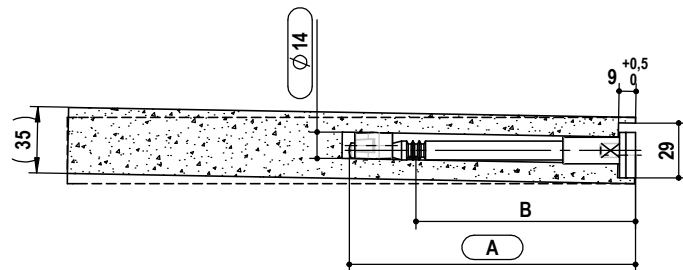
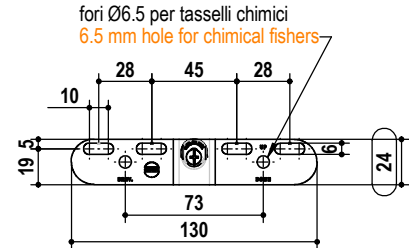
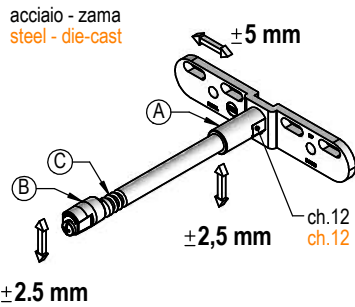


DIAGRAMMA DI CARICO
LOADING CAPACITY DIAGRAM

CARATTERISTICHE FONDAMENTALI:
DOPPIA REGOLAZIONE
"A" ORIZZONTALE E VERTICALE.
"B" INCLINAZIONE.
"C" POSSIBILITA' DI AVVITARE UN GRANO
NELLA GOLA PER EVITARE LO SFILAMENTO
DELLA MENSOLA.
SI CONSIGLIA DI FARE LE REGOLAZIONI
APPOGGIANDO LA MENSOLA SUI
REGGIMENSOLA, E UNA VOLTA ESEGUITE
LE REGOLAZIONI INFILARE LA MENSOLA
NELLE OPPORTUNE SEDI.

GENERAL ADVANTAGES:
DOUBLE ADJUSTMENTS
"A" HORIZONTAL ANDVERTICAL
"B" INCLINATION
"C" POSSIBILITY TO INSERT A GRAIN FOR
ANTI-DROP SYSTEM.
WE SUGGEST TO ADJUST BY LOCATING
THE SHELF UPON THE SUPPORTS, AND
INSERT IT AFTER THE ADJUSTMENTS.



tipo	misura	A	B	finitura	box	kg / box
type	measure			finishing		
A.MN113.	120.	120	75	02 zincato bianco white zinc	100	16,8
	150.	150	105			18,2
	175.	175	130			19,8

es./e.g.: A.MN113.150.02

Reggimensola registrabili tipo MN114 Adjustable shelf support type MN114

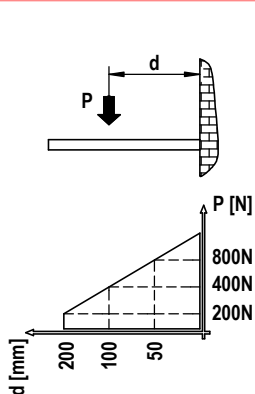
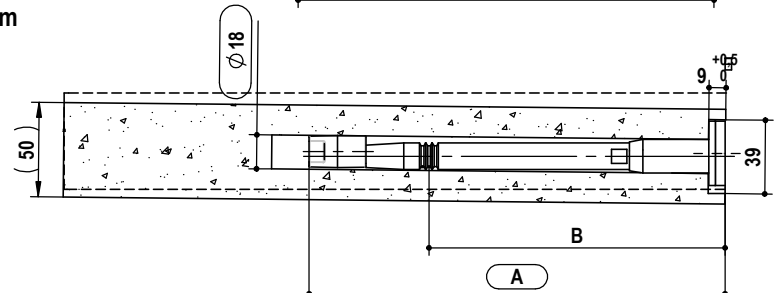
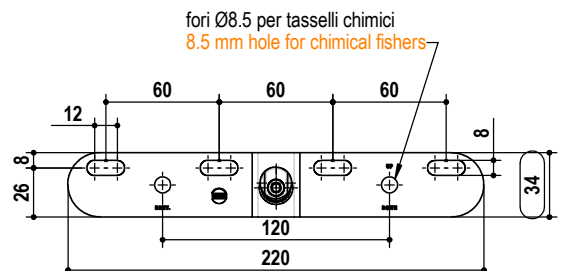
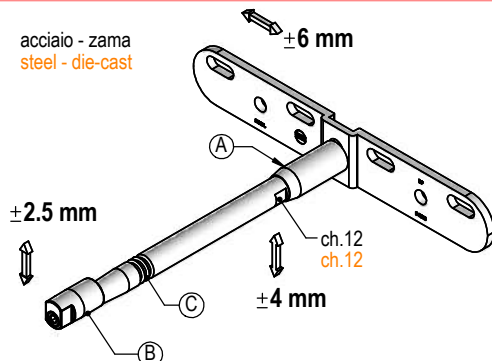


DIAGRAMMA DI CARICO
LOADING CAPACITY DIAGRAM



DISPONIBILI TASSELLI PER
CARTONGEZZO
AVAILABLE FOR DRYWALL
ANCHORS



tipo	misura	A	B	finitura	box	kg / box
type	measure			finishing		
A.MN114.	220.	220	145	02 zincato bianco white zinc	25	26,2
	350.	350	175			32

es./e.g.: A.MN114.350.02

Reggimensola registrabili tipo MN201 Adjustable shelf support type MN201

acciaio - zama
steel - die-cast

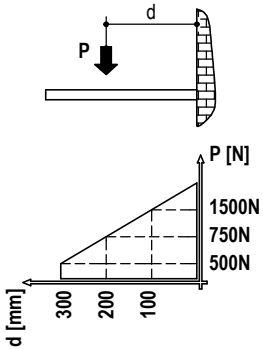
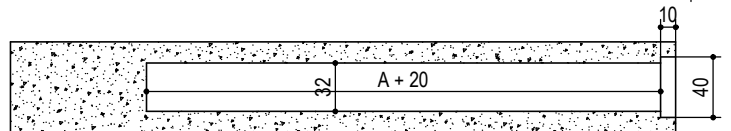
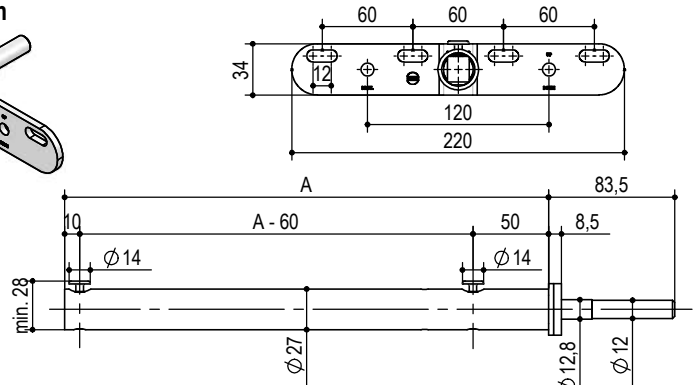
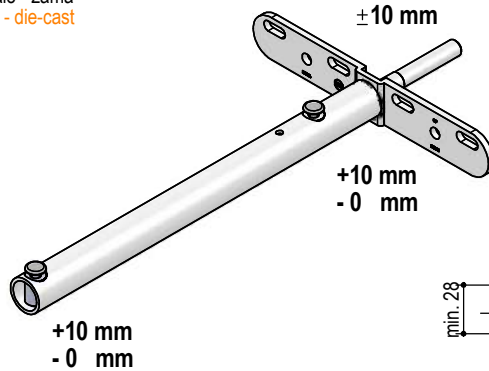


DIAGRAMMA DI CARICO
LOADING CAPACITY DIAGRAM

CARATTERISTICHE FONDAMENTALI:
DOPPIA REGOLAZIONE
"B" INCLINAZIONE.
"C" POSSIBILITA' DI AVVITARE UN
GRANO NELLA GOLA PER EVITARE
LO SFILAMENTO DELLA MENSOLA.
SI CONSIGLIA DI FARE LE
REGOLAZIONI APPOGGIANDO LA
MENSOLA SUI REGGIMENSOLA, E
UNA VOLTA ESEGUITE LE
REGOLAZIONI INFILARE LA
MENSOLA NELLE OPPORTUNE SEDI.

GENERAL ADVANTAGES:
DOUBLE ADJUSTMENTS
"A" HORIZONTAL ANDVERTICAL
"C" POSSIBILITY TO INSERT A GRAIN
FOR ANTI-DROP SYSTEM.
WE SUGGEST TO ADJUST BY
LOCATING THE SHELF UPON THE
SUPPORTS, AND INSERT IT AFTER
THE ADJUSTMENTS.



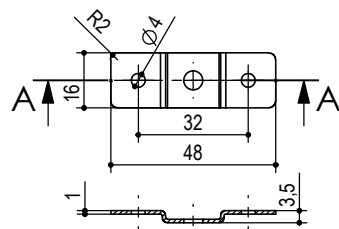
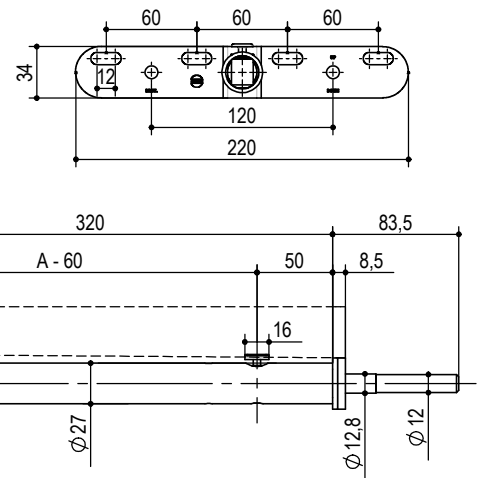
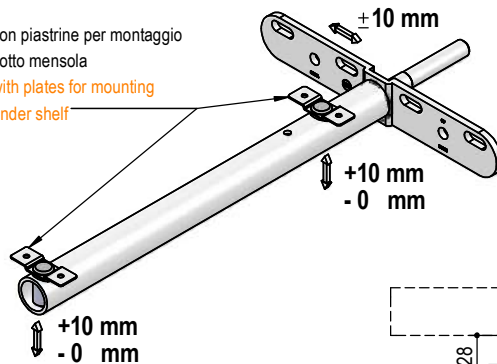
tipo type	misura measure	A	finitura finishing	box	kg / box
A.MN201.	328.	328	02 zincato bianco white zinc	20	18
	200.	200			14

es./e.g.: A.MN201.328.02

Reggimensola registrabili tipo MN202 Adjustable shelf support type MN202

acciaio - zama
steel - die-cast

con piastrine per montaggio
sotto mensola
with plates for mounting
under shelf



tipo type	misura measure	A	finitura finishing	box	kg / box
A.MN201.	328.	328	02 zincato bianco white zinc	20	18
	200.	200			14

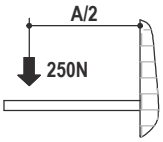
SEZIONE A-A
SCALA 1 : 2.2

es./e.g.: A.MN202.328.02

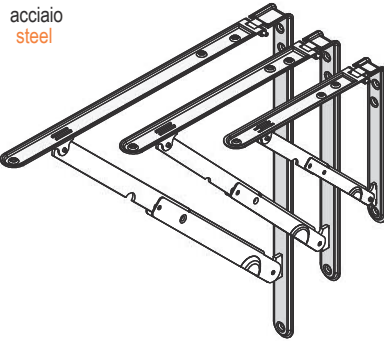


Reggimensole pieghevoli tipo MN188

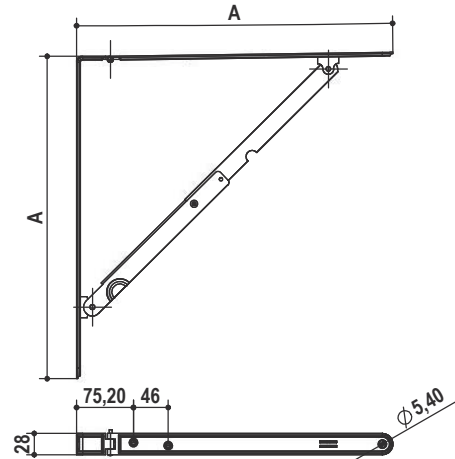
Folding shelf supports type MN188



PER UNA REGGIEMENSOLA
FOR ONE SHELF SUPPORT



acciaio
steel

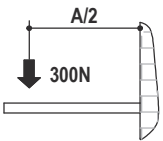


tipo type	misura measure	A	finitura finishing	box	kg / box
MN188.	200.	200	51 bianco white	100	24
	300.	300	52 marrone brown	60	27,6
	400.	400	53 nero black	40	26,4

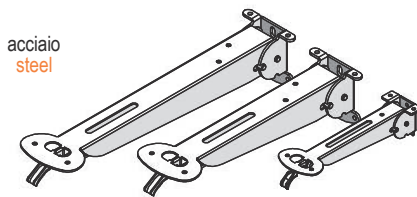
es./e.g.: MN188.300.52

Reggimensole pieghevoli tipo MN191

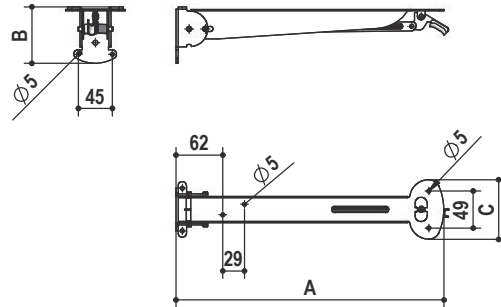
Folding shelf supports type MN191



PER UNA REGGIEMENSOLA
FOR ONE SHELF SUPPORT



acciaio
steel



tipo type	misura measure	A	B	C	finitura finishing	box	kg / box
MN191.	TP.	180	43	55	51 bianco white	100	18,7
	TM.	280	75	80	52 marrone brown	30	16,4
	TG.	355	75	80	53 nero black	24	15,6

es./e.g.: MN191.TM.52



Reggipannello Hanging bracket

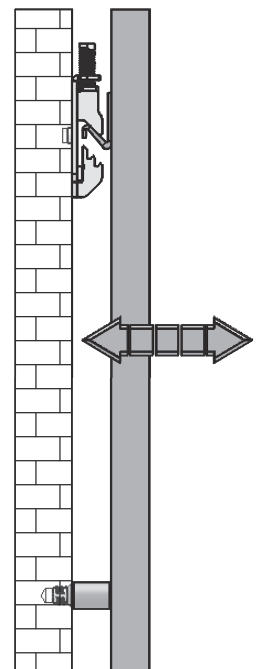
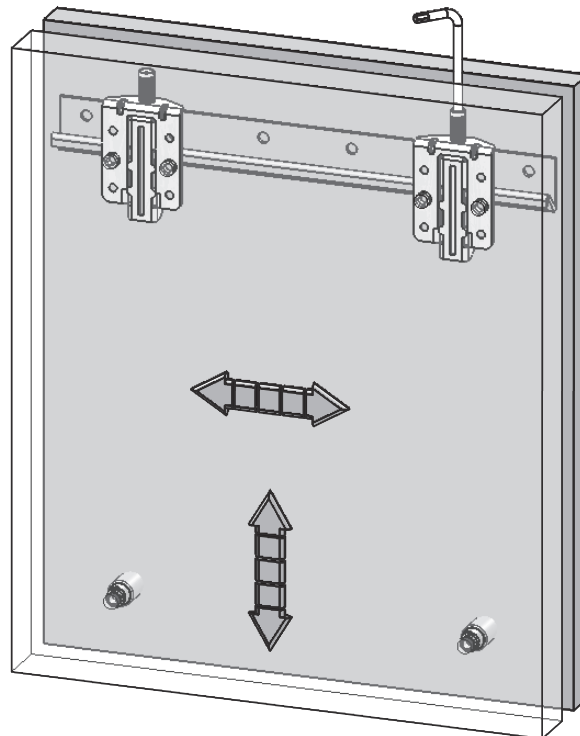
REGGIPANNELLO DELLA SERIE
ATC100.

CATTERISTICHE FONDAMENTALI:
REGOLABILE NELLE TRE
DIREZIONI.
REGOLAZIONE IN ALTEZZA
REALIZZABILE CON CHIAVE ES 4
ACCESSIBILE DALL'ALTO.
REGOLAZIONE LATERALE,
AUTOREGOLAZIONE IN
PROFONDITA'.
POSSIBILITA' DI STAFFA OPPURE
BARRA A MURO
DISPOSITIVO ANTI
SGANCIAMENTO.
DISPONIBILE CON E SENZA I DUE
RIFERIMENTI DI ASSEMBLAGGIO
PER FISSAGGIO PANNELLO.

ATC100 SERIES HANGING
BRACKET.

KEY FEATURES:
ADJUSTABLE IN THREE
DIRECTIONS.
HEIGHT ADJUSTMENT WITH
ALLEN KEY 4 ACCESSIBLE FROM
ABOVE.
LATERAL ADJUSTMENT, SELF-
REGULATION IN DEPTH.
BRACKET OR WALL MOUNTED
BAR AVAILABLE.
ANTI-RELEASE DEVICE.
AVAILABLE WITH AND WITHOUT
THE TWO ASSEMBLY
REFERENCES FOR PANEL
FIXING.

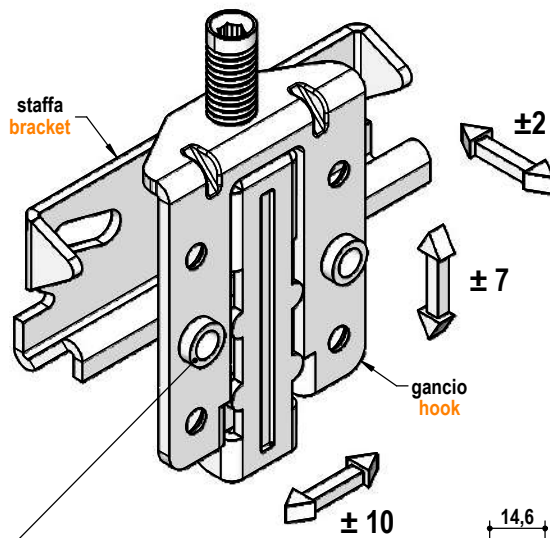
Serie ATC100 ATC100 series



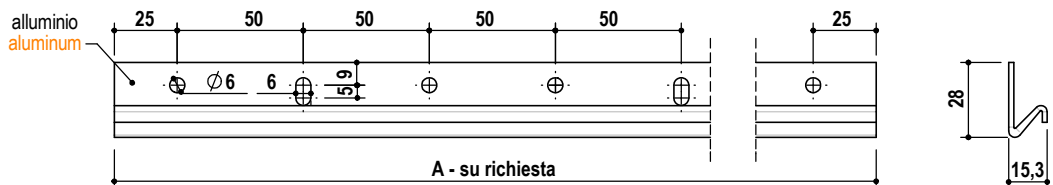
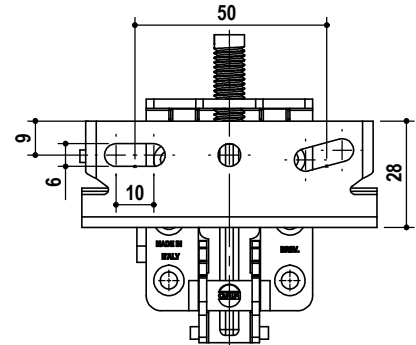
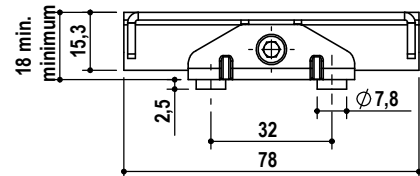
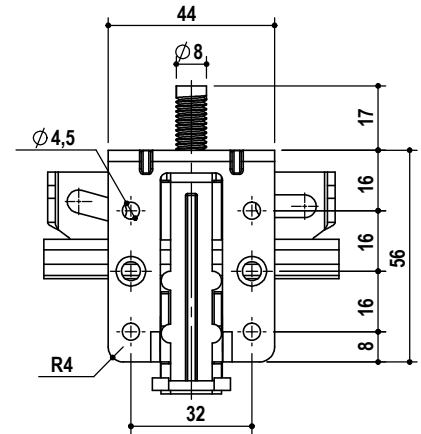
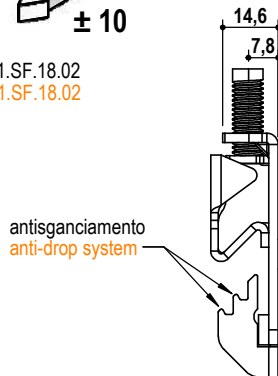
Reggipannello tipo ATC101

Hanging Brackets type ATC101

800 N lamiera stampata
metal sheet



versione senza riferimenti A.ATC101.SF.18.02
version without reference A.ATC101.SF.18.02



parte part	tipo type	misura measure	finitura finishing	box	kg / box
gancio - hook	A.ATC101.	18.	02 zincato bianco white zinc	300	21,9
gancio + staffa hook + braket	ATC101.	-		100	12,2
staffa - braket	P.A403.	-		300	14,7
barra - wall bar	P.A403.	su richiesta - on demand	00 grezzo raw	-	-

es: A.ATC101.18.02 es: P.A403.02 es: P.A403.3000.00



Reggipensile Cabinet hanger

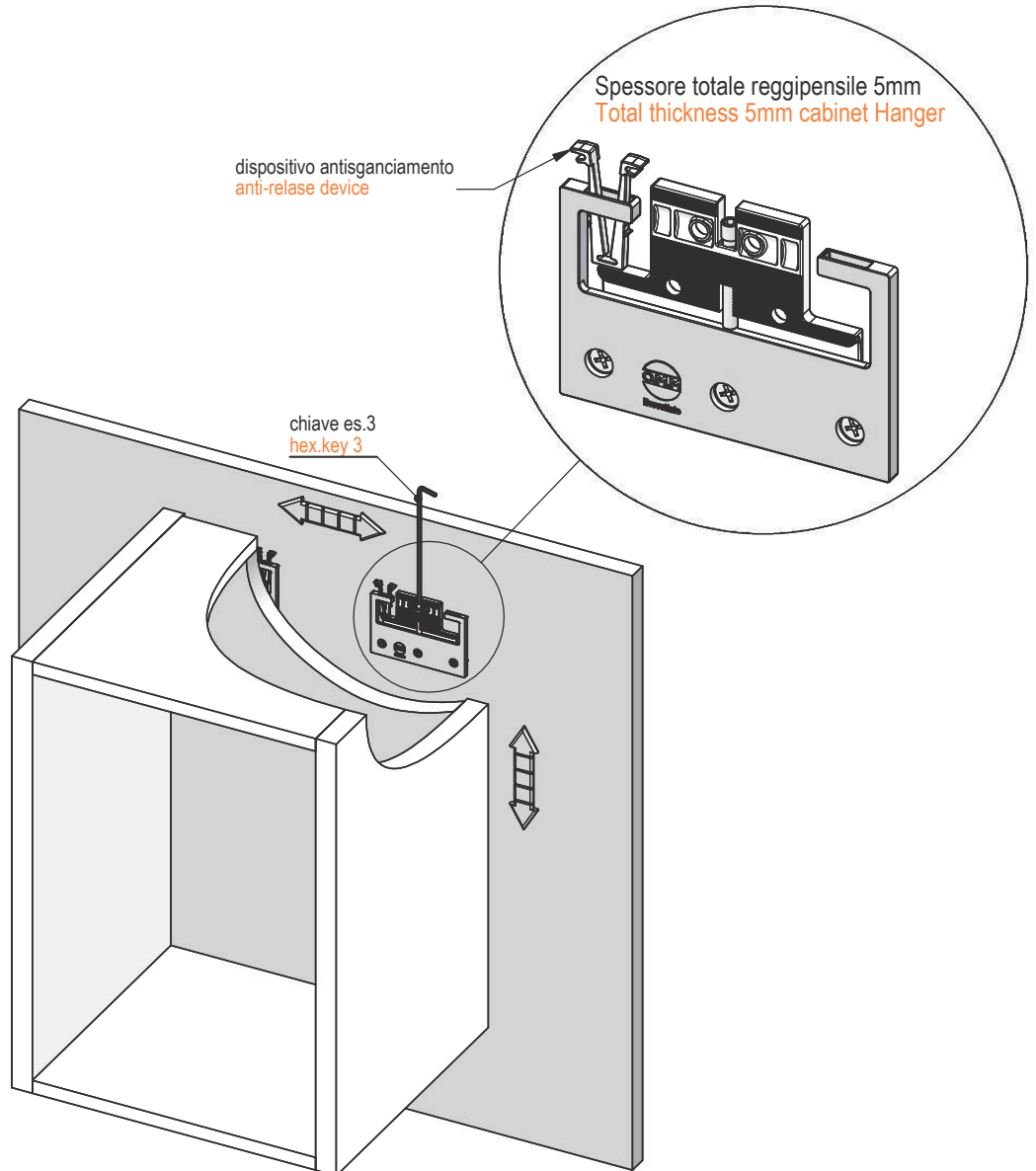
Serie ATC150 ATC150 series

REGGIPENSILE DELLA SERIE
ATC150.

CATTERISTICHE FONDAMENTALI:
REGOLABILE IN DUE DIREZIONI.
REGOLAZIONE IN ALTEZZA CON
CHIAVE ES 3 DALL'ALTO.
REGOLAZIONE LATERALE
MANUALE.
DOTATO DI DISPOSITIVO
ANTISGANCIAMENTO.
RIDOTTO INGOMBRO A 5MM

ATC150 SERIES CABINET
HANGER.

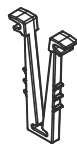
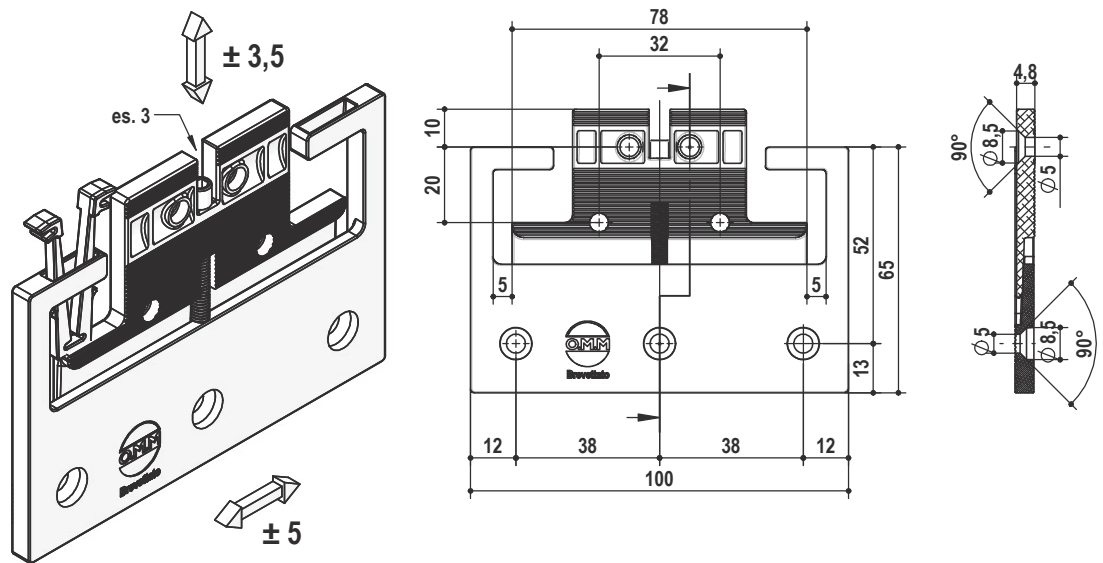
KEY FEATURES:
ADJUSTABLE IN TWO
DIRECTIONS.
HEIGHT ADJUSTMENT WITH
ALLEN KEY 3 ACCESSIBLE FROM
ABOVE.
LATERAL ADJUSTMENT
ANTI-RELEASE DEVICE.
THICKNESS ONLY 5 MM.



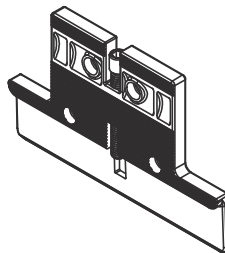
Reggipannello tipo ATC151

Hanging Brackets type ATC151

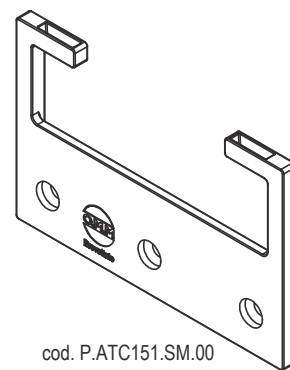
 700 N alluminio pressofuso
die cast aluminium



cod. P.ATC151.AS.00



cod.P.ATC151.SS.00



cod. P.ATC151.SM.00

tipo <u>type</u>	misura <u>measure</u>	finitura <u>finishing</u>	kg / 1000pz	pcs/box	pack
ATC151.	05.	00 grezzo raw	74	100	10

es./e.g.: ATC151.05.00



Reggipensile Cabinet hanger

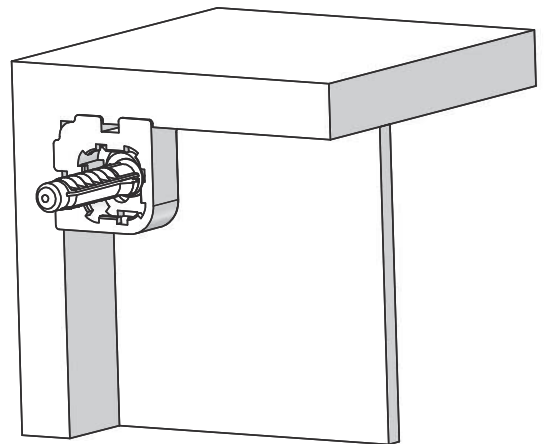
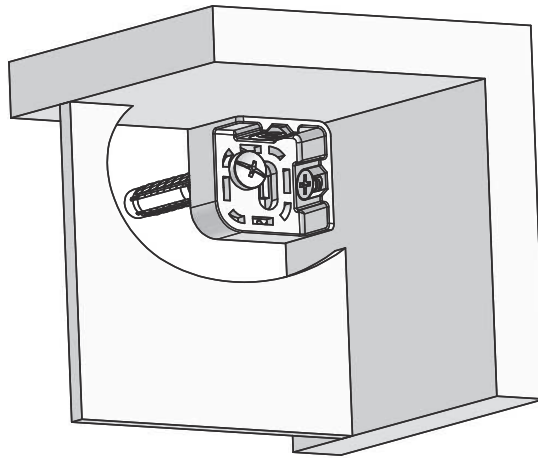

Serie ATC400 ATC400 series

REGGIPENSILE DELLA SERIE
ATC400.

CATTERISTICHE FONDAMENTALI:
REGOLABILE IN DUE DIREZIONI.
REGOLAZIONE IN ALTEZZA CON
CHIAVE ES 3 DALL'ALTO.
REGOLAZIONE LATERALE
MANUALE.
DOTATO DI DISPOSITIVO
ANTISGANCIAMENTO.
RIDOTTO INGOMBRO A 5MM

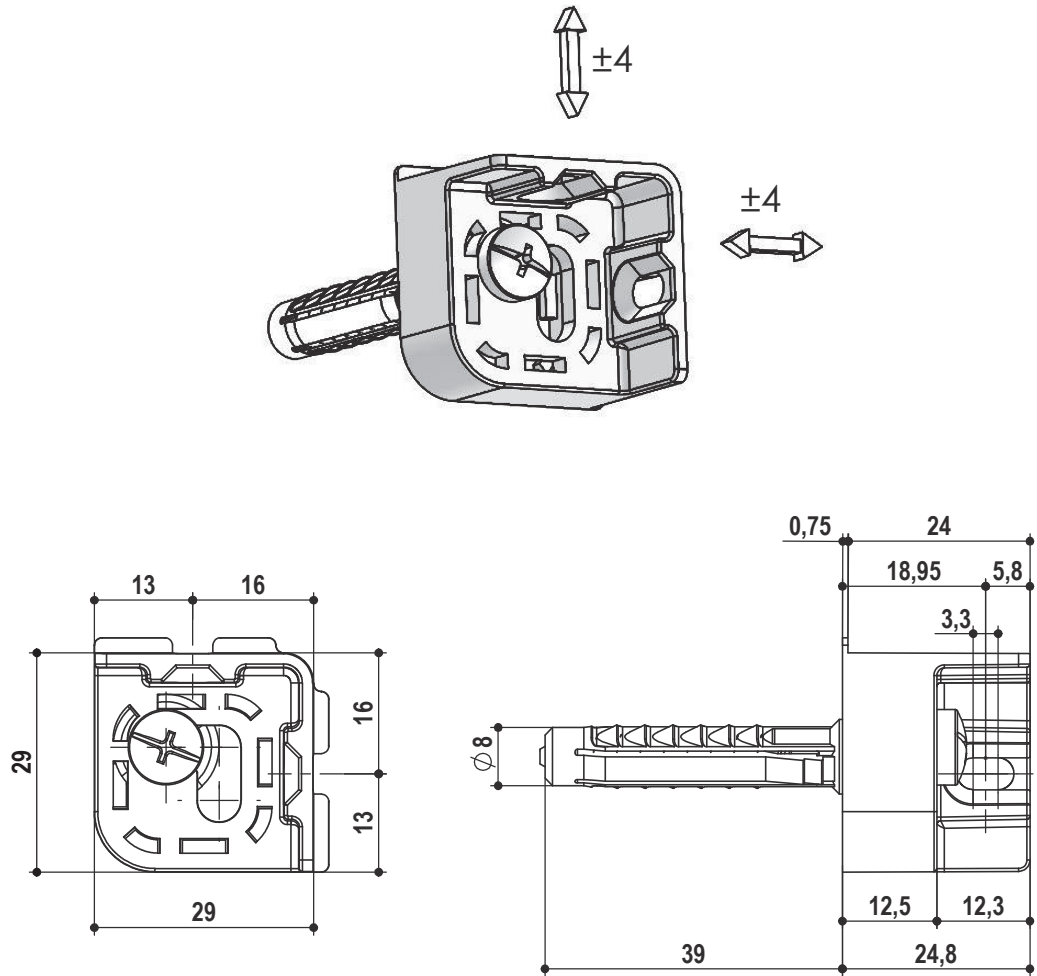
ATC400 SERIES CABINET
HANGER.

KEY FEATURES:
ADJUSTABLE IN TWO
DIRECTIONS.
HEIGHT ADJUSTMENT WITH
ALLEN KEY 3 ACCESSIBLE FROM
ABOVE.
LATERAL ADJUSTMENT
ANTI-RELEASE DEVICE.
THICKNESS ONLY 5 MM.



Reggipensile tipo ATC401

Cabinet hanger type ATC401



tipo <u>type</u>	misura <u>measure</u>	finitura <u>finishing</u>	kg / 1000pz	pcs/box	pack
ATC401.	29.	55 grigio <i>gray</i>	28	100	10

es./e.g.: ATC401.29.55



Reggipensile per montante Concealed cabinet hanger

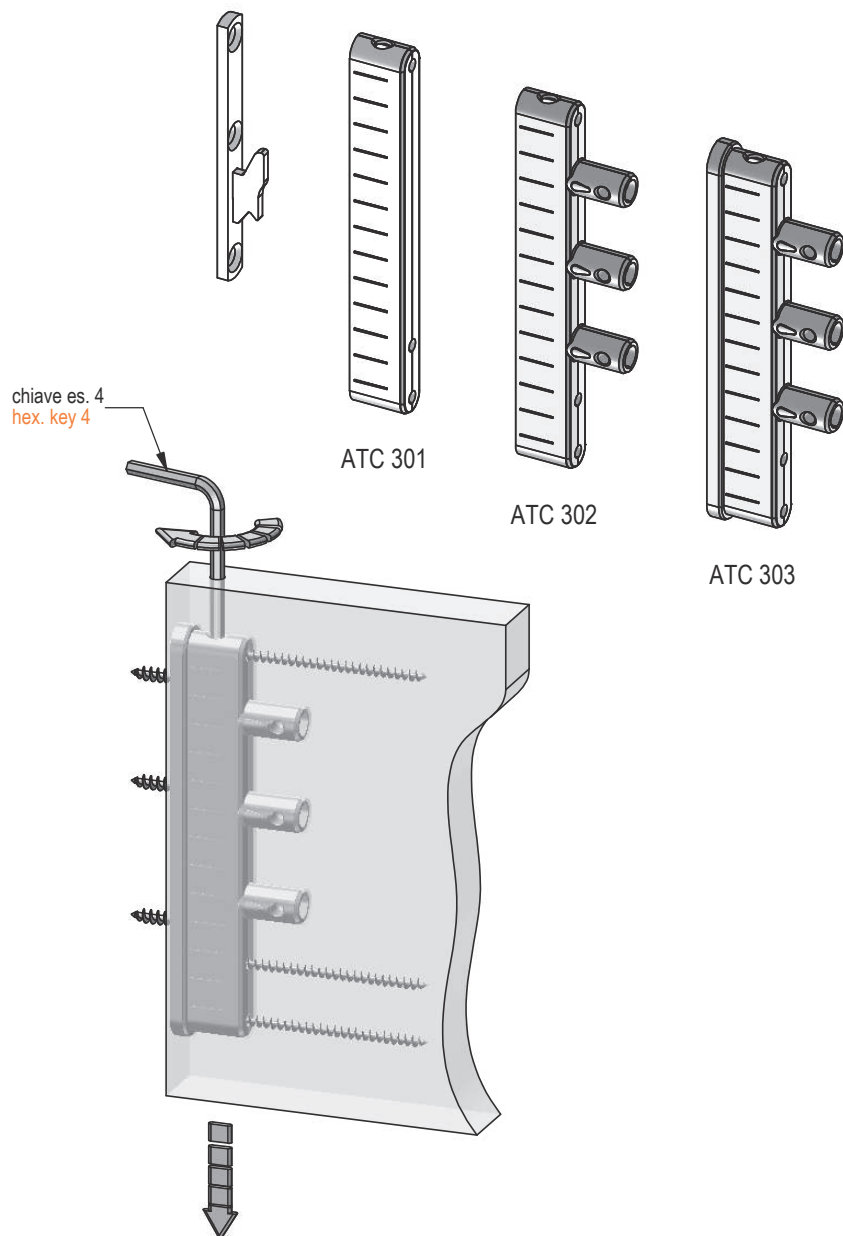
Serie ATC300 ATC300 Series

REGGIPENSILE PER MONTAGGIO
NEL FIANCO.
REGOLABILE NELLE TRE DIREZIONI:
ALTEZZA, PROFONDITA', LATERALE.
LA REGOLAZIONE IN ALTEZZA
SI EFFETTUA AGENDO DALL'ALTO
CON CHIAVE ESAGONALE 4.
LA REGOLAZIONE DI PROFONDITA'
SI OTTIENE GRAZIE ALLA
PARTICOLARE FORMA DEL GANCIO
CHE ASSICURA LA MINOR DISTANZA
DAL MURO.
LA REGOLAZIONE LATERALE
SI OTTIENE SPOSTANDO
MANUALMENTE IL PENSILE .

I REGGIPENSILI DELLA SERIE
ATC300 SONO SIMMETRICI.
DOTATI DI DISPOSITIVO
ANTISGANCIAMENTO.
NB: LA REALE PORTATA E'
DATA DALL'INSIEME DI
MOBILE, FERRAMENTA
E MURO.

THE CABINET HANGER FOR
MOUNTING ON SIDE, ADJUSTABLE
IN THREE DIRECTIONS, HEIGHT,
DEPTH, AND LATERAL.
HEIGHT ADJUSTMENT IS
PERFORMED BY TURNING WITH
ALLEN KEY 4 FROM ABOVE.
DEPTH ADJUSTMENT IS ACHIEVED
NATURALLY FROM THE
PARTICULAR SHAPE OF THE HOOK
THAT ALWAYS ENSURES THE
SHORTEST DISTANCE FROM THE
WALL.
LATERAL ADJUSTMENT IS
ACHIEVED BY MOVING THE
FURNITURE MANUALLY.

THE ATC300 SERIES CABINET
HANGERS ARE SYMMETRICAL.
EQUIPPED WITH ANTI-RELEASE
DEVICE.
THE ACTUAL CAPACITY IS GIVEN BY
THE FURNITURE, HARDWARE AND
WALL SET.



Reggipensile tipo ATC301

Cabinet Hanger type ATC301

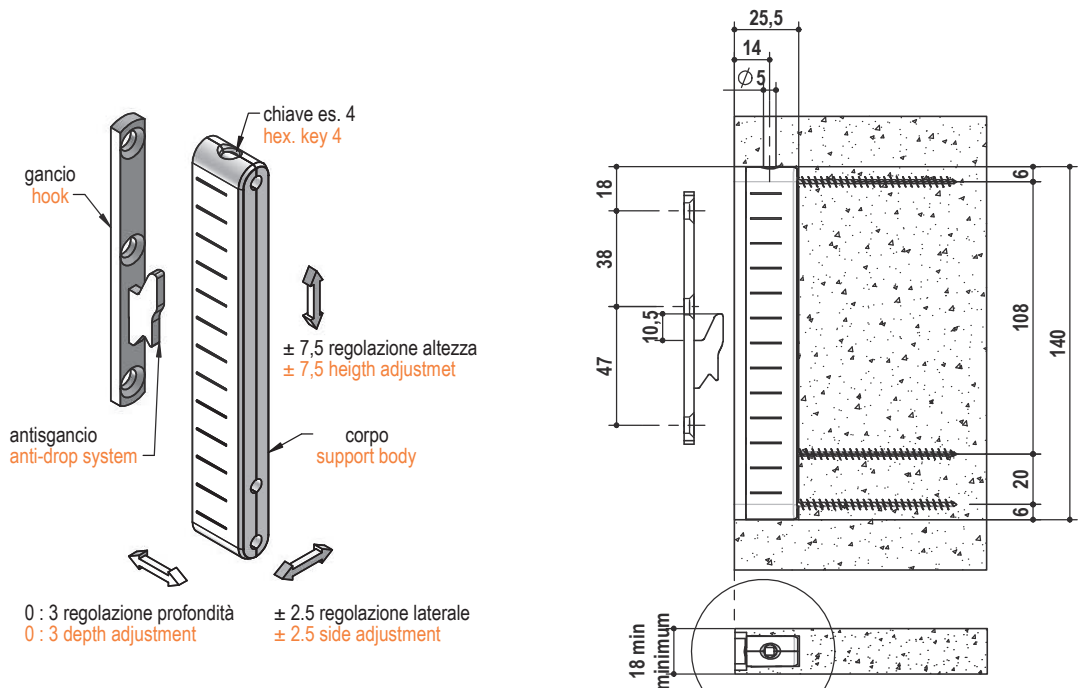
SPESORE PANNELLO 18 MIN.
NB: LA REALE PORTATA E'
DATA DALL'INSIEME DI MOBILE,
FERRAMENTA E MURO.

SIDE THICKNESS MIN.18.
THE REAL LOADING CAPACITY IS
WITH CABINET, HARDWARE AND
WALL.

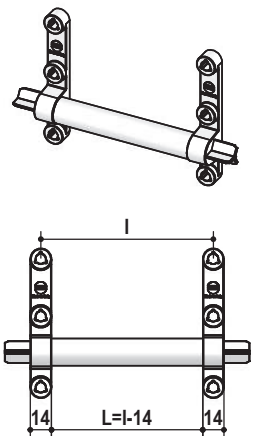


800 N

acciaio - nylon FV grigio
steel - nylon FG gray



0 : 3 regolazione profondità ± 2.5 regolazione laterale
0 : 3 depth adjustment ± 2.5 side adjustment



Dima foratura gancio muro
Template drilling wall hook
Cod. S.P.A684.18.L.51

lavorazione regolazione laterale ±2.5
working process side adjustment ±2.5

parte part	tipo type	misura measure	A	finitura finishing	box	kg / box
gancio hook	A.A422.	-	-	02 zincato zinc	100	3,3
corpo body	A.ATC301.	12.	12	55 grigio grey	100	7,7

es./e.g.: A.A422.02 es./e.g.: A.ATC301.12.55

Reggipensile tipo ATC302

Cabinet Hanger type ATC302

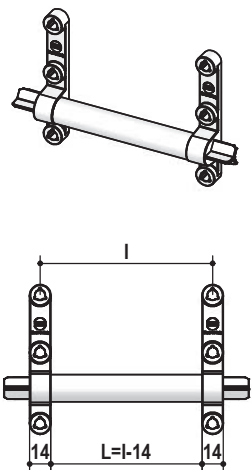
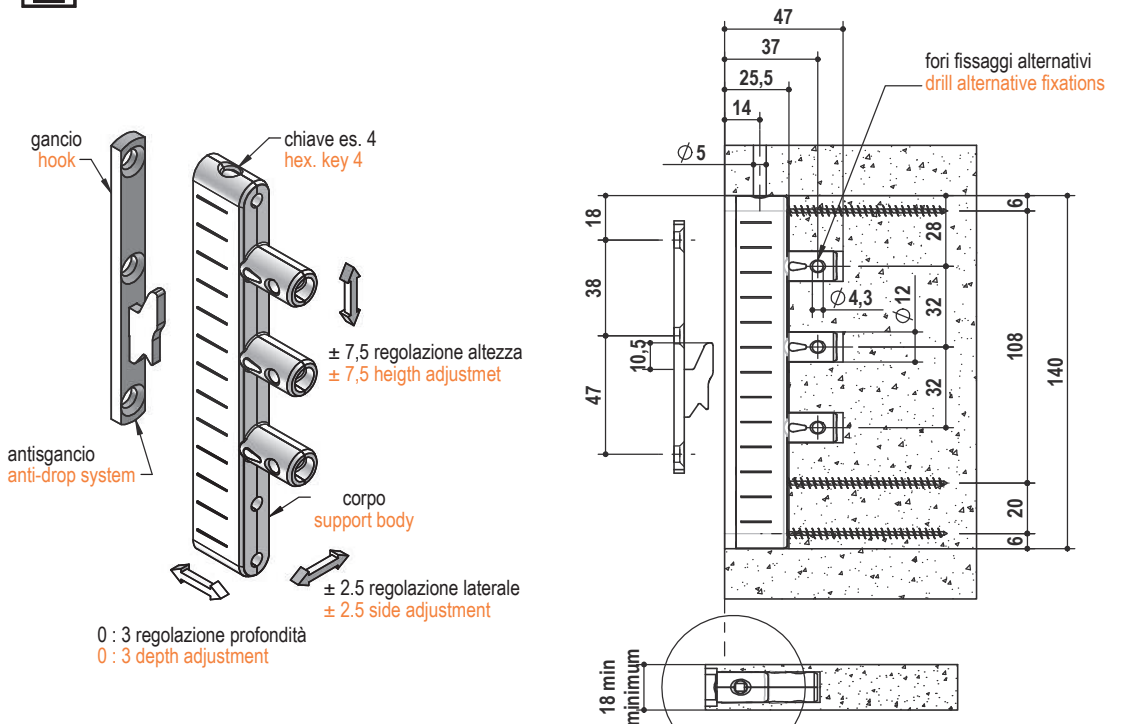
SPESORE PANNELLO 18 MIN.
NB: LA REALE PORTATA E'
DATA DALL'INSIEME DI MOBILE,
FERRAMENTA E MURO.

SIDE THICKNESS MIN.18.
THE REAL LOADING CAPACITY IS
WITH CABINET, HARDWARE AND
WALL.



800 N

acciaio - nylon FV grigio
steel - nylon FG gray



lavorazione regolazione laterale ±2.5
working process side adjustment ±2.5

Dima foratura gancio muro
Template drilling wall hook
Cod. S.P.A684.18.L.51

parte <u>part</u>	tipo <u>type</u>	misura <u>measure</u>	A	finitura <u>finishing</u>	box	kg / box
gancio hook	A.A422.	-	-	02 zincato zinc	100	3,3
corpo body	A.ATC302.	12.	12	55 grigio grey	100	7,7

es./e.g.: A.A422.02 es./e.g.: A.ATC302.12.55

Reggipensile tipo ATC303

Cabinet Hanger type ATC303

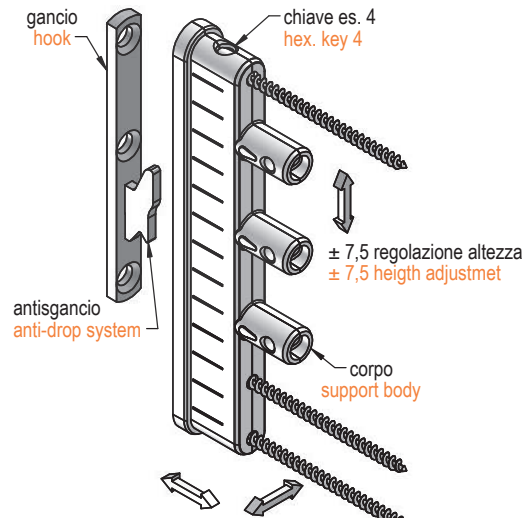
SPESSORE PANNELLO 22 MIN.
NB: LA REALE PORTATA E'
DATA DALL'INSIEME DI MOBILE,
FERRAMENTA E MURO.

SIDE THICKNESS MIN.22.
THE REAL LOADING CAPACITY IS
WITH CABINET, HARDWARE AND
WALL.

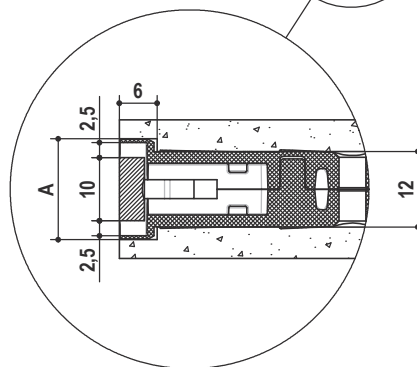
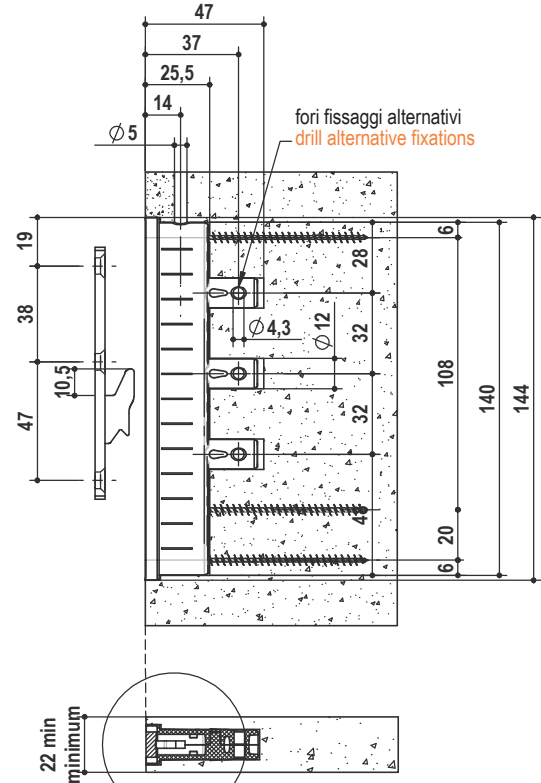


800 N

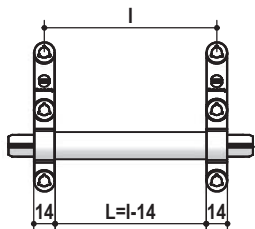
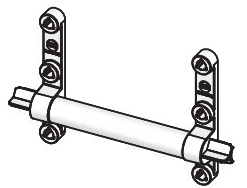
acciaio - nylon FV grigio
steel - nylon FG gray



0 : 3 regolazione profondità ± 2.5 regolazione laterale
0 : 3 depth adjustment ± 2.5 side adjustment



lavorazione regolazione laterale ±2.5
working process side adjustment ±2.5



Dima foratura gancio muro
Template drilling wall hook
Cod. S.P.A684.18.L.51

parte part	tipo type	misura measure	A	finitura finishing	box	kg / box
gancio hook	A.A422.	-	-	02 zincato zinc	100	3,3
corpo body	A.ATC303.	16.	16	55 grigio grey	100	7,7

es./e.g.: A.A422.02 es./e.g.: A.ATC303.16.55



Reggipensile per montante Concealed cabinet hanger

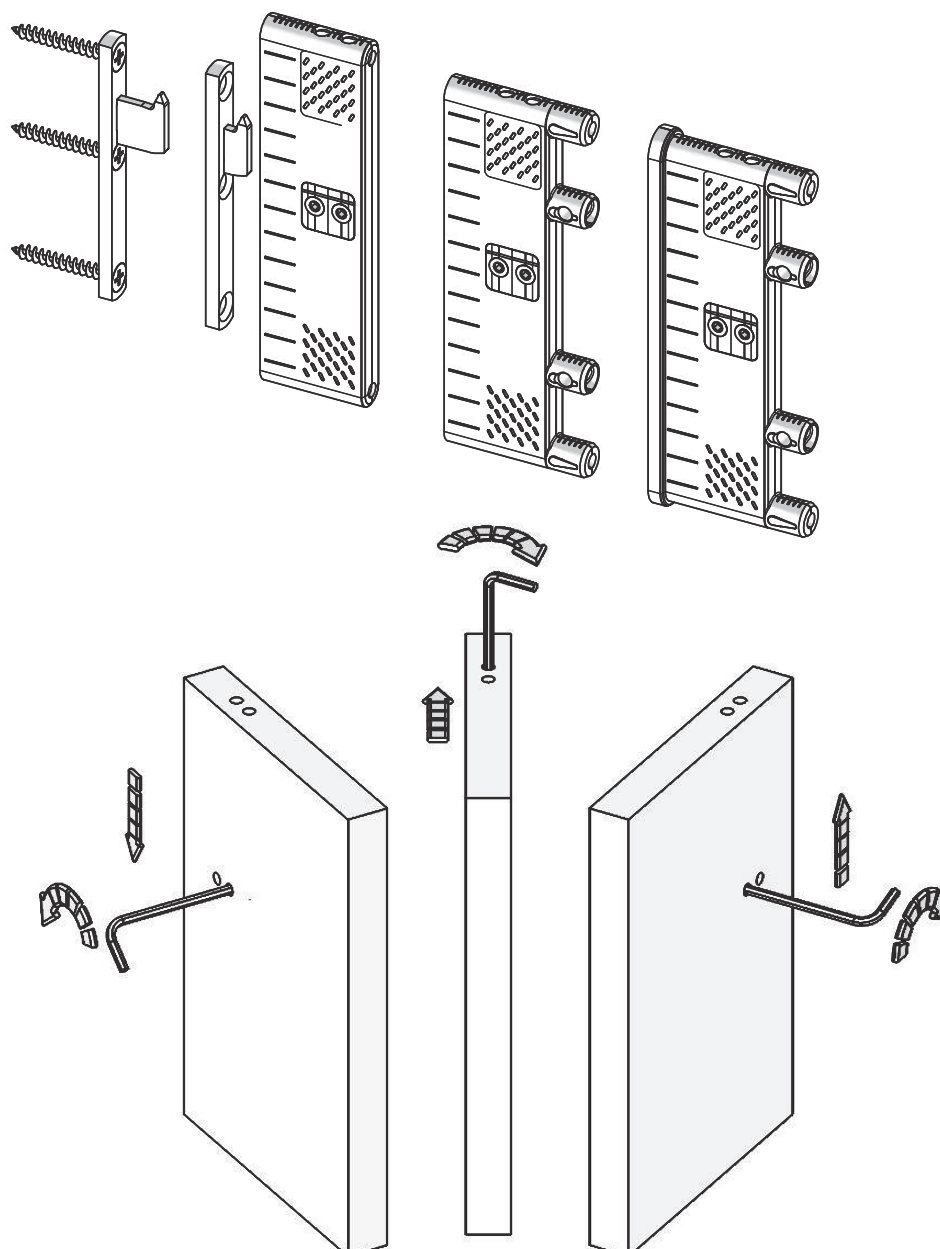
Serie ATC310 ATC310 Series

REGGIPENSILE PER MONTAGGIO NEL FIANCO. REGOLABILE NELLE TRE DIREZIONI, ALTEZZA, PROFONDITA', E LATERALE. REGOLAZIONE IN ALTEZZA SI EFFETTUA AGENDO SIA DALL'ALTO SIA LATERALMENTE CON CHIAVE ESAGONALE 3. REGOLAZIONE DI PROFONDITA' SI EFFETTUA AGENDO SIA DALL'ALTO SIA LATERALMENTE CON CHIAVE ESAGONALE DA 3. REGOLAZIONE LATERALE SI OTTINE SPOSTANDO MANUALMENTE IL MOBILE.

I REGGIPENSILI DELLA SERIE ATC310 SONO SIMMETRICI. DOTATI DI DISPOSITIVO ANTISGANCIAMENTO. LA REALE PORTATA E' DATA DALL'INSIEME DI MOBILE, FERRAMENTA E MURO.

THE CABINET HANGER FOR MOUNTING ON SIDE, ADJUSTABLE IN THREE DIRECTIONS, HEIGHT, DEPTH, AND LATERAL. HEIGHT ADJUSTMENT IS PERFORMED BY TURNING WITH ALLEN KEY 4 FROM ABOVE. DEPTH ADJUSTMENT IS ACHIEVED NATURALLY FROM THE PARTICULAR SHAPE OF THE HOOK THAT ALWAYS ENSURES THE SHORTEST DISTANCE FROM THE WALL. LATERAL ADJUSTMENT IS ACHIEVED BY MOVING THE FURNITURE MANUALLY.

THE ATC300 SERIES CABINET HANGERS ARE SYMMETRICAL. EQUIPPED WITH ANTI-RELEASE DEVICE. THE ACTUAL CAPACITY IS GIVEN BY THE FURNITURE, HARDWARE AND WALL SET.



Reggipensile tipo ATC311

Cabinet Hanger ATC311 type

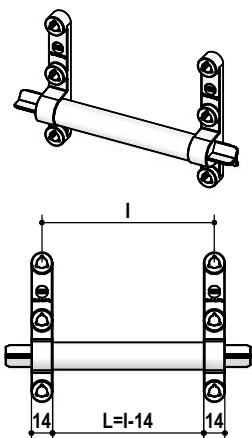
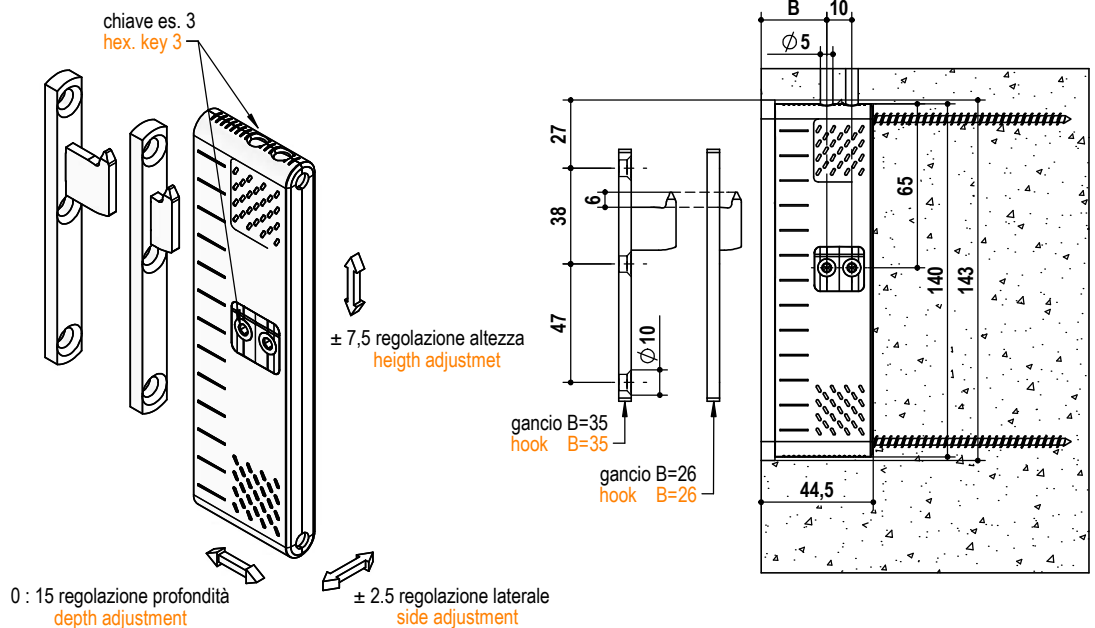
SPESSORE PANNELLO 18 MIN.
CARATTERIZZATA DALL' AVERE PER
LE REGOLAZIONI IN ALTEZZA E
PROFONDITA' 3 FORI SU 3 LATI.
NB: LA REALE PORTATA E'
DATA DALL' INSIEME DI MOBILE,
FERRAMENTA E MURO.

SIDE THICKNESS MIN.18.
THE REAL LOADING CAPACITY IS
WITH CABINET, HARDWARE AND
WALL.

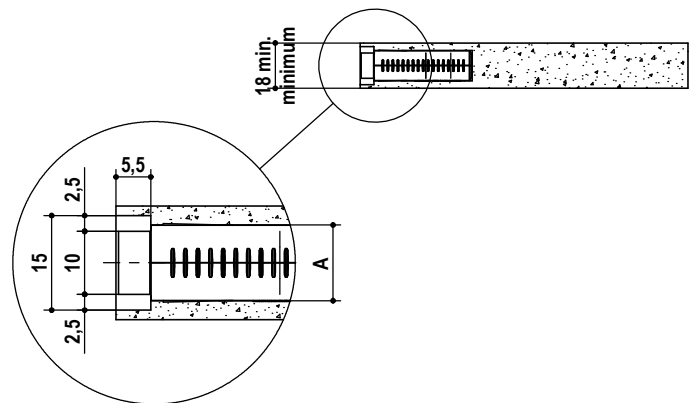


800 N

alluminio - nylon FV grigio
aluminium - nylon FG gray



Dima foratura gancio muro
Template drilling wall hook
Cod. S.P.A684.18.L.51



lavorazione regolazione laterale ± 2.5
working process side adjustment ± 2.5

parte part	tipo type	misura measure	A	B	finitura finishing	box	kg / box	pack
gancio hook	A.A426.	26.	-	26	02 zincato zinc	70	12	10
gancio hook	A.A435.	35.	-	35	02 zincato zinc			
corpo body	A.ATC311.	12.	12		53 nero black			

es./e.g.: A.ATC311.12.53 es./e.g.: A.A426.26.02



Reggipensile tipo ATC312 Cabinet Hanger ATC312 type



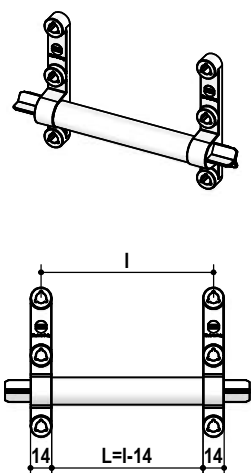
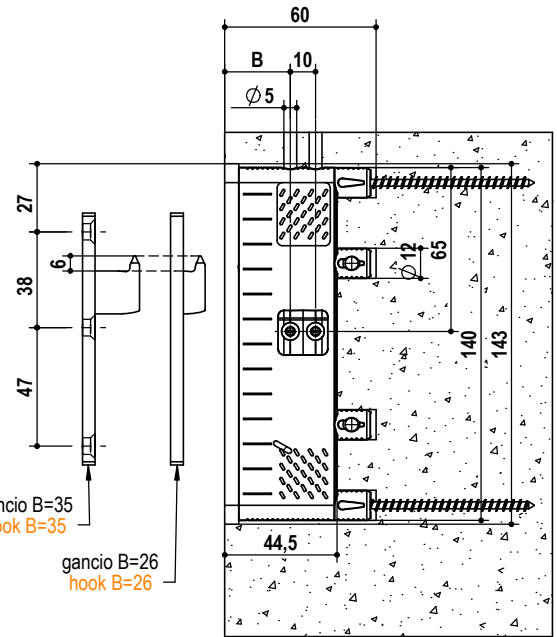
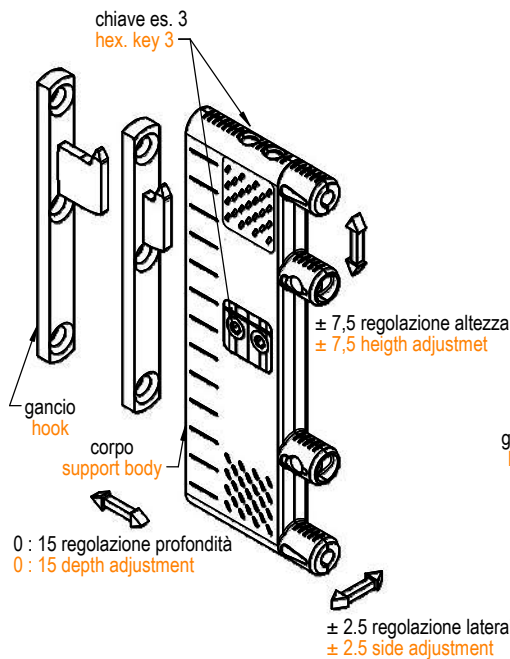
Test Report 191069/1S - 192671/1

SPESSORE PANNELLO 18 MIN.
CARATTERIZZATA DALL' AVERE PER
LE REGOLAZIONI IN ALTEZZA E
PROFONDITA' 3 FORI SU 3 LATI.
NB: LA REALE PORTATA E'
DATA DALL' INSIEME DI MOBILE,
FERRAMENTA E MURO.

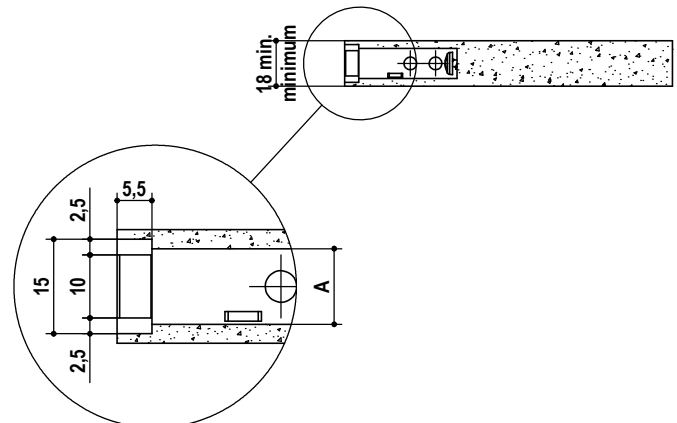
SIDE THICKNESS MIN.18.
THE REAL LOADING CAPACITY IS
WITH CABINET, HARDWARE AND
WALL.



800 N alluminio - nylon FV grigio
aluminium - nylon FG gray



Dima foratura gancio muro
Template drilling wall hook
Cod. S.P.A684.18.L.51



lavorazione regolazione laterale ±2.5
working process side adjustment ±2.5

parte part	tipo type	misura measure	A	B	finitura finishing	box	kg / box	pack
gancio hook	A.A426.	26.	-	26	02 zincato zinc	70	12	10
gancio hook	A.A435.	35.	-	35	02 zincato zinc			
corpo body	A.ATC312.	12.	12		53 nero black			

es./e.g.: A.ATC312.12.53 es./e.g.: A.A426.26.02

Reggipensile tipo ATC313

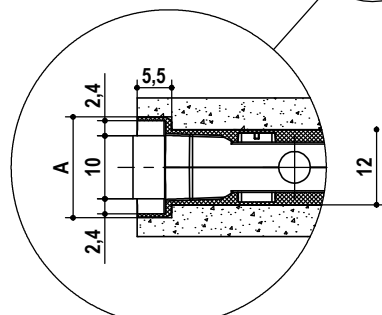
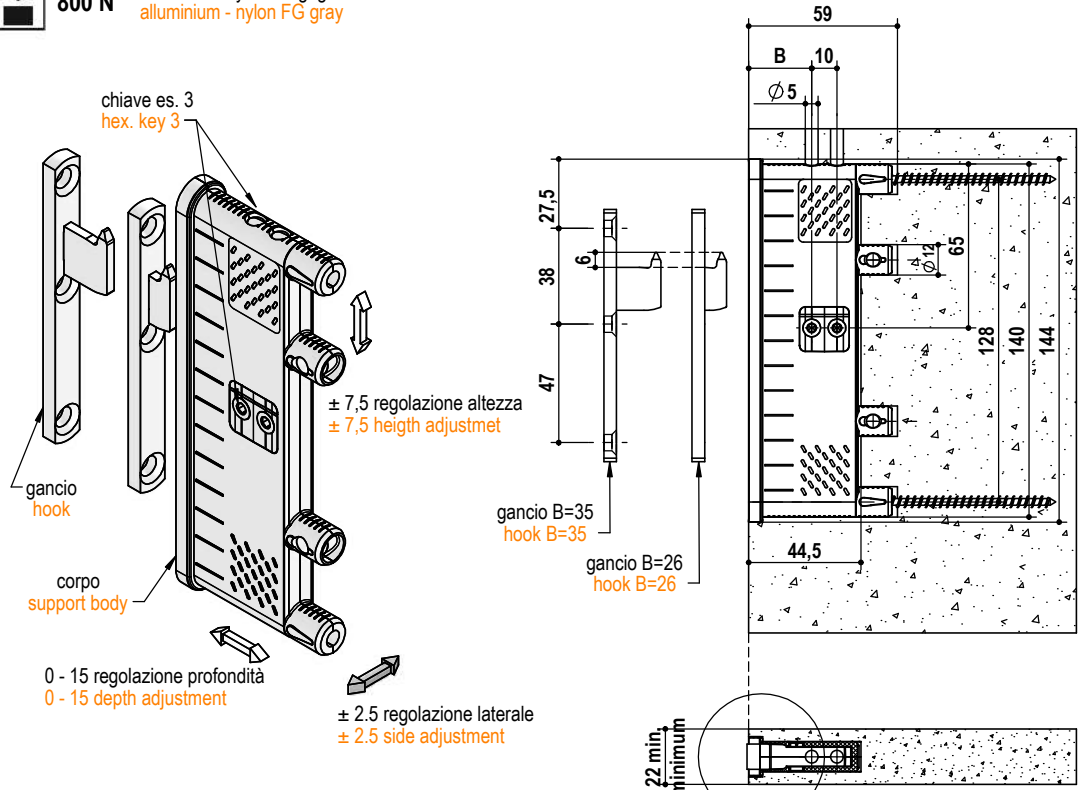
Cabinet Hanger ATC313 type

SPESORE PANNELLO 22 MIN.
CARATTERIZZATA DALL' AVERE PER
LE REGOLAZIONI IN ALTEZZA E
PROFONDITA' 3 FORI SU 3 LATI.
NB: LA REALE PORTATA E'
DATA DALL' INSIEME DI MOBILE,
FERRAMENTA E MURO.

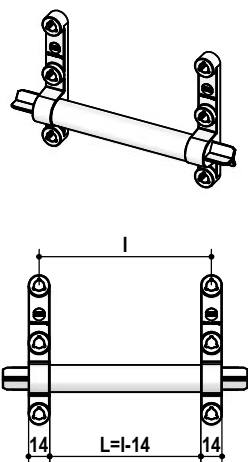
SIDE THICKNESS MIN.22.
THE REAL LOADING CAPACITY IS
WITH CABINET, HARDWARE AND
WALL.



800 N alluminio - nylon FV grigio
aluminium - nylon FG gray



lavorazione regolazione laterale ±2.5
working process side adjustment ±2.5



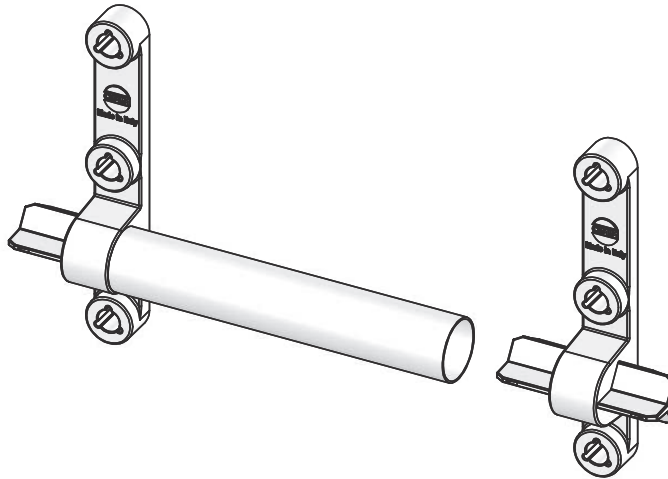
Dima foratura gancio muro
Template drilling wall hook
Cod. S.P.A684.18.L.51

parte part	tipo type	misura measure	A	B	finitura finishing	box	kg / box	pack
gancio hook	A.A426.	26.	-	26	02 zincato zinc	70	12	10
gancio hook	A.A435.	35.	-	35	02 zincato zinc			
corpo body	A.ATC313.	16.	16	53 nero black				

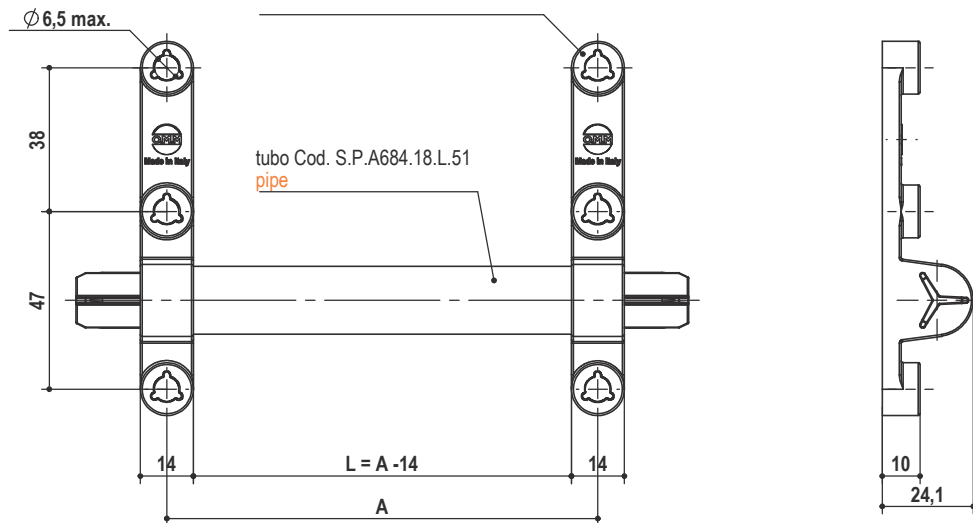
es./e.g.: A.ATC313.16.53 es./e.g.: A.A426.26.02



Dima foratura gancio muro e tubo serie ATC300-310 Template drilling wall hook and pipe ATC300-310 series




dima gancio muro Cod.S.P.A683.53
template wall plate



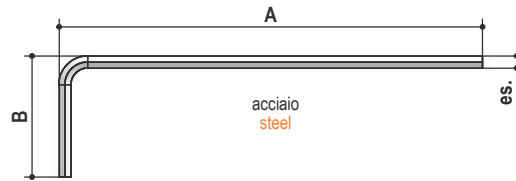
tipo type	misura measure	L	A	finitura finishing
S.P.A684.18.	286.	286	300	51 bianco white
S.P.A684.18.	486.	486	450	
S.P.A684.18.	586.	586	600	
S.P.A684.18.	886.	886	900	
S.P.A684.18.	1186.	1186	1200	

es./e.g.: S.P.A684.18.486.51



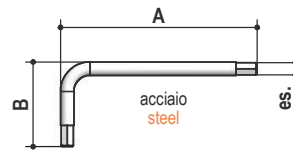
Chiavi e chiavi esagonali

Keys and exagonal keys



tipo type	misura measure	A	B	es.	finitura finishing	pcs/ pack	pcs/ box	kg / box
P.A087.	03.	160	40	3	02 zincato bianco white zinc	50	500	6,5
	04.	140	40	4				10,5
	05.	140	40	5				15,5
	06.	140	40	6				23

es./e.g.: P.A087.04.02



tipo type	misura measure	es.	A	B	finitura finishing	pcs/ pack	pcs/ box	kg / box
C.A001.	2.	2	54	18	02 zincato bianco white zinc	50	500	1
	2,5.	2,5	54	18				1,5
	03.	3	60	22				2
	04.	4	65	28				5
	05.	5	75	30				9
	06.	6	85	36				15,5

es./e.g.: C.A001.04.02



tipo type	misura measure	pcs/ pack	pcs/ box	kg / box
P.A009.8.	02 zincato bianco white zinc	50	500	16

es./e.g.: P.A009.8.02



Tappi Cover cups

Tappi in zama - die-cast cup

Finiture tappi in zama:

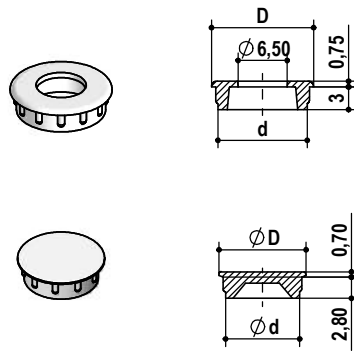
Finished die-cast cup:

05 ottonato **brass**

06 bronzato **bronze**

07 nichelato **nickel**

53 nero **black**



tipo	type	misura	measure	d	D	kg/1000pz	pcs/pack	pcs/box
P.A279.		08.		8	9,5	0,5	100	5000
		10.		10	11,5	1	100	5000
		12.		12	13,5	1,5	100	5000
		14.		14	15,5	1,9	100	5000
		16.		16	17,5	2,3	100	5000

es./e.g.: P.A279.12.07

tipo	type	misura	measure	d	D	kg/1000pz	pcs/pack	pcs/box
P.A458.		05.		5	6,5	0,5	100	5000
		08.		8	9,5	1,2	100	5000
		10.		10	11,5	1,5	100	5000
		12.		12	13,5	2	100	5000
		14.		14	15,5	2,5	100	5000
		16.		16	17,5	3	100	5000

es./e.g.: P.A458.10.07

Tappi in polipropilene - polypropilene cup

Finiture tappi in polipropilene:

Finished polypropilene cup:

00 trasparente **transparent**

53 nero **black**

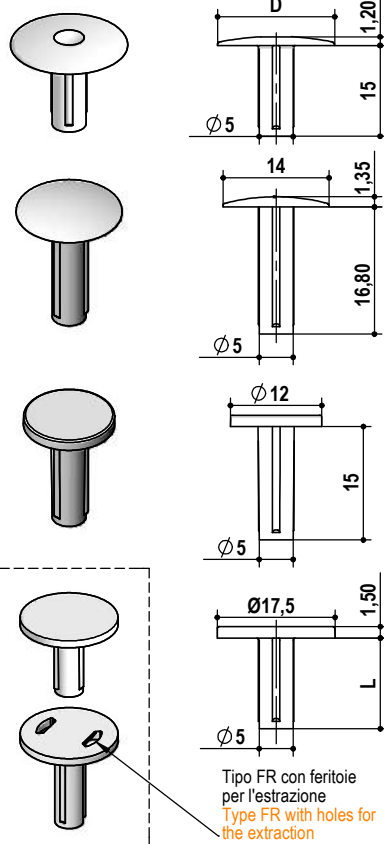
55 grigio **grey**

BG beige **beige**

MC marrone chiaro **light brown**

MS marrone scuro **dark brown**

PM piombo **lead**



tipo	type	misura	measure	D	kg/1000pz	pcs/pack	pcs/box
P.A280.		14.		15,5	0,3	100	5000
		16.		20	0,4	100	5000

es./e.g.: P.A280.16.BG

tipo	type	misura	measure	D	kg/1000pz	pcs/pack	pcs/box
P.A300.		12.		14,0	0,3	100	5000

es./e.g.: P.A300.12.PM

tipo	type	misura	measure	L	kg/1000pz	pcs/pack	pcs/box
P.A160.12		25.		15,0	0,5	100	5000

es./e.g.: P.A160.12.25.PM

tipo	type	misura	measure	L	kg/1000pz	pcs/pack	pcs/box
P.A160.16		15.		15,0	0,5	100	5000
		15.		25	0,7	100	5000
P.A160FR.16		15.		15	0,5	100	5000

es./e.g.: P.A160.16.15.55

es./e.g.: P.A160FR.16.15.55

tipo	type	misura	measure	kg/1000pz	pcs/pack	pcs/box
P.T300.		15		0,6	100	5000

es./e.g.: P.T300.15.55

tipo	type	misura	measure	kg/1000 pz	pcs/pack	pcs/box
P.T400.		08.		0,6	100	5000

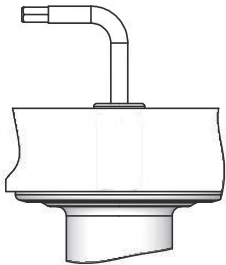
es./e.g.: P.T400.08.55



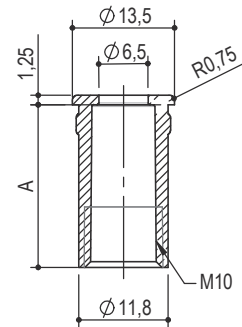
Tappo tirante Threaded cup

TAPPO TIRANTE CON TESTA.
UTILIZZATO PER ASSEMBLARE I
LIVELLATORI SOTTO I PIANI.
PERMETTE IL PASSAGGIO DELLA
CHIAVE DI REGOLAZIONE ES. 4.

THE CUP HAVE SPECIAL HOLE
ALLOW THE ADJUSTEMENT
USING ALLEN KEY.



zama
die-cast



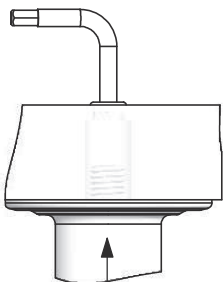
tipo <u>type</u>	misura <u>measure</u>	A	finitura <u>finishing</u>	kg / 1000pz	pcs/ pack	psc/ box
P.A281.	018.	17,5	05 ottonato brass	6	100	2000
	022.	21,5	06 bronzato bronzed	7	100	2000
	025.	24,5	07 nichelato nickel	8	100	2000
	030.	29,5		10	100	2000

es./e.g.: P.A281.018.07

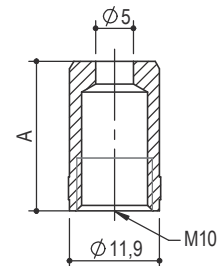
Tappo tirante a pressione Threaded knob in bush

TAPPO TIRANTE A PRESSIONE,
UTILIZZATO PER ASSEMBLARE I
LIVELLATORI.
PERMETTE DI FARE IL FORO A VISTA
CON DIAMETRO MINORE.
CONSENTE IL PASSAGGIO DELLA
CHIAVE DI REGOLAZIONE ES. 4.

THE CUP HAVE SPECIAL HOLE
ALLOW THE ADJUSTEMENT USING
ALLEN KEY.



ottone
brass



tipo <u>type</u>	misura <u>measure</u>	A	finitura <u>finishing</u>	kg / 1000pz	pcs/ pack	psc/ box
P.A288.	015.	15	00 grezzo raw	6	100	2000
	020.	20		8	100	2000
	030.	30		12	100	1000

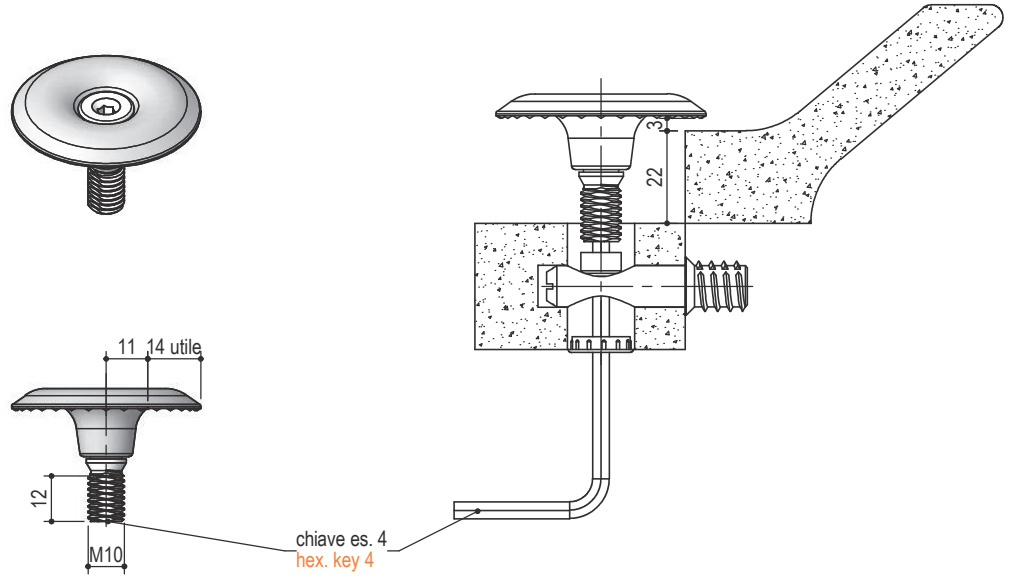
es./e.g.: P.A288.020.00



Fermo ruotante Top clogstopper

NORMALMENTE UTILIZZATO PER FERMARE LE CORNICI POSTE SUPERIORMENTE AGLI ARMADI SFRUTTANDO LA BUSSOLA DI GIUNZIONE GIÀ ESISTENTE.

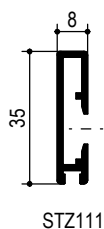
NORMALLY USED TO STOP THE FRAMES PLACED ON TOP OF WARDROBES USING THE EXISTING SLEEVE JOINT.



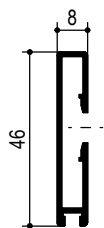
tipo type	misura measure	finitura finishing	kg / 100pz	pcs/ pack	pcs/ box
FR101.	30.	55 grigio grey	2,2	25	500

es./e.g.: FR101.30.55

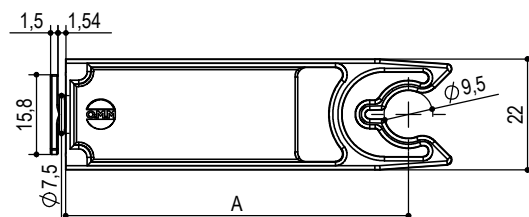
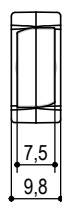
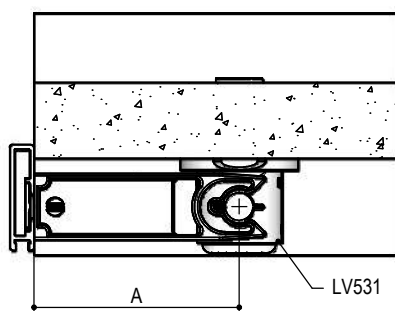
Supporto per zoccolino alluminio tipo P.A061 Hook for aluminium plinth P.A061 type



STZ111



STZ112

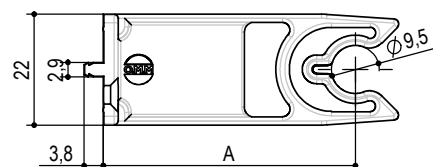
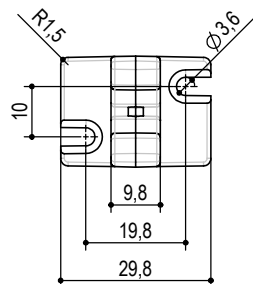
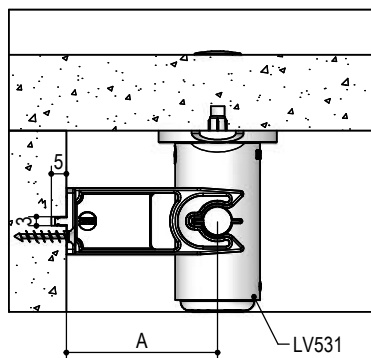


nylon FV
nylon FG

tipo type	misura measure	A	finitura finishing	kg / 1000pz	pcs/ pack	pcs/ box
P.A061.	36.	36	55 grigio grey	0,5	25	500
	68.	68		0,8	25	500

es./e.g.: P.A061.68.55

Supporto per zoccolino legno tipo P.A062 Hook for wood plinth P.A062 type



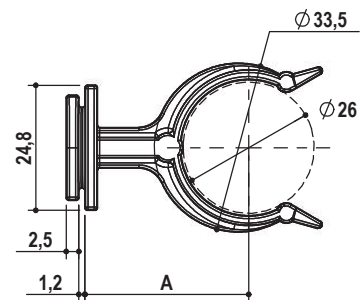
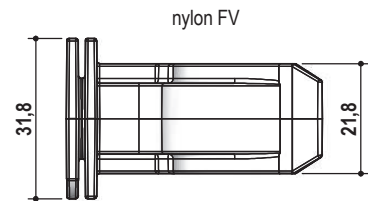
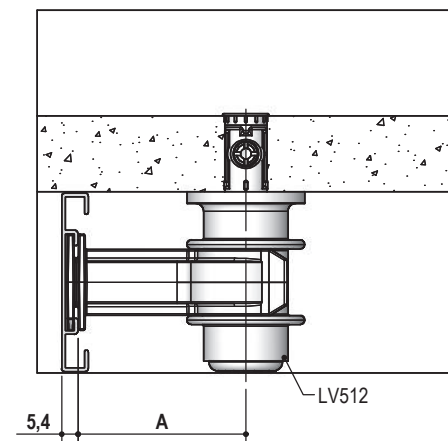
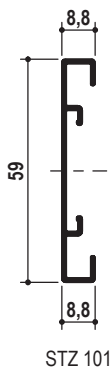
nylon FV
nylon FG

tipo type	misura measure	A	finitura finishing	kg / 1000pz	pcs/ pack	pcs/ box
P.A062.	50.	50	55 grigio grey	8,0	25	500
	55.	55		8,3	25	500

es./e.g.: P.A062.50.55

Supporto per zoccolino alluminio tipo P.A378

Hook for aluminium plinth P.A378 type

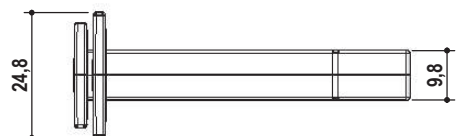
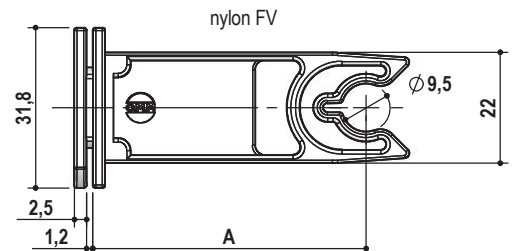
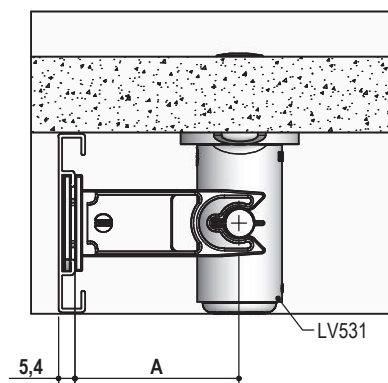
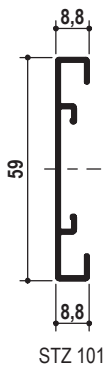


tipo type	misura measure	A	finitura finishing	kg / 1000pz	pcs/ pack	pcs/ box
P.A378.	32,5.	32,5	55 grey	1,4	25	500
	54,5.	54,5		1,9	25	500

es./e.g.: P.A378.54,5.55

Supporto per zoccolino alluminio tipo P.A398

Hook for aluminium plinth P.A398 type



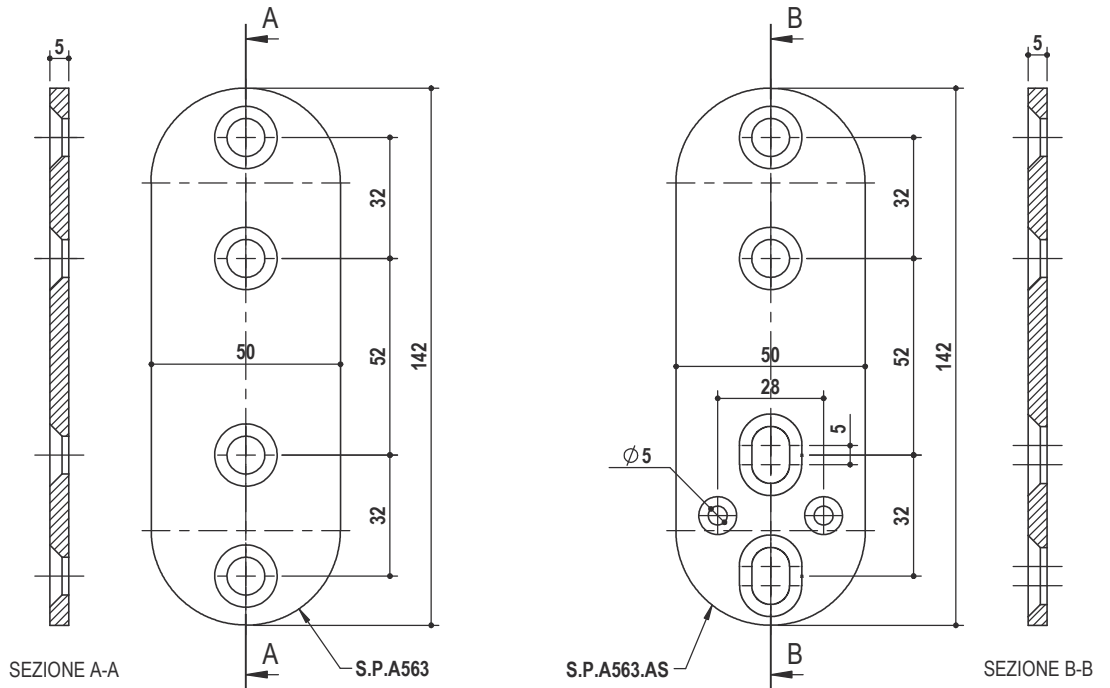
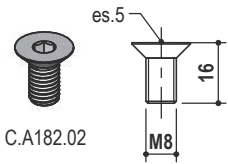
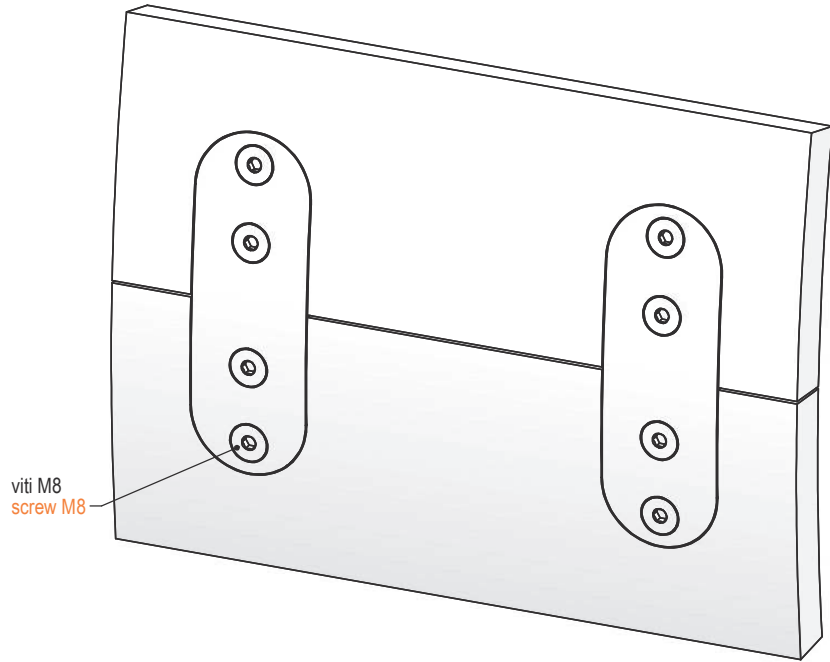
tipo type	misura measure	A	finitura finishing	kg / 1000pz	pcs/p ack	pcs/b ox
P.A398.	54,5.	54,5	55 grigio grey	1,1	25	500

es./e.g.: P.A398.54,5.55



Piastra giunzione tipo S.P.A563

Joint plate S.P.A563 type



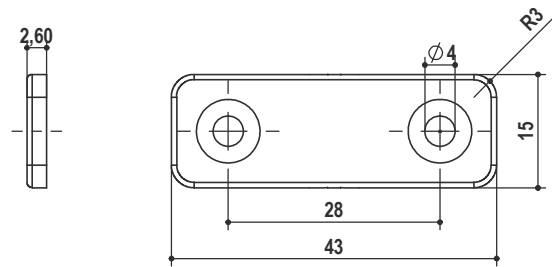
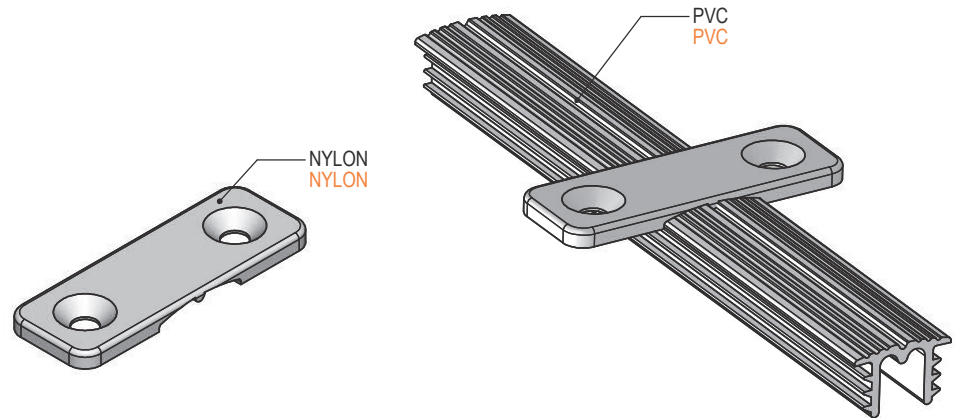
tipo type	finitura finish	box	kg / box
S.P.A563.	55 grigio grey	100	23,2
S.P.A563.AS			

es./e.g.: S.P.A563.55



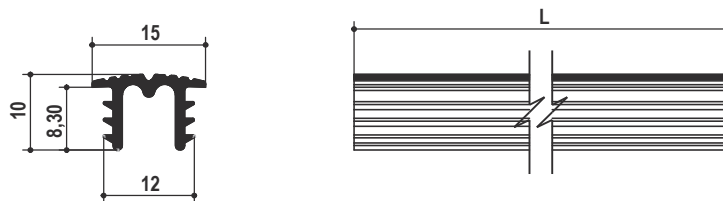
Cavallotto e copertura per tenditori ad incasso

Staple cover for recessed wardrobe adjuster



tipo type	finitura finishing	kg / 1000pz	pcs/ pack	pcs/ box
P.A018.	55 grigio grey	1,5	100	2000

es./e.g.: P.A018.55



tipo type	misura measure	finitura finishing	kg / m	pcs/ pack
P.A190.	L	55 grigio grey	0,071	50

es./e.g.: P.A190.L.55



Contatti Contacts

Centralino e Amministrazione **Switchboard and Administration**

Annalisa Veronese +39 0362622377 annalisa.veronese@omm.name

Ilaria Pizzi +39 0362622377 ilaria.pizzi@omm.name

Ufficio Tecnico **Technical DPT**

Ing. Roberto Mariani +39 348 9037555 roberto.mariani@omm.name

Ing. William Marco Marchitti +39 347 0694295 william.marchitti@omm.name

Ufficio Commerciale **Commercial office**

Riccardo Mirolodi +39 349 1526171 riccardo.mirolodi@omm.name

Ordini e spedizioni ferramenta **Orders and metalware shipments**

Lucio Galimberti +39 349 9781135 lucio.galimberti@omm.name

Ordini e spedizioni alluminio **Orders and aluminum shipments**

Alessandro Redaelli +39 339 2790231 alessandro.redaelli@omm.name

O.M.M. s.r.l. dell'Ing Roberto Natale Mariani
via Lavoratori Autobianchi, 1 - Lotto 13/I
20832 Desio (MB)
ITALIA

tel. +39.0362.622377
fax. +39.0362.302198
www.omm.name
omm@omm.name



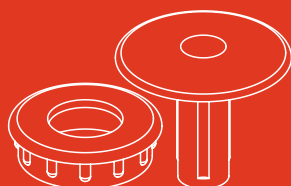
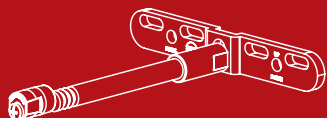
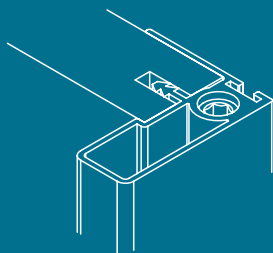
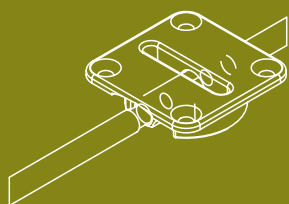

La OMM si riserva la possibilità di aggiornare il presente catalogo senza alcun preavviso.
Questo catalogo non può essere riprodotto ne in parte ne totalmente se non dopo esplicita autorizzazione della OMM.

Catalogo generale OMM 2016 realizzato a cura dell'ufficio tecnico OMM.
Stampato da Grafiche Mariano S.p.A., Mariano Comense (CO).

The OMM reserves the right to update this catalog without notice.
This catalog may not be reproduced in part or in full if not after explicit authorization of the OMM.

General catalogue 2016 OMM made of the technical office.
Printed by Grafiche Mariano S.p.A., Mariano Comense (CO).





O.M.M. s.r.l. dell'ing. Roberto Natale Mariani
via Lavoratori Autobianchi, 1 - Lotto 13/I
20832 Desio (MB) ITALIA

tel. +39 0362 622 377 • fax +39 0362 302 198
www.omm.name • omm@omm.name

