








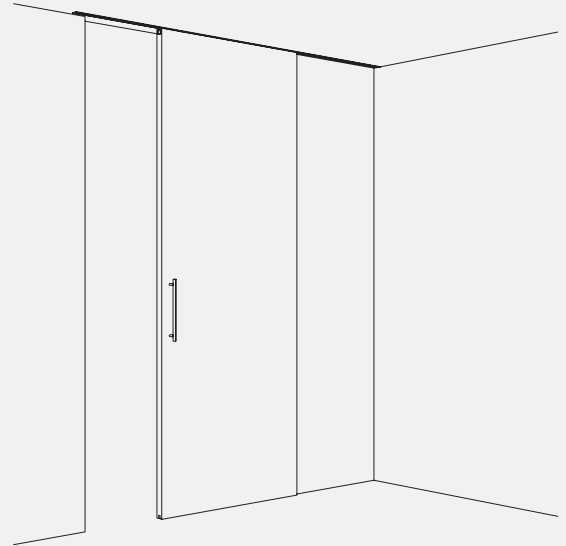
Fitting for top-running wooden doors up to 100 kg (220 lbs.), with surface mounted running track or running track flush with the ceiling. Optionally with soft and self closing mechanism. Wall or ceiling mounting.

Product highlights

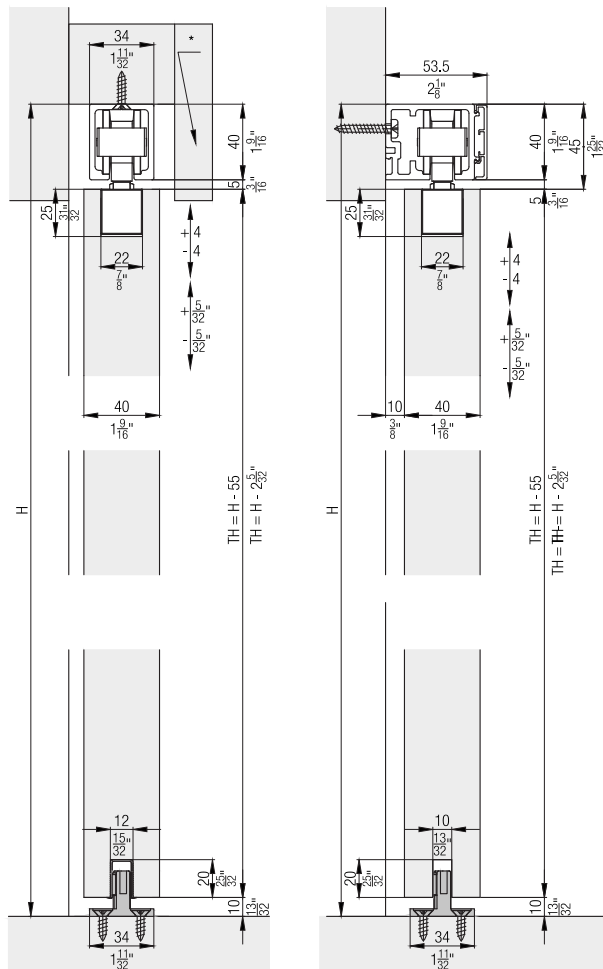
-  **Comfort** Accessible opening and soft and self closing at both sides from door widths of 800 mm (2' 7 1/2")
-  **Flexibility** Running tracks for wall and ceiling mounting with integrated clip-on system
-  **Reliability** Performance guarantee: 15 years for private use and 7 years for commercial use on incomparably low opening forces of max. 22 N

Technical specifications

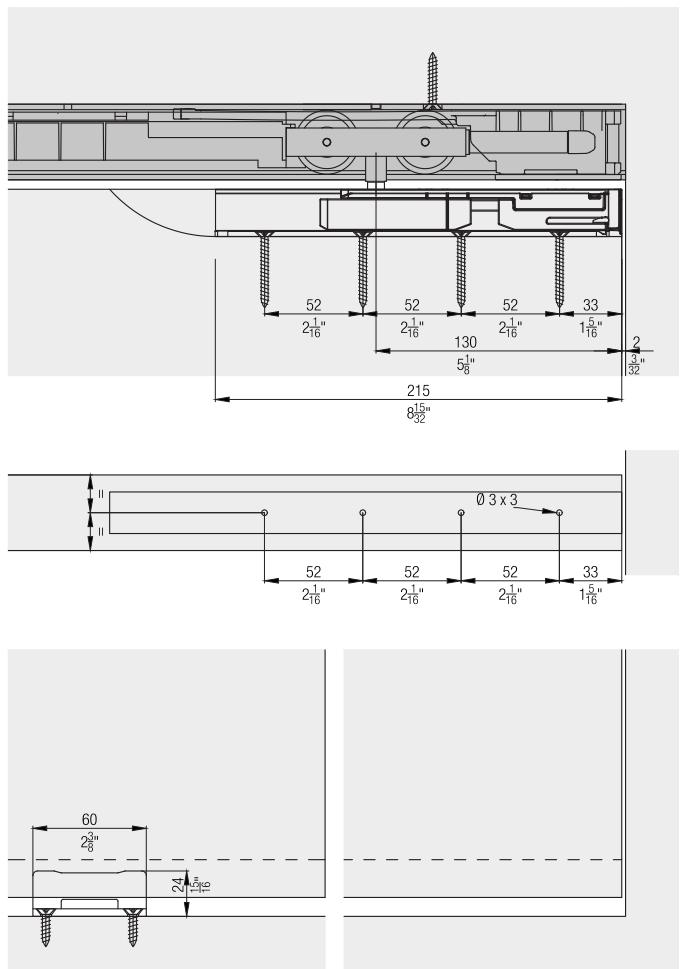
-  Max. 100 kg (220 lbs.)
-  Max. 4000 mm (13' 1 15/32")
-  Max. 3000 mm (9' 10 1/8")
-  35–80 mm (1 3/8" to 3 5/32")





Installation examples





* removable







Set for 1 wooden door up to 100 kg (220 lbs.)

		No.
	Hawa Junior 100 B, for 1 door	30152
	Hawa Junior 100 B, with 20 mm (25/32") longer suspension bolt, for 1 door	30153




Accessories for set

		No.
	Stopper Hawa Junior 80/100, with adjustable retention spring	30138
	SoftStop Hawa Junior 80/100, with adjustable retention spring	27771




Set consisting of:

		30152	30153	No.
	Suspension profile, plate with screw M10	2		24246
	Bottom guide, zero tolerance, groove width 10 mm (13/32"), plastic, black	1	1	14427
	Screw-on rubber door stop	1	1	10629
	Suspension profile, plate, with 20 mm (25/32") longer screw M10, ceiling integration		2	24846

Complete set for 1 wooden door, with SoftMove and/or SoftStop

		No.
	Hawa Junior 100 B, with 2 Soft-Stop, for 1 door	30225
	Hawa Junior 100 B, with 1 soft close SoftMove 100 and 1 Soft-Stop, for 1 door	30227
	Hawa Junior 100 B, with 2 soft close SoftMove 100, for 1 door	30228



Set for 1 wooden door, with running gears and magnetic soft closing mechanism

		No.
	Hawa Junior 100, 2 running gears, for 1 door	30064
	Hawa Junior 100, 1 running gear, 1 SoftMove 100 with running gear and stopper, for 1 door	30149
	Hawa Junior 100, 2 SoftMove 100 with running gear and stopper, for 1 door	30150




Set consisting of:

		30225	30227	30228	No.
	Running gear, 2-wheeled, M10, ball bearing	2	1		30137
	SoftStop Hawa Junior 80/100, with adjustable retention spring	2	1		27771
	Suspension profile, plate with screw M10	2	2	2	24246
	Bottom guide, zero tolerance, groove width 10 mm (13/32"), plastic, black	1	1	1	14427
	Soft close SoftMove 100, with running gear, stopper and cover, premounted		1	2	30509

Set consisting of:


		30064	30149	30150	No.
	Running gear, 2-wheeled, M10, ball bearing	2	1		30137
	Soft close SoftMove 100, with running gear, stopper and cover, premounted		1	2	30509

**Complete set for 1 wooden door,
with 20 mm (25/32") longer suspension bolt**

		No.
	Hawa Junior 100 B, with 20 mm (25/32") longer suspension bolt, 2 SoftStop, for 1 door	30230
	Hawa Junior 100 B, with 20 mm (25/32") longer suspension bolt, 1 soft close SoftMove 100 and 1 SoftStop, for 1 door	30232
	Hawa Junior 100 B, with 20 mm (25/32") longer suspension bolt, 2 soft close SoftMove 100, for 1 door	30233


Set consisting of:				No.
	30230	30232	30233	
	Running gear, 2-wheeled, M10, ball bearing	2	1	30137
	SoftStop Hawa Junior 80/100, with adjustable retention spring	2	1	27771
	Suspension profile, plate, with 20 mm longer screw M10, ceiling integration	2	2	24846
	Bottom guide, zero tolerance, groove width 10 mm (13/32"), plastic, black	1	1	14427
	Soft close SoftMove 100, with running gear, stopper and cover, premounted	1	2	30509

**All-in-One set for 1 wooden door
With running rail, panel and end pieces, aluminum,
black anodized**

		No.
	All-in-One Set Hawa Junior 100 B, with 2 x SoftMove 100, with running track for wall mounting, 2500 mm, aluminum, black anodized, for 1 door	52407







		mm (inch)	52407	No.
Set consisting of:				
	Soft close SoftMove 100, with running gear, stopper and cover, premounted		2	30509
	Suspension profile, plate with screw M10		2	24246
	Bottom guide, zero tolerance, groove width 10 mm (13/32"), plastic, black		1	14427
	Running track, wall mounting, aluminum, black anodized, pre-drilled	2,500 (8' 2 7/16")	1	52409
	Clip-on panel to running track, black aluminum, anodized	2,500 (8' 2 7/16")	1	52410
	Panel end component set, left, 53 mm (2 3/32"), black anodized		1	52405
	Panel end component set, right, 53 mm (2 3/32"), black anodized		1	52406

Running tracks


		mm (inch)	No.
	Running track, aluminum, anodized, pre-drilled	1,400 (4' 7 1/8")	10189
		1,600 (5' 3")	10190
		1,800 (5' 10 7/8")	10191
		2,000 (6' 6 3/4")	10192
		2,200 (7' 2 5/8")	10193
		2,500 (8' 2 7/16")	10194
		3,000 (9' 10 1/8")	18532
		4,000 (13' 1 15/32")	18533
		6,000 (19' 8 7/32")	10186
		cut to size	10188

Continued table on next page


Table continued from previous page

		mm (inch)	No.
	Running track, aluminum, stainless steel look, brushed, pre-drilled	4,000 (13' 1 15/32")	20005
		6,000 (19' 8 7/32")	20004
		cut to size	20006
	Running track, wall mounting, aluminum, anodized, pre-drilled	2,000 (6' 6 3/4 ")	27673
		2,500 (8' 2 7/16")	30323
		3,000 (9' 10 1/8 ")	27672
		4,000 (13' 1 15/32")	30324
		6,000 (19' 8 7/32")	27671
		cut to size	27695
		cut to size	27695
	Running track, wall mounting, extended spacing of +11 mm (7/16") between door and wall, aluminum, anodized, pre-drilled	2,500 (8' 2 7/16")	30613
		6,000 (19' 8 7/32")	30614
		cut to size	30666
	Running track, wall mounting, extended spacing of +20 mm (25/32") between door and wall, aluminum, anodized, pre-drilled	2,500 (8' 2 7/16")	30615
		6,000 (19' 8 7/32")	30616
		cut to size	30667
	Running track, ceiling mounting, aluminum, anodized, pre-drilled	2,000 (6' 6 3/4 ")	27677
		2,500 (8' 2 7/16")	30320
		3,000 (9' 10 1/8 ")	27676
		4,000 (13' 1 15/32")	30321
		6,000 (19' 8 7/32")	27675
		cut to size	27696
	Running track, ceiling integration, aluminum, anodized, pre-drilled	2,500 (8' 2 7/16")	27664
		4,000 (13' 1 15/32")	27663
		6,000 (19' 8 7/32")	30325
		cut to size	27665


Guide tracks

		mm (inch)	No.
	Guide track, for groove mounting, plastic, 10-piece set	1,300 (4' 3 3/16")	14540



Panels





		mm (inch)	No.
	Clip-on panel to running track, aluminum, anodized	2,000 (6' 6 3/4 ")	27689
		2,500 (8' 2 7/16")	30328
		3,000 (9' 10 1/8 ")	27688
		4,000 (13' 1 15/32")	30330
		6,000 (19' 8 7/32")	27687
		cut to size	27698
		cut to size	27698

Spacer tracks

		mm (inch)	No.
	Spacer track, for wall mounting, plastic, gray	2,000 (6' 6 3/4 ")	057.3054.200
		cut to size	057.3054.990

Panel end component set, 53 mm (2 3/32"), aluminum, for running track 27671, 27672, 27673, 27695, 30323, 30324

		No.
	Panel end component set, left, 53 mm (2 3/32"), anodized	30145
	Panel end component set, right, 53 mm (2 3/32"), anodized	30146

		30145	30146	No.
Set consisting of:				
	Panel end component B, left, 53 mm (2 3/32"), aluminum, anodized	1		30034
	Bracker connector, steel, zinc-plated	1	1	057.3051.101
	Screw, M4x2.6 mm (5/32"x 1/8"), steel, zinc-plated	2	2	011.0101.171
	Panel end component B, right, 53 mm (2 3/32"), aluminum, anodized		1	30036

Panel end component set, 60 mm (2 3/8"), aluminum, for running track 27671, 27672, 27673, 27695, 30323, 30324 in combination with spacer track 057.3054.xxx

		No.
	Panel end component set, left, 60 mm (2 3/8"), anodized	30147
	Panel end component set, right, 60 mm (2 3/8"), anodized	30148

		30147	30148	No.
Set consisting of:				
	Panel end component B, left, 60 mm (2 3/8"), aluminum, anodized	1		30030
	Bracker connector, steel, zinc-plated	1	1	057.3051.101
	Screw, M4x2.6 mm (5/32" x 1/8"), steel, zinc-plated	2	2	011.0101.171
	Panel end component B, right, 60 mm (2 3/8"), aluminum, anodized		1	30035

Panel end component set, 95 mm (3 3/4"), can be shortened, aluminum, for running track 30613/14/15/16/66/67

		No.
	Panel end component set, left, 95 mm (3 3/4"), aluminum, anodized	30434
	Panel end component set, right, 95 mm (3 3/4"), aluminum, anodized	30435



		30434	30435	No.
Set consisting of:				
	Panel end component, left, 95 mm (3 3/4"), aluminum, anodized, can be cut to size	1		30131
	Bracker connector, steel, zinc-plated	1	1	057.3051.101
	Screw, M4x2.6 mm (5/32" x 1/8"), steel, zinc-plated	2	2	011.0101.171
	Panel end component, right, 95 mm (3 3/4"), aluminum, anodized, can be cut to size		1	30398

Hawa Adapto 80/100 concrete casting system, without fixed glazing

		No.
	Inset profile for concrete surfaces Hawa Adapto 80, without fixed glass, 2500 mm (8' 2 7/16")	20216
	Inset profile for concrete surfaces Hawa Adapto 80, without fixed glass, 4000 mm (13' 1 15/32")	20217

		mm (inch)	20216	20217	No.
Set consisting of:					
	Inset profile for concrete surfaces, without fixed glass, aluminum	2,500 (8' 2 7/16")	1		20087
	Polystyrene insert, without fixed glass	1,000 (3' 3 3/8")	2	4	19418
	Polystyrene insert, without fixed glass	500 (1' 7 11/16")	1		19556
	Assembly clips, plastic, black, without fixed glass		4	5	19344
	Cover cap, without fixed glass, plastic, gray		2	2	19366
	Inset profile for concrete surfaces, without fixed glass, aluminum	4,000 (13' 1 15/32")		1	20088





Assembly set for Hawa Adapto 80/100

		No.
	Assembly set, with countersunk head screw, length up to 2500 mm (8' 2 7/16" / 8' 2 7/16")	22841
	Assembly set, with countersunk head screw, length 2501–4000 mm (8' 2 15/32" to 13' 1 15/32")	22842

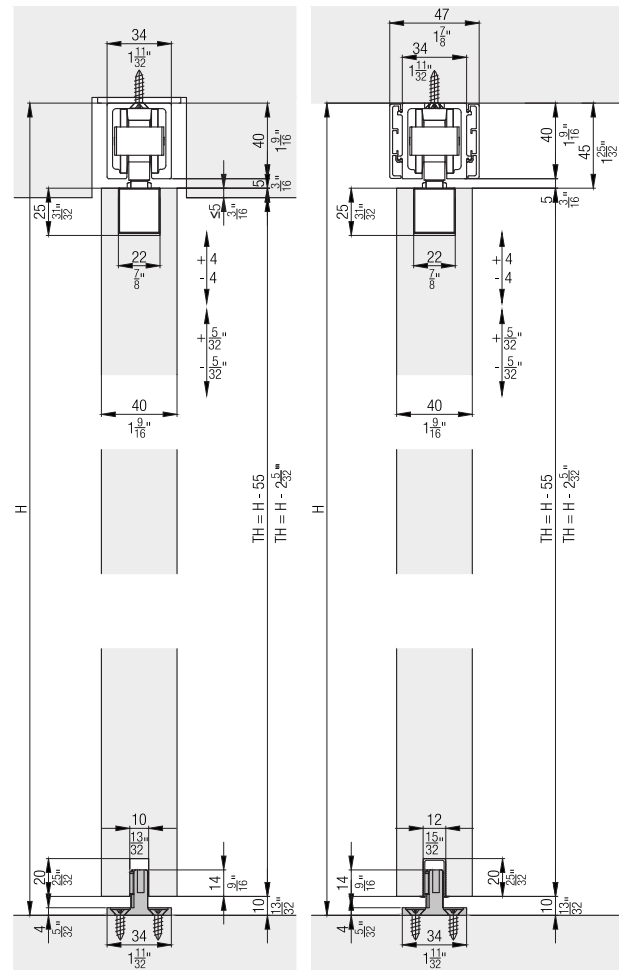
Set consisting of:

		22841	22842	No.
	Distance plate, plastic, 1 mm (1/32")	2	2	19398
	Distance plate, plastic, 2 mm (3/32")	2	2	19399
	Distance plate, plastic, 3 mm (1/8")	2	2	19400
	Distance plate, plastic, 5 mm (3/16")	4	4	19401
	Countersunk screws special, 6x20 mm (1/4"x25/32"), 10-piece set	1	2	22844

Accessories

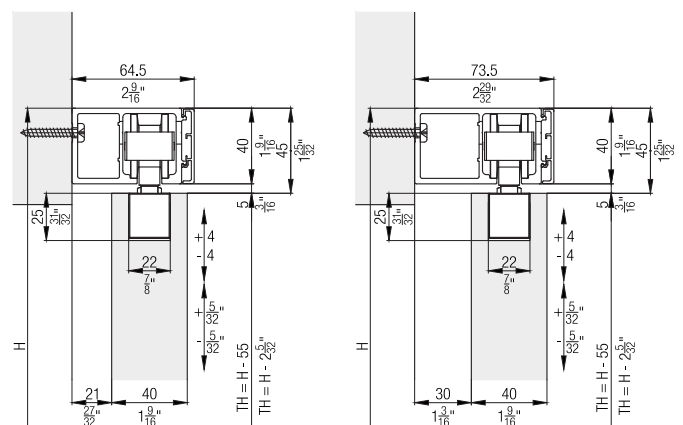
		No.
	Cover cap to running track, both sides, steel, stainless steel look	24957
	Cover cap to running track, both sides, steel, chrome-plated, matt	24956
	Bottom door stopper, with centering, stainless steel look	21473
	Bottom door stopper, with centering, chrome-plated, matt	20773
	Bottom guide, rattle proof, groove width 10 mm (13/32"), plastic, black, 10-piece set	25958

Further installation examples

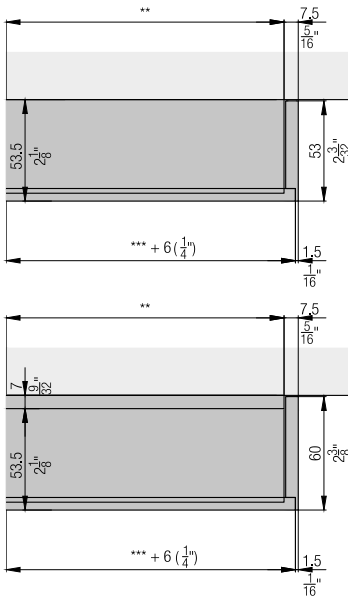


Further installation examples

Wall mounting rails with extended spacing of +11 mm/+20 mm (7/16"/25/32") between door and wall.

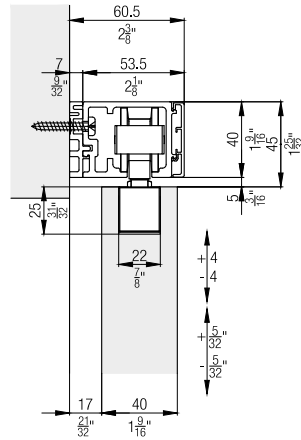


Calculations of clip-on panels



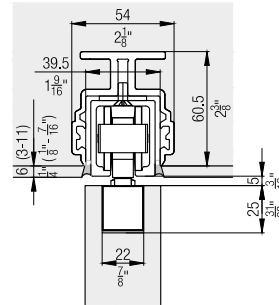
- ** Track
- *** Clip fascia

Further installation examples with spacer track



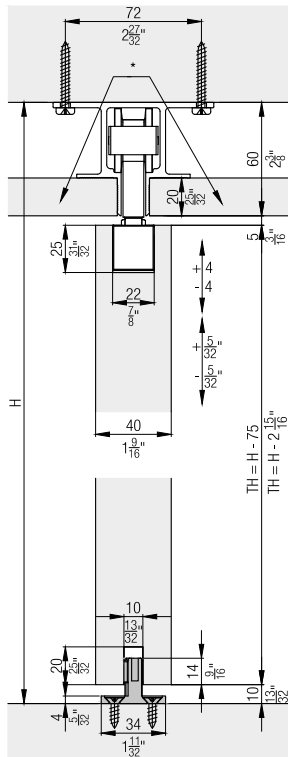
Hawa Adapto 80/100 concrete casting system

The Hawa Adapto 80/100 concrete casting system can be easily and efficiently integrated into the building shell and allows Hawa Junior 80/100 running tracks to be installed flush with the ceiling.

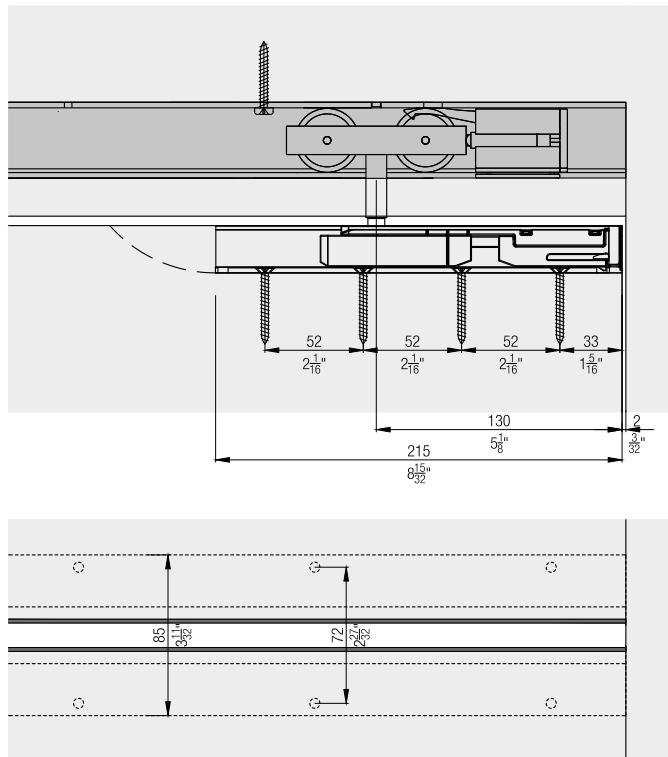


Ceiling integration

Recommendation: For systems integrated into the ceiling, provide assembly openings or front access to the system – front access of SoftMove is always mandatory.

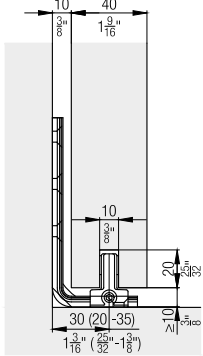


* removable



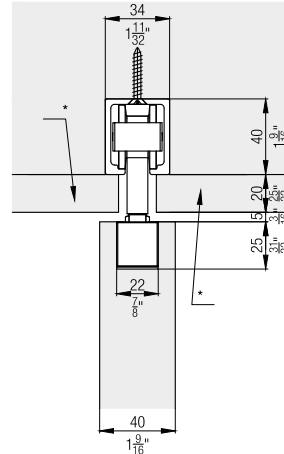
Hawa Confort 120

The convenient solution to an old problem. Inadequate fastening options in brittle sub-floors or in the area of floor heating. This bottom guide is mounted on the wall.



Version with 20 mm (25/32") longer hanger bolt

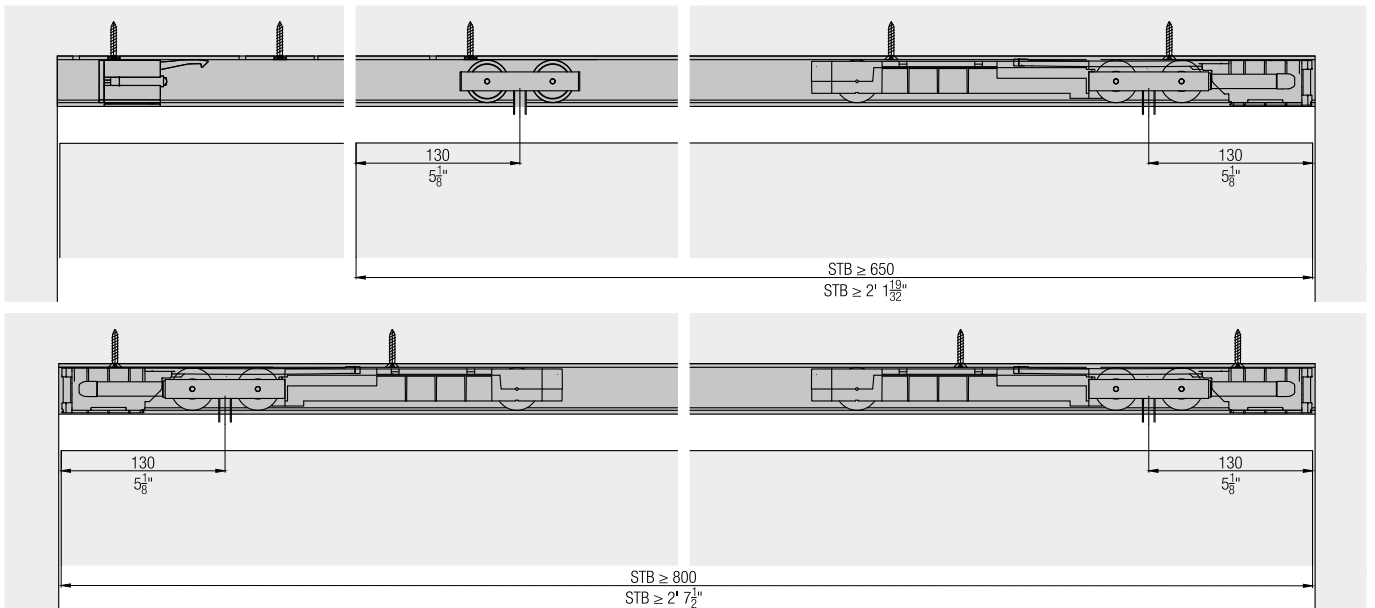
Thanks to the set No. 30153, the running track can be covered from below, using removable ceiling elements.



* removable

Magnet-Dämpfeinzug Soft Move 100

Completely integrated into the running track, the SoftMove decelerates sliding doors and draws them into their final position.



Accessories

- Hawa Junior bottom guides for wall mounting from page 508
- Lock solutions from page 511
- General accessories from page 518

Planning/execution

Further information about the product can be found on www.hawa.com.